

Asymmetric reductive and alkynylative heck bicyclization of enynes to access conformationally restricted aza[3.1.0]bicycles

Huang, Xiaolei; Nguyen, Minh Hieu; Pu, Maoping; Zhang, Luoqiang; Chi, Robin Yonggui; Wu, Yun-Dong; Zhou, Steve Jianrong

2020

Huang, X., Nguyen, M. H., Pu, M., Zhang, L., Chi, R. Y., Wu, Y. & Zhou, S. J. (2020). Asymmetric reductive and alkynylative heck bicyclization of enynes to access conformationally restricted aza[3.1.0]bicycles. *Angewandte Chemie International Edition*, 59(27), 10814-10818. <https://dx.doi.org/10.1002/anie.202000859>

<https://hdl.handle.net/10356/155086>

<https://doi.org/10.1002/anie.202000859>

This is the peer reviewed version of the following article: Huang, X., Nguyen, M. H., Pu, M., Zhang, L., Chi, R. Y., Wu, Y. & Zhou, S. J. (2020). Asymmetric reductive and alkynylative heck bicyclization of enynes to access conformationally restricted aza[3.1.0]bicycles. *Angewandte Chemie International Edition*, 59(27), 10814-10818, which has been published in final form at <https://doi.org/10.1002/anie.202000859>. This article may be used for non-commercial purposes in accordance with Wiley Terms and Conditions for Use of Self-Archived Versions.

Asymmetric Reductive and Alkynylyative Heck Bicyclization of Enynes to Access Conformationally Restricted Aza[3.1.0]bicycles

Xiaolei Huang, Minh Hieu Nguyen⁺, Maoping Pu⁺, Luoqiang Zhang, Yonggui Robin Chi, Yun-Dong Wu, and Jianrong Steve Zhou*

Abstract: Conformationally restricted azabicycles are becoming increasingly important in medicinal research. Asymmetric Heck bicyclization of enynes proceeds to give medicinally useful aza[3.1.0] and aza[4.1.0] bicycles with excellent enantioselectivity. The key organopalladium species after bicyclization can be trapped by silanes and terminal alkynes.

Saturated heterocycles such as pyrrolidines, piperidines, and piperazine are among the most frequently used motifs in medicines.^[1] In particular, saturated azacycles containing sp³ stereocenters, instead of flat heteroarenes, confer unique 3D

shapes and also improve druglike properties such as solubility and binding affinities to desired biological targets.^[2] In recent years, azabicyclo[3.1.0]hexanes have emerged as a very useful scaffold in drug discovery.^[3] These 3D azabicycles have rigid conformations with substituents pointing in specific directions, which helps to optimize selective binding to desired biological targets while minimizing unwanted promiscuous interactions. Some examples of drugs containing azabicyclo[3.1.0]hexanes are shown in Figure 1, including a family of triple uptake inhibitors (bicifadine, centanafadine and amitafadine),^[4] the antibiotics trovafloxacin and indolizomycin,^[5] a selective *m*-opioid-receptor antagonist for the treatment of alcohol abuse,^[6] a protease inhibitor to combat hepatitis C virus (boceprevir),^[7] and others.^[8] Examples of bioactive azabicyclo[4.1.0]heptanes include GSK 1360707,

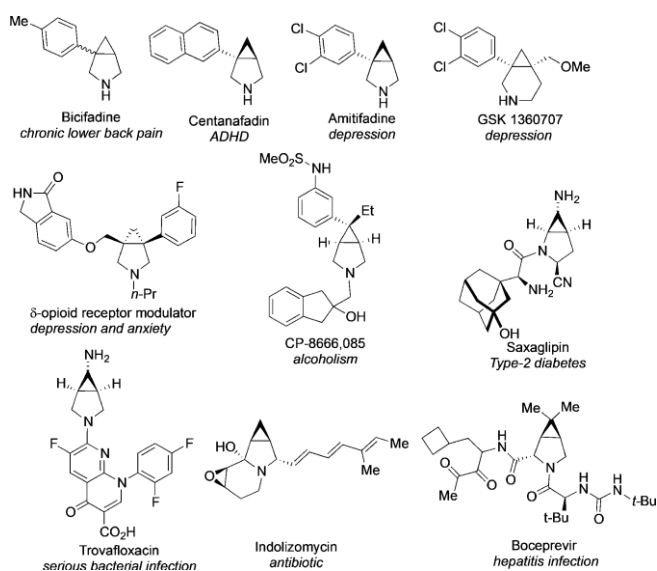


Figure 1. Examples of drugs containing [3.1.0] and [4.1.0] azabicycles.

a triple uptake inhibitor for the treatment of depression (see Figure 1)^[9] and orexin-receptor antagonists.^[10]

To date, efficient enantioselective methods for the preparation of azabicyclo[3.1.0]hexanes still remain a challenge, unfortunately.^[11] Arguably, asymmetric cyclopropanation is the most straightforward way to access these azabicycles, but a stereoselective variant still remains unavailable.^[12] Another obvious choice of reaction is cyclization of 1,5-enynes catalyzed by carbophilic Au, Pt, and Pd,^[13] but again the asymmetric version has not been reported yet.^[14] Recently, Trost et al. reported an enantioselective isomerization of 1,6-enynes using a cationic cyclopentadienyl ruthenium catalyst (Figure 2 a), which proceeded via hydride migration from the carbinol group to the alkyne to form alkenyl Ru species.^[15] In the second example (Figure 2 b), asymmetric annulation of strained cyclopropenes and *N*-allylamines was assisted by a cyclopentadienyl lanthanum catalyst.^[16] In a recent report by Cramer et al. (Figure 2 c), Pd-catalyzed desymmetrization of pendent cyclopropanes produced trifluoromethylated aza-[3.1.0]bicyclohexenes with excellent stereocontrol.^[17] Finally, asymmetric intramolecular α -cyclopropanation of in situ generated α -iodoaldehydes proceeded with an amine catalyst.^[18] Moreover, enantioselective synthesis of azabicyclo[4.1.0]-heptanes also remains a challenge, for example, catalytic cyclopropanation did not provide good enantioselectivity under many conditions.^[19]

[*] Dr. L. Zhang, Prof. Dr. J. S. Zhou

State Key Laboratory of Chemical Oncogenomics, Key Laboratory of Chemical Genomics, School of Chemical Biology and Biotechnology Peking University Shenzhen Graduate School
2199 Lishui Road, Room F312, Nanshan District, Shenzhen 518055 (China)

E-mail: jrzhou@pku.edu.cn

Prof. Dr. Y.-D. Wu

Lab of Computational Chemistry and Drug Design, State Key Laboratory of Chemical Oncogenomics, Peking University Shenzhen Graduate School, Shenzhen Bay Laboratory
Shenzhen 518055 (China)

Dr. M. Pu^[+]

Shenzhen Bay Laboratory, Shenzhen 518055 (China)

Dr. X. Huang, M. H. Nguyen,^[+] Prof. Dr. Y. R. Chi

Division of Chemistry and Biological Chemistry, School of Physical and Mathematical Sciences, Nanyang Technological University
21 Nanyang Link, 637371 Singapore (Singapore)

[+] Co-first authors

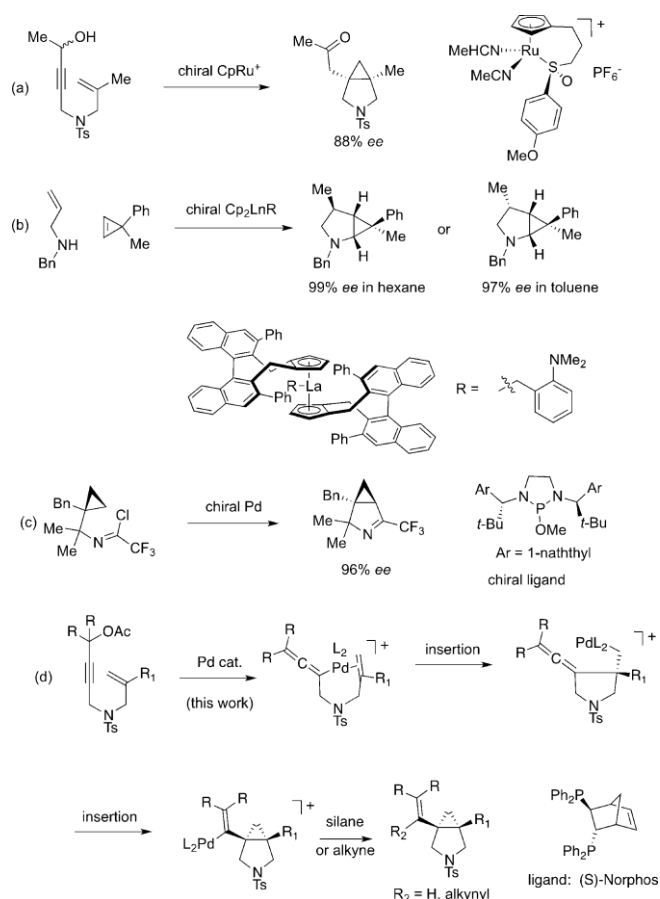


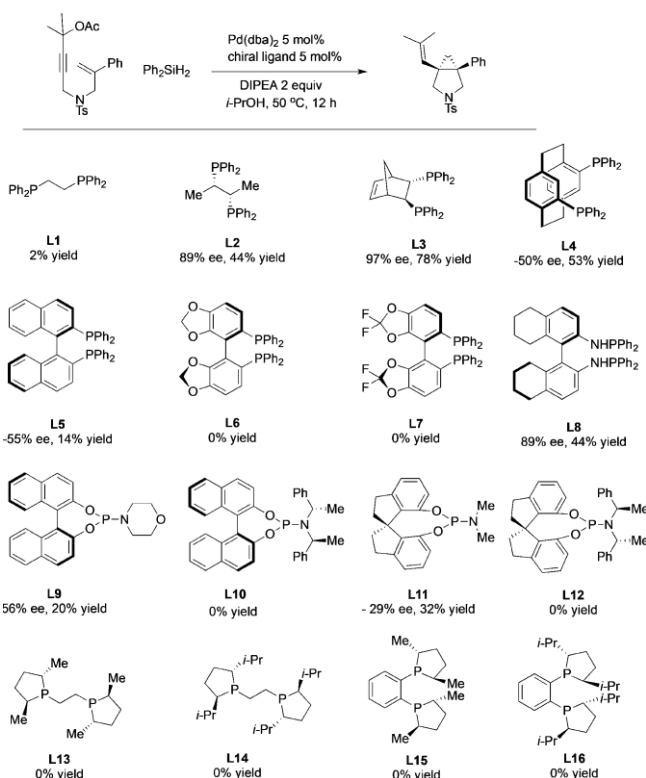
Figure 2. Examples of catalytic asymmetric synthesis of [3.1.0] azabicycles (Ts = *p*-toluenesulfonyl, Ac = acetyl, dba = dibenzylideneacetone, Cp = cyclopentadienyl).

In the late 1990s, Grigg and Oppolzer et al. separately reported reductive Heck cyclization of 1,6-enynes to prepare aza[3.1.0]bicycles,^[20] using simple Pd catalysts of triphenylphosphine and trifurylphosphine. But an enantioselective version has remained elusive owing to a lack of suitable chiral ligands. A fine balance of steric factors around the chiral pocket must be struck to bias the formation of one enantiomer during alkene insertion, but also allow sequential allene cyclization to occur (see Figure 2 d). Another issue is premature reduction of the allenyl Pd species by hydride donors. Furthermore, *b*-hydrogen elimination of the allenyl Pd species may also compete to give an enyne as a side product.^[21]

In line with our interest in generating strained rings through asymmetric palladium catalysis,^[22] we attempted Heck bicyclization to produce medicinally important azabicyclo[3.1.0]hexanes by intercepting the late-stage organopalladium species with hydride donors or carbon nucleophiles such as alkynes (Figure 2 d). In recent years, enantioselective Pd-^[23] and Ni^[24]-catalyzed reductive Heck reactions have received renewed interest since they quickly provide useful chiral building blocks.^[25] Furthermore, asymmetric Pd-^[26] and Ni-catalyzed^[27] alkene cyclizations have also been intercepted with coupling reagents.^[28] For example, in 2017,

Jia et al. reported that the intermediate of intramolecular Heck arylation of indoles can be successfully intercepted by alkylation with good *ee* values.^[26a] Very recently, Ge et al. also disclosed asymmetric Heck cyclization and subsequent alkylation that produced α -CF₃-substituted oxindoles.^[29] It should be pointed out that all of the aforementioned processes only allowed construction of a new (benzo)fused ring. Asymmetric Heck-type bicyclization to generate the fused azabicycles as shown in Figure 2d has remained elusive.

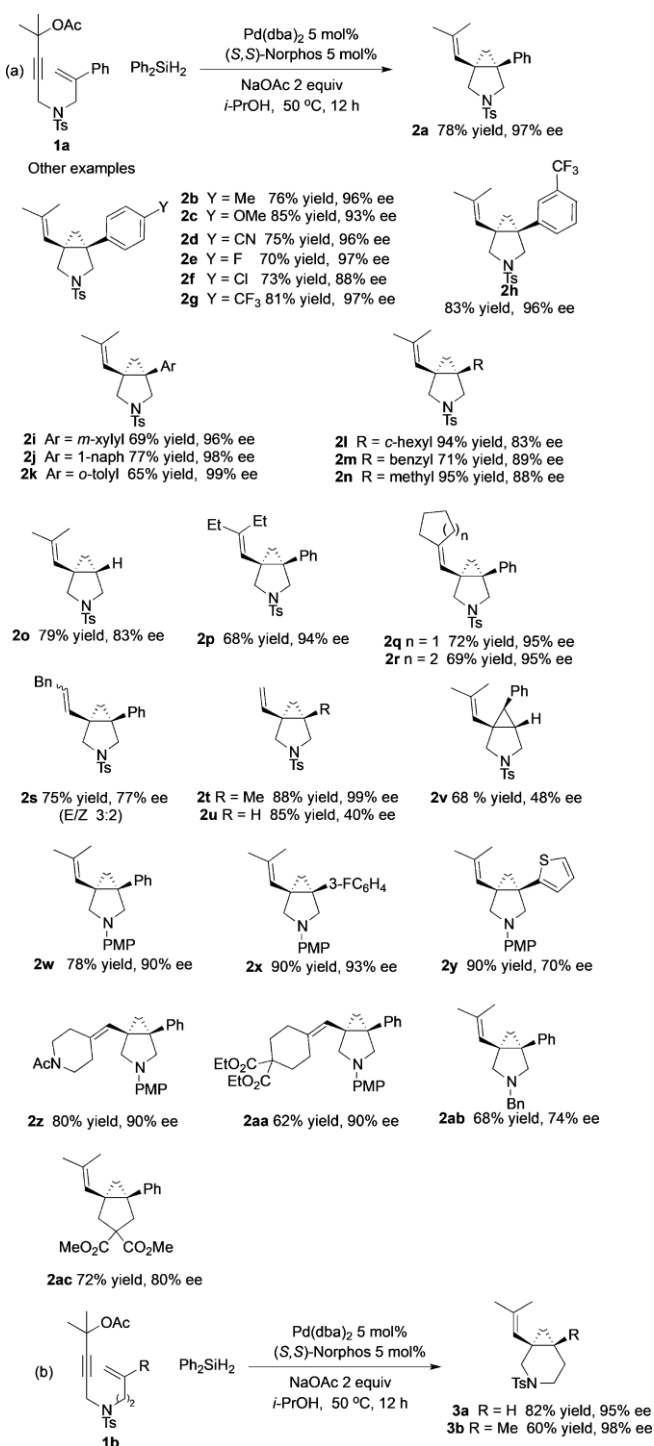
In the Pd-catalyzed bicyclization of model enyne **1 a**, we first examined a collection of chiral bisphosphines, including BINAP, Difluorophos, Segphos and Duphos, and monodentate phosphoramidites, but to no avail. Only Chiraphos and Phanephos afforded desired product **2 a** in appreciable yields and in 89% *ee* and 50% *ee*, respectively (Scheme 1). To our gratification, Norphos on a norbonene skeleton^[30] furnished **2 a** in 78% yield and 97% *ee*. The main side product under most conditions was derived from premature reduction of the allenyl Pd species (see Figure 2 d). Ph₂SiH₂ proved to be the optimal hydride donor, whereas PhSiH₃, Et₂SiH₂, and NaHCO₂ were less effective and offered moderate yields of product **2 a**. Without any silane, **2 a** was produced in 27% yield, thus suggesting that isopropanol can serve as a minor source of hydride. The reaction itself did not need a base, but addition of NaOAc or Hting base slightly improved the yield of **2 a**. Among the organic solvents we examined, we found that the *ee* was the highest in isopropanol. The model reaction on a 1 mmol scale using 1 mol% Pd catalyst also proceeded



Scheme 1. The effects of chiral ligands on a model cyclization of model 1,6-enyne (calibrated GC yields and *ee* values determined by chiral HPLC). dba = dibenzylidene-acetone, DIPEA = diisopropylethylamine.

well to afford **2a** in 79 % yield after 48 h. At 0.2 mol% Pd, the yield of **2a** was 67 % along with 16 % recovered **1a** after 48 h.

The Pd catalyst with Norphos was then successfully applied to various 1,6-enynes in reductive Heck bicyclization (Scheme 2). Aryl substituents carrying both electron-donating (**2 b,c**) and electron-withdrawing (**2 d-h**) groups can be present on the alkene fragment, as well as methyl, cyclohexyl, and benzyl groups (**2 n-l**). Aryl nitrile, fluoride, chloride,

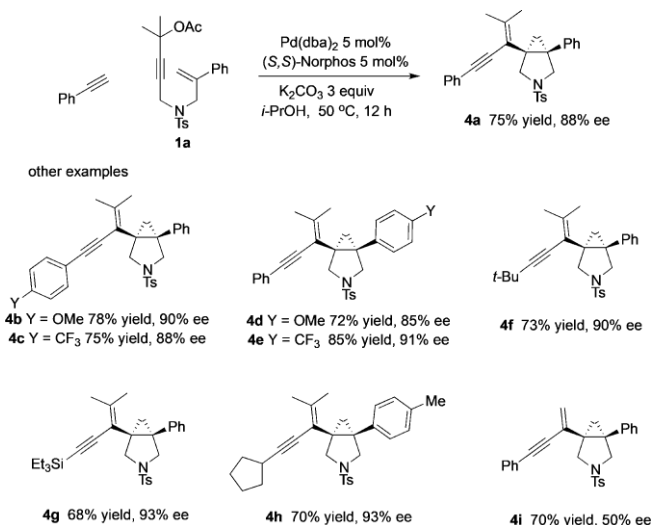


Scheme 2. Asymmetric reductive Heck bicyclization of 1,6- and 1,7-enynes to access [3.1.0]azacycles (a) and [4.1.0]azacycles (b). Yields of isolated product are shown. PMP = *p*-methoxyphenyl.

amide, and ester groups were tolerated well. In an additive test using the model reaction of **1a**,^[31] azacycles such as quinoline, isoquinoline, 2-phenylpyridine, and unprotected indole had almost no negative influence. Moreover, single-crystal X-ray diffraction of product **2g** helped to ascertain its absolute configuration.^[32] When an enyne carrying a simple N-allyl group was used, **2o** was generated in 83 % *ee*. This suggests that intramolecular insertion of the allene is faster than *b*-hydrogen elimination after the first insertion (see Figure 2).

Propargylic acetates carrying 1,1-disubstituents reacted smoothly (**2 p-r**). A racemic sample bearing a benzyl group, however, led to two olefinic isomers **2s** in an *E/Z* ratio of 3:2. The enantiomers of two isomers overlapped on chiral HPLC traces. After catalytic hydrogenation of the two isomers over Pd/C, the *ee* was determined to be 77 %. Without any C1 substituent on the propargyl fragments, the cyclization still proceeded in 99% *ee* (**2t**). The cyclization using an enyne carrying a cinnamyl group furnished *cis*-fused cyclopropane **2v** albeit in only 40% *ee*. Thus, C2-substituents on the alkene fragments are important for enantiofacial insertion. Furthermore, the enyne linker can be changed to arylamines, benzylamine, or a malonate (**2 w-2ac**). However, we noticed that carbamates and benzamides as linkers inhibited the insertion process. Asymmetric cyclization of tosylamide-linked 1,7-enyne also proceeded smoothly to give azabicyclo-[4.1.0]heptanes in over 95 % *ee* (**3 a,b**).

We also attempted to intercept the alkenyl Pd species after bicyclization (see Figure 2) with carbon nucleophiles such as diphenylzinc, PhB(OH)₂ and PhSi(OMe)₃, but they all failed to deliver the desired arylation under many conditions. Later, cognizant of the congestion surrounding the alkenyl Pd center after bicyclization, we attempted to trap it with small nucleophiles, for example, terminal alkynes. Indeed, both aromatic and aliphatic alkynes of different electronic properties coupled efficiently to give alkynylation adducts (Scheme 3).^[33] Premature propargylic alkynylation was detected as a side reaction.



Scheme 3. Asymmetric Heck bicyclization and alkynyl coupling of 1,6-enynes. Yield of isolated product are shown.

We next conducted DFT calculations for the initial alkene insertion step of **1a** at the SMD(2-propanol),M06L/Def2-TZVP//B3LYP-D3/6-31 g(d,p),SDD(Pd) level of theory, aiming to understand the origin of the enantioselectivity observed in the Heck bicyclization. Two transition states are shown in Figure 3. First, we found that electrostatic interaction of the sulfonamide group of **1a** with the electropositive Pd center significantly stabilized the insertion transition states, by around 2 kcal mol⁻¹.^[34] The Pd...O distances were 3.14 Å in both transition states. Second, the energies of two transition states were 4.1 kcal mol⁻¹ apart, which is consistent with experimental 97% *ee* of **2a**. Third, careful examination of the disfavored transition structure (see the right of Figure 3) revealed that congestion between the dimethylallyl fragment of **1a** and one of top P-phenyl rings of Norphos was the key factor contributing to destabilization of the transition state.

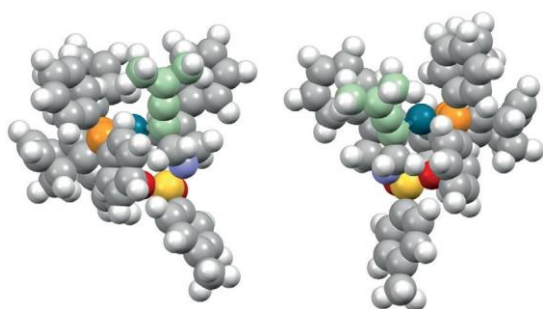


Figure 3. A favored transition state (left) and a disfavored transition state (right) for insertion of the allenyl-Pd on alkene fragment. Npurple, Ored, Syellow, and Porange, Pdblue. The 3,3-dimethylallyl fragment connected to Pd is highlighted in light green.

In conclusion, we have developed an intramolecular reductive Heck cyclization of 1,6-enynes to generate medicinally important aza[3.1.0]bicycles with excellent *ee* values. Furthermore, the key alkenyl Pd species can also be trapped by terminal alkynes to give alkynylation adducts.

Acknowledgements

We acknowledge financial support from Peking University Shenzhen Graduate School, Shenzhen Bay Laboratory (21230011-Scripps), National Natural Science Foundation of China (NSFC 21933004), Nanyang Technological University, GSK-EDB Trust Fund (2017 GSK-EDB Green and Sustainable Manufacturing Award) and A*STAR Science and Engineering Research Council (AME IRG A1783c0010). MP contributed DFT calculations. We thank Dr Li Yongxin at NTU for X-ray diffraction.

Conflict of interest

The authors declare no conflict of interest.

Keywords: alkynylation · azabicycles · palladium · reductive Heck reaction · strained rings

- [1] E. Vitaku, D. T. Smith, J. T. Njardarson, *J. Med. Chem.* 2014, *57*, 10257.
- [2] a) F. Lovering, J. Bikker, C. Humblet, *J. Med. Chem.* 2009, *52*, 6752; b) T. J. Ritchie, S. J. F. Macdonald, R. J. Young, S. D. Pickett, *Drug Discovery Today* 2011, *16*, 164; c) A. Nadin, C. Hattotuwa, I. Churcher, *Angew. Chem. Int. Ed.* 2012, *51*, 1114; *Angew. Chem.* 2012, *124*, 1140; d) F. Lovering, *MedChemComm* 2013, *4*, 515; e) F. W. Goldberg, J. G. Kettle, T. Kogej, M. W. D. Perry, N. P. Tomkinson, *Drug Discovery Today* 2015, *20*, 11.
- [3] D. C. Blakemore, L. Castro, I. Churcher, D. C. Rees, A. W. Thomas, D. M. Wilson, A. Wood, *Nat. Chem.* 2018, *10*, 383.
- [4] a) P. Skolnick, P. Popik, A. Janowsky, B. Beer, A. S. Lippa, *Eur. J. Pharmacol.* 2003, *461*, 99; b) D. M. Marks, C.-U. Pae, A. A. Patkar, *Psychiatry Invest.* 2008, *5*, 142; c) F. P. Bymaster, K. Golembiowska, M. Kowalska, Y. K. Choi, F. I. Tarazi, *Synapse* 2012, *66*, 522.
- [5] a) G. Kim, M. Y. Chu-Moyer, S. J. Danishefsky, *J. Am. Chem. Soc.* 1990, *112*, 2003; b) T. D. Gootz, R. Zaniewski, S. Haskell, B. Schmieder, J. Tankovic, D. Girard, P. Courvalin, R. J. Polzer, *Antimicrob. Agents Chemother.* 1996, *40*, 2691.
- [6] S. F. McHardy, S. D. Heck, S. Guediche, M. Kalman, M. P. Allen, M. Tu, D. K. Bryce, A. W. Schmidt, M. Vanase-Frawley, E. Callegari, et al., *MedChemComm* 2011, *2*, 1001.
- [7] F. G. Njoroge, K. X. Chen, N.-Y. Shih, J. J. Piwinski, *Acc. Chem. Res.* 2008, *41*, 50.
- [8] Examples: a) A. R. Renslo, H. Gao, P. Jaishankar, R. Venkatachalam, M. Gomez, J. Blais, M. Huband, J. V. N. Vara Prasad, M. F. Gordeev, *Bioorg. Med. Chem. Lett.* 2006, *16*, 1126; b) T. Komine, A. Kojima, Y. Asahina, T. Saito, H. Takano, T. Shibue, Y. Fukuda, *J. Med. Chem.* 2008, *51*, 6558; c) F. Micheli, P. Cavanni, R. Arban, R. Benedetti, B. Bertani, M. Bettati, L. Bettelini, G. Bonanomi, S. Braggio, A. Checchia, et al., *J. Med. Chem.* 2010, *53*, 2534; d) D. Moffat, S. Patel, F. Day, A. Belfield, A. Donald, M. Rowlands, J. Wibawa, D. Brotherton, L. Stimson, V. Clark, et al., *J. Med. Chem.* 2010, *53*, 8663; e) G. Lunn, B. J. Banks, R. Crook, N. Feeder, A. Pettman, Y. Sabnis, *Bioorg. Med. Chem. Lett.* 2011, *21*, 4608.
- [9] Examples: a) F. Micheli, P. Cavanni, D. Andreotti, R. Arban, R. Benedetti, B. Bertani, M. Bettati, L. Bettelini, G. Bonanomi, S. Braggio, et al., *J. Med. Chem.* 2010, *53*, 4989; b) R. A. Comley, C. A. Salinas, M. Slifstein, M. Petrone, C. Marzano, I. Bennacef, P. Shotbolt, J. Van der Aart, M. Neve, L. Iavarone, et al., *J. Pharmacol. Exp. Ther.* 2013, *346*, 311.
- [10] "3-Azabicyclo[4.1.0]heptanes used as orexin antagonists": D. Amantini, R. Di Fabio, WO 122151 A1, 2010.
- [11] a) C. Laroche, P. Bertus, J. Szymoniak, *Tetrahedron Lett.* 2003, *44*, 2485; b) M. A. Ischay, M. K. Takase, R. G. Bergman, J. A. Ellman, *J. Am. Chem. Soc.* 2013, *135*, 2478; c) J. J. Topczewski, P. J. Cabrera, N. I. Saper, M. S. Sanford, *Nature* 2016, *531*, 220; d) H. Deng, W.-L. Yang, F. Tian, W. Tang, W.-P. Deng, *Org. Lett.* 2018, *20*, 4121; e) T. Shimbayashi, G. Matsushita, A. Nanya, A. Eguchi, K. Okamoto, K. Ohe, *ACS Catal.* 2018, *8*, 7773.
- [12] a) V. V. Tverezovsky, M. S. Baird, I. G. Bolesov, *Tetrahedron* 1997, *53*, 14773; b) H. Lebel, J.-F. Marcoux, C. Molinaro, A. B. Charette, *Chem. Rev.* 2003, *103*, 977; c) M. A. A. Walczak, P. Wipf, *J. Am. Chem. Soc.* 2008, *130*, 6924; d) X. Huang, S. Klimczyk, L. F. Veiros, N. Maulide, *Chem. Sci.* 2013, *4*, 1105; e) H.-D. Xu, K. Xu, Z.-H. Jia, H. Zhou, P. Jiang, X.-L. Lu, Y.-P. Pan, H. Wu, Y. Ding, M.-H. Shen, et al., *Asian J. Org. Chem.* 2014, *3*, 1154; f) T. Kimura, N. Wada, T. Tsuru, T. Sampei, T. Satoh, *Tetrahedron* 2015, *71*, 5952.

- [13] Examples: a) Y. Harrak, C. Blaszykowski, M. Bernard, K. Cariou, E. Mainetti, V. Mouries, A.-L. Dhimane, L. Fensterbank, M. Malacria, *J. Am. Chem. Soc.* 2004, **126**, 8656; b) M. R. Luzung, J. P. Markham, F. D. Toste, *J. Am. Chem. Soc.* 2004, **126**, 10858; c) V. Mamane, T. Gress, H. Krause, A. Ftirstner, *J. Am. Chem. Soc.* 2004, **126**, 8654; d) A. Buzas, F. Gagosz, *J. Am. Chem. Soc.* 2006, **128**, 12614; e) F. Monnier, C. Vovard-Le Bray, D. Castillo, V. Aubert, S. Derien, P. H. Dixneuf, L. Toupet, A. Ienco, C. Mealli, *J. Am. Chem. Soc.* 2007, **129**, 6037; f) K. Komeyama, N. Saigo, M. Miyagi, K. Takaki, *Angew. Chem. Int. Ed.* 2009, **48**, 9875; *Angew. Chem.* 2009, **121**, 10059; g) T. W. Lyons, M. S. Sanford, *Tetrahedron* 2009, **65**, 3211; h) J.-J. Feng, J. Zhang, *J. Am. Chem. Soc.* 2011, **133**, 7304; i) P. Perez-Galan, E. Herrero-Gomez, D. T. Hog, N. J. A. Martin, F. Maseras, A. M. Echavarren, *Chem. Sci.* 2011, **2**, 141; j) D. Qian, J. Zhang, *Chem. Commun.* 2011, **47**, 11152; k) D. Vasu, H.-H. Hung, S. Bhunia, S. A. Gawade, A. Das, R.-S. Liu, *Angew. Chem. Int. Ed.* 2011, **50**, 6911; *Angew. Chem.* 2011, **123**, 7043; l) T. Haven, G. Kubik, S. Haubenreisser, M. Niggemann, *Angew. Chem. Int. Ed.* 2013, **52**, 4016; *Angew. Chem.* 2013, **125**, 4108; m) K.-B. Wang, R.-Q. Ran, S.-D. Xiu, C.-Y. Li, *Org. Lett.* 2013, **15**, 2374; n) J. Ma, K. Chen, H. Fu, L. Zhang, W. Wu, H. Jiang, S. Zhu, *Org. Lett.* 2016, **18**, 1322; o) J. Zheng, Z. Li, W. Wu, H. Jiang, *Org. Lett.* 2016, **18**, 6232.
- [14] K. Masutomi, K. Noguchi, K. Tanaka, *J. Am. Chem. Soc.* 2014, **136**, 7627.
- [15] B. M. Trost, M. C. Ryan, M. Rao, T. Z. Markovic, *J. Am. Chem. Soc.* 2014, **136**, 17422.
- [16] H.-L. Teng, Y. Luo, M. Nishiura, Z. Hou, *J. Am. Chem. Soc.* 2017, **139**, 16506.
- [17] a) J. Pedroni, T. Saget, P. A. Donets, N. Cramer, *Chem. Sci.* 2015, **6**, 5164; b) J. Pedroni, N. Cramer, *J. Am. Chem. Soc.* 2017, **139**, 12398.
- [18] C. Luo, Z. Wang, Y. Huang, *Nat. Commun.* 2015, **6**, 10041.
- [19] Examples: a) W. M. Maton, F. Stazi, A. M. Manzo, R. Pachera, A. Ribecai, P. Stabile, A. Perboni, N. Giubellina, F. Bravo, D. Castoldi, et al., *Org. Process Res. Dev.* 2010, **14**, 1239; b) F. Miegge, C. Meyer, J. Cossy, *Org. Lett.* 2010, **12**, 4144; c) C. Napolitano, M. Borriello, F. Cardullo, D. Donati, A. Paio, S. Manfredini, *Tetrahedron* 2010, **66**, 5492; d) I. Suarez del Villar, A. Gradillas, J. Perez-Castells, *Eur. J. Org. Chem.* 2010, 5850; e) F. Miegge, C. Meyer, J. Cossy, *Chem. Eur. J.* 2012, **18**, 7810.
- [20] Examples: a) R. Grigg, R. Rasul, J. Redpath, D. Wilson, *Tetrahedron Lett.* 1996, **37**, 4609; b) W. Oppolzer, A. Pimm, B. Stammen, W. E. Hume, *Helv. Chim. Acta* 1997, **80**, 623; c) J. Böhmer, R. Grigg, J. D. Marchbank, *Chem. Commun.* 2002, 768.
- [21] Examples: a) A. G. Steinig, A. de Meijere, *Eur. J. Org. Chem.* 1999, 1333; b) S.-C. Zhao, K.-G. Ji, L. Lu, T. He, A.-X. Zhou, R.-L. Yan, S. Ali, X.-Y. Liu, Y.-M. Liang, *J. Org. Chem.* 2012, **77**, 2763; c) T. He, P. Gao, S. Fang, Y. Chi, Y. Chen, *Tetrahedron Lett.* 2017, **58**, 4832.
- [22] Z. Jiao, Q. Shi, J. S. Zhou, *Angew. Chem. Int. Ed.* 2017, **56**, 14567; *Angew. Chem.* 2017, **129**, 14759.
- [23] Examples: a) A. Minatti, X. Zheng, S. L. Buchwald, *J. Org. Chem.* 2007, **72**, 9253; b) S. Liu, J. Zhou, *Chem. Commun.* 2013, **49**, 11758; c) C. Shen, R.-R. Liu, R.-J. Fan, Y.-L. Li, T.-F. Xu, J.-R. Gao, Y.-X. Jia, *J. Am. Chem. Soc.* 2015, **137**, 4936; d) G. Yue, K. Lei, H. Hirao, J. Zhou, *Angew. Chem. Int. Ed.* 2015, **54**, 6531; *Angew. Chem.* 2015, **127**, 6631; e) Rh-catalyzed reductive arylation: Y. J. Jang, E. M. Larin, M. Lautens, *Angew. Chem. Int. Ed.* 2017, **56**, 11927; *Angew. Chem.* 2017, **129**, 12089; f) W. Kong, Q. Wang, J. Zhu, *Angew. Chem. Int. Ed.* 2017, **56**, 3987; *Angew. Chem.* 2017, **129**, 4045; g) S. Mannathan, S. Raoufmo-haddam, J. N. H. Reek, J. G. de Vries, A. J. Minnaard, *ChemCatChem* 2017, **9**, 551; h) Z. M. Zhang, B. Xu, Y. Qian, L. Wu, Y. Wu, L. Zhou, Y. Liu, J. Zhang, *Angew. Chem. Int. Ed.* 2018, **57**, 10373; *Angew. Chem.* 2018, **130**, 10530; i) Z. Yuan, Z. Feng, Y. Zeng, X. Zhao, A. Lin, H. Yao, *Angew. Chem. Int. Ed.* 2019, **58**, 2884; *Angew. Chem.* 2019, **131**, 2910; j) C. Zhu, H. Fu, *iScience* 2019, **10**, 11.
- [24] Examples: a) R. Shrestha, S. C. M. Dorn, D. J. Weix, *J. Am. Chem. Soc.* 2013, **135**, 751; b) X. Qin, M. W. Y. Lee, J. S. Zhou, *Angew. Chem. Int. Ed.* 2017, **56**, 12723; *Angew. Chem.* 2017, **129**, 12897; c) X. Qin, M. W. Yao Lee, J. S. Zhou, *Org. Lett.* 2019, **21**, 5990; d) F. Yang, Y. Jin, C. Wang, *Org. Lett.* 2019, **21**, 6989.
- [25] Reviews: a) S. Cacchi, *Pure Appl. Chem.* 1990, **62**, 713; b) L. J. Oxtoby, J. A. Gurak, Jr., S. R. Wisniewski, M. D. Eastgate, K. M. Engle, *Trends Chem.* 2019, **1**, 572.
- [26] Examples: a) R.-R. Liu, Y.-G. Wang, Y.-L. Li, B.-B. Huang, R.-X. Liang, Y.-X. Jia, *Angew. Chem. Int. Ed.* 2017, **56**, 7475; *Angew. Chem.* 2017, **129**, 7583; b) S. Tong, A. Limouni, Q. Wang, M.-X. Wang, J. Zhu, *Angew. Chem. Int. Ed.* 2017, **56**, 14192; *Angew. Chem.* 2017, **129**, 14380; c) Z.-M. Zhang, B. Xu, L. Wu, Y. Wu, Y. Qian, L. Zhou, Y. Liu, J. Zhang, *Angew. Chem. Int. Ed.* 2019, **58**, 14653; *Angew. Chem.* 2019, **131**, 14795.
- [27] Examples: a) K. Wang, Z. Ding, Z. Zhou, W. Kong, *J. Am. Chem. Soc.* 2018, **140**, 12364; b) D. Anthony, Q. Lin, J. Baudet, T. Diao, *Angew. Chem. Int. Ed.* 2019, **58**, 3198; *Angew. Chem.* 2019, **131**, 3230; c) Y. Jin, C. Wang, *Angew. Chem. Int. Ed.* 2019, **58**, 6722; *Angew. Chem.* 2019, **131**, 6794; d) Y. Li, Z. Ding, A. Lei, W. Kong, *Org. Chem. Front.* 2019, **6**, 3305; e) T. Ma, Y. Chen, Y. Li, Y. Ping, W. Kong, *ACS Catal.* 2019, **9**, 9127; f) Z.-X. Tian, J.-B. Qiao, G.-L. Xu, X. Pang, L. Qi, W.-Y. Ma, Z.-Z. Zhao, J. Duan, Y.-F. Du, P. Su, et al., *J. Am. Chem. Soc.* 2019, **141**, 7637.
- [28] Reviews: a) R. Grigg, V. Sridharan, *J. Organomet. Chem.* 1999, **576**, 65; b) J. Muzart, *Tetrahedron* 2013, **69**, 6735; c) Y. Ping, Y. Li, J. Zhu, W. Kong, *Angew. Chem. Int. Ed.* 2019, **58**, 1562; *Angew. Chem.* 2019, **131**, 1576.
- [29] X. Bai, C. Wu, S. Ge, Y. Lu, *Angew. Chem. Int. Ed.* 2020, **59**, 2764; *Angew. Chem.* 2020, **132**, 2786.
- [30] a) H. Brunner, W. Pieronczyk, *Angew. Chem. Int. Ed. Engl.* 1979, **18**, 620; *Angew. Chem.* 1979, **91**, 655; b) H. Brunner, W. Pieronczyk, B. Schønhammer, K. Streng, I. Bernal, U. J. Korp, *Chem. Ber.* 1981, **114**, 1137.
- [31] T. Gensch, M. Teders, F. Glorius, *J. Org. Chem.* 2017, **82**, 9154.
- [32] CCDC 1955164 contains the supplementary crystallographic data for this paper. These data can be obtained free of charge from The Cambridge Crystallographic Data Centre.
- [33] Examples: a) C. Lei, X. Jin, J. Zhou, *ACS Catal.* 2016, **6**, 1635; b) X.-X. Wu, A. Liu, S. Xu, J. He, W. Sun, S. Chen, *Org. Lett.* 2018, **20**, 1538.
- [34] Examples of such interaction with Pd: a) R. A. Angnes, J. M. Oliveira, C. C. Oliveira, N. C. Martins, C. R. D. Correia, *Chem. Eur. J.* 2014, **20**, 13117; b) F. de Azambuja, R. C. Carmona, T. H. D. Chorro, G. Heerdt, C. R. D. Correia, *Chem. Eur. J.* 2016, **22**, 11205; c) J. de Oliveira Silva, R. A. Angnes, V. H. Menezes da Silva, B. M. Servilha, M. Adeel, A. A. C. Braga, A. Aponick, C. R. D. Correia, *J. Org. Chem.* 2016, **81**, 2010; d) S. Kattela, G. Heerdt, C. R. D. Correia, *Adv. Synth. Catal.* 2017, **359**, 260; e) J. M. de Oliveira, R. A. Angnes, I. U. Khan, E. C. Polo, G. Heerdt, B. M. Servilha, V. H. Menezes da Silva, A. A. C. Braga, C. R. D. Correia, *Chem. Eur. J.* 2018, **24**, 11738.