

This document is downloaded from DR-NTU, Nanyang Technological University Library, Singapore.

Title	Interactive optomechanical coupling with nonlinear polaritonic systems
Author(s)	Bobrovska, N.; Matuszewski, M.; Liew, Timothy Chi Hin; Kyriienko, O.
Citation	Bobrovska, N., Matuszewski, M., Liew, T. C. H., & Kyriienko, O. (2017). Interactive optomechanical coupling with nonlinear polaritonic systems. <i>Physical Review B</i> , 95, 085309-.
Date	2017
URL	http://hdl.handle.net/10220/43871
Rights	©2017 American Physical Society (APS). This paper was published in <i>Physical Review B</i> and is made available as an electronic reprint (preprint) with permission of American Physical Society (APS). The published version is available at: [http://dx.doi.org/10.1103/PhysRevB.95.085309]. One print or electronic copy may be made for personal use only. Systematic or multiple reproduction, distribution to multiple locations via electronic or other means, duplication of any material in this paper for a fee or for commercial purposes, or modification of the content of the paper is prohibited and is subject to penalties under law.

Interactive optomechanical coupling with nonlinear polaritonic systems

N. Bobrovska,¹ M. Matuszewski,¹ T. C. H. Liew,² and O. Kyriienko³

¹*Institute of Physics, Polish Academy of Sciences, Aleja Lotnikow 32/46, PL-02668 Warsaw, Poland*

²*Division of Physics and Applied Physics, School of Physical and Mathematical Sciences, Nanyang Technological University, 21 Nanyang Link, Singapore 637371, Singapore*

³*The Niels Bohr Institute, University of Copenhagen, Blegdamsvej 17, DK-2100 Copenhagen, Denmark*

(Received 3 November 2016; revised manuscript received 17 January 2017; published 21 February 2017)

We study a system of interacting matter quasiparticles strongly coupled to photons inside an optomechanical cavity. The resulting normal modes of the system are represented by hybrid polaritonic quasiparticles, which acquire effective nonlinearity. Its strength is influenced by the presence of a mechanical mode and depends on the resonance frequency of the cavity. This leads to an *interactive* type of optomechanical coupling, which is distinct from previously studied dispersive and dissipative couplings in optomechanical systems. The emergent interactive coupling is shown to generate effective optical nonlinearity terms of high order, which are quartic in the polariton number. We consider particular systems of exciton polaritons and dipolaritons, and show that the induced effective optical nonlinearity due to interactive coupling can exceed in magnitude the strength of Kerr nonlinear terms, such as those arising from polariton-polariton interactions. As applications, we show that the higher-order terms give rise to localized bright flattop solitons, which may form spontaneously in polariton condensates.

DOI: [10.1103/PhysRevB.95.085309](https://doi.org/10.1103/PhysRevB.95.085309)

I. INTRODUCTION

In cavity optomechanics the optical properties of photonic systems are influenced by the motion of a mechanical oscillator [1]. The coupling between optics and mechanics was shown to enable the cooling of mechanical resonators [2–5], thus allowing one to test their quantum nature at the macroscale. Other examples, where the merging of the concepts of optics and mechanics were shown to be useful, are optical and mechanical squeezing [6–8], the generation of entanglement [9,10], gravitational wave detection [11], optomechanically induced transparency (OMIT) [12,13], and quantum state teleportation [14]. The related optical manipulation of mechanical degrees of freedom extensively contributed to the fields of precise measurements and sensing [15–20], many-body physics [21–23], and was theorized to have implications for quantum computing [24] and communication [25].

The essence of optomechanical coupling is the dependence of an optical cavity parameter (say, ξ) on the mechanical position [$\xi = \xi(x)$]. This can be achieved in several different ways. The common *dispersive* coupling [1] arises from the modulation of the frequency of the cavity mode, $\xi(x) = \omega_C(x)$. A different coupling appears when a cavity decay is affected, leading to *dissipative* coupling, $\xi(x) = \gamma_C(x)$ [26–28]. Simultaneously, these types of coupling can be classified to have leading *linear* [$\xi(x) \propto x$] or *quadratic* [$\xi(x) \propto x^2$] terms with respect to the position of an oscillator. Each type of coupling has distinct consequences for the properties and capabilities of a composite optomechanical system, introducing new physical phenomena.

In an apparently separate line of research, hybrid light-matter physics is studied using systems of semiconductor microcavities containing quantum wells. A wide variety of nonlinear effects have also been demonstrated [29,30], including Bose-Einstein condensation [31,32] and superfluidity [33,34]. In these systems, direct excitons inside individual quantum wells are coupled to an optical mode and impart the effect of their Coulomb interaction as an effective Kerr

nonlinearity on the resulting polariton modes. An interesting mechanism to enhance this nonlinearity has been based on using coupled quantum wells, supporting indirect excitons in which electrons and holes in different quantum wells create excitons with a large dipole moment. Alone, indirect excitons can theoretically form Bose-Einstein condensates [35,36], and an experimental observation of a macroscopically coherent state of indirect excitons was reported [37]. They can also be further coupled to an optical mode in a microcavity [38]. The resulting dipolariton resonances can be continuously tuned via an applied electric field, mixing the properties of indirect excitons with direct excitons, and light [39–43].

Here, we consider another form of optomechanical coupling, which arises from the dependence of the Kerr nonlinearity on the mechanical oscillator position, $\xi(x) = U(x)$. Appearing from effective particle-particle interactions, this *interactive* coupling contains high-order terms, which are fourth order in the particle number. This corresponds to a seventh-order nonlinear susceptibility, typically inaccessible in optical systems [44], and introduces a highly nonlinear optical response.

As a potential platform for the realization of interactive coupling we propose a hybrid optomechanical semiconductor system where a cavity mode is strongly coupled to an excitonic mode in a quantum well [28,45–50], forming polaritonic modes. There, it appears due to the position dependence of the excitonic fraction (Hopfield coefficient) of polaritons. In particular, we are interested in a system of dipolaritons, where the high sensitivity of the Hopfield coefficients to small mechanical motion allows one to generate high-order nonlinear terms. Coming from interactive coupling, they can become the dominant terms in the system, exceeding in strength the typical nonmechanical contribution to the Kerr-type nonlinearity. We show that this very unique form of nonlinearity supports bright flattop solitons [51], which may form spontaneously in polariton condensates, representing a translational symmetry breaking.

II. MODEL

A. General idea

We begin with a generic model which introduces interactive optomechanical coupling, represented by a nonlinear optical cavity coupled to a mechanical oscillator. It can be described by the Hamiltonian $\hat{\mathcal{H}} = E_C \hat{a}_C^\dagger \hat{a}_C + p^2/2m + m\omega_m^2 x^2/2 + U(x) \hat{a}_C^\dagger \hat{a}_C^\dagger \hat{a}_C \hat{a}_C$, where E_C denotes the energy of the cavity mode described by the creation (annihilation) operator \hat{a}_C^\dagger (\hat{a}_C). The mechanical oscillator of mass m and frequency ω_m is described by the momentum and position variables p and x . $U(x)$ is a position-dependent Kerr nonlinearity. The Hamiltonian can be expanded into a series in x . Following the introduction of a phonon mode (mirror oscillation quanta), it can be written as

$$\hat{\mathcal{H}} = E_C \hat{a}_C^\dagger \hat{a}_C + E_m \hat{b}^\dagger \hat{b} + U \hat{a}_C^\dagger \hat{a}_C^\dagger \hat{a}_C \hat{a}_C - g_i \hat{a}_C^\dagger \hat{a}_C^\dagger \hat{a}_C \hat{a}_C (\hat{b} + \hat{b}^\dagger), \quad (1)$$

where \hat{b}^\dagger (\hat{b}) is the creation (annihilation) operator for phonons. The position operator is defined as $\hat{x} = -x_{\text{ZPF}}(\hat{b} + \hat{b}^\dagger)$, where x_{ZPF} is the zero point fluctuation of the mechanical oscillator [1]. Here, $g_i = -x_{\text{ZPF}} \partial U(x) / \partial x$ denotes the strength of the interactive coupling. Notably, the introduced form of optomechanical coupling is highly nonlinear, corresponding to the interaction being quartic in photon operators. The generation of large g_i relies on finding a system where the effective optical nonlinearity has a steep position dependence.

B. Polariton system

As a physical example of the system where interactive coupling appears naturally, we describe a system of exciton polaritons [52]. This arises from the strong coupling Hamiltonian

$$\hat{\mathcal{H}}_{\text{pol}} = E_C(x) \hat{a}_C^\dagger \hat{a}_C + E_{\text{DX}} \hat{a}_{\text{DX}}^\dagger \hat{a}_{\text{DX}} + \frac{\Omega}{2} (\hat{a}_C^\dagger \hat{a}_{\text{DX}} + \hat{a}_{\text{DX}}^\dagger \hat{a}_C) + U_{\text{DX}} \hat{a}_{\text{DX}}^\dagger \hat{a}_{\text{DX}}^\dagger \hat{a}_{\text{DX}} \hat{a}_{\text{DX}}, \quad (2)$$

where $\hat{a}_{\text{DX}}^\dagger$ (\hat{a}_{DX}) corresponds to an exciton creation (annihilation) operator with energy E_{DX} . Here, the index DX corresponds to the direct exciton type formed by an electron and a hole located in the same quantum well. Ω corresponds to the exciton-photon coupling constant, typically referred to as the Rabi frequency. U_{DX} is the exciton-exciton interaction strength in the s -scattering limit, which typically arises from the electron and hole exchange processes. In the strong exciton-photon coupling regime, where the Rabi frequency is much larger than the decay rates in the system, $\Omega \gg \gamma_{\text{C,DX}}$, the system can be rewritten in the polariton basis formed by the superposition of a cavity photon and exciton [28]. Considering only the lower-energy mode, we obtain $\hat{\mathcal{H}}_{\text{L}} = E_{\text{L}}(x) \hat{a}_{\text{L}}^\dagger \hat{a}_{\text{L}} + U_{\text{L}}(x) \hat{a}_{\text{L}}^\dagger \hat{a}_{\text{L}}^\dagger \hat{a}_{\text{L}} \hat{a}_{\text{L}}$, where $\hat{a}_{\text{L}}^\dagger$ (\hat{a}_{L}) is the creation (annihilation) operator for the lower polariton mode. The important consequence of strong coupling is the emergence

of a position dependence for the effective nonlinear term,

$$U_{\text{L}}(x) = |\beta(x)|^4 U_{\text{DX}} = \frac{U_{\text{DX}}}{4} \left(1 + \frac{[E_C(x) - E_{\text{DX}}]}{\sqrt{[E_C(x) - E_{\text{DX}}]^2 + \Omega^2}} \right)^2, \quad (3)$$

where $\beta(x)$ denotes a position-dependent Hopfield coefficient, corresponding to the excitonic fraction of the lower polariton. Additionally, the energy of the lower polariton contains a dispersive interaction inherited from the cavity mode, $E_{\text{L}}(x) = [E_C(x) + E_{\text{DX}}]/2 - \sqrt{[E_C(x) - E_{\text{DX}}]^2 + \Omega^2}/2$. The expansion of Eq. (3) reveals the position-independent Kerr term for the lower polariton mode, $U = |\beta(0)|^4 U_{\text{DX}}$, and the interactive coupling term given by $g_{i,\text{L}} = -x_{\text{ZPF}} U_{\text{DX}} \partial |\beta(x)|^4 / \partial x$. This ultimately relies on the exchange-based direct exciton interaction and the derivative of the Hopfield coefficient, which in the case of polaritons has a shape governed by frequency detuning. This largely limits the tunability of the coupling. In order to introduce an *in situ* controllable coupling and enlarge the magnitude of the interactive coupling, we consider a more general dipolaritonic setup where indirect excitons are also present.

C. Dipolariton system

We begin with the Hamiltonian describing the optomechanical coupling in a dipolariton microcavity [38],

$$\hat{\mathcal{H}}_{\text{dpl}} = E_C(x) \hat{a}_C^\dagger \hat{a}_C + E_{\text{DX}} \hat{a}_{\text{DX}}^\dagger \hat{a}_{\text{DX}} + E_{\text{IX}} \hat{a}_{\text{IX}}^\dagger \hat{a}_{\text{IX}} + \hbar \omega_m \hat{b}^\dagger \hat{b} + \left(\frac{\Omega}{2} \hat{a}_{\text{DX}}^\dagger \hat{a}_C + \frac{J}{2} \hat{a}_{\text{IX}}^\dagger \hat{a}_{\text{DX}} + \text{H.c.} \right) + U_{\text{DX}} \hat{a}_{\text{DX}}^\dagger \hat{a}_{\text{DX}}^\dagger \hat{a}_{\text{DX}} \hat{a}_{\text{DX}} + U_{\text{IX}} \hat{a}_{\text{IX}}^\dagger \hat{a}_{\text{IX}}^\dagger \hat{a}_{\text{IX}} \hat{a}_{\text{IX}} + U_{\text{DI}} \hat{a}_{\text{DX}}^\dagger \hat{a}_{\text{IX}}^\dagger \hat{a}_{\text{DX}} \hat{a}_{\text{IX}}, \quad (4)$$

where, together with the cavity photons and direct excitons, indirect excitons—spatially separated electron-hole complexes [53,54]—are present. Here, $\hat{a}_{\text{IX}}^\dagger$ (\hat{a}_{IX}) is the creation (annihilation) operator of the indirect exciton mode with energy E_{IX} . J is the tunneling coupling between the direct exciton and indirect exciton. U_{IX} , U_{DX} , and U_{DI} characterize the strength of repulsive interactions between pairs of direct excitons, pairs of indirect excitons, and mixed direct-indirect exciton pairs.

Diagonalization of the linear part of the Hamiltonian yields three dipolariton branches, shown in Fig. 1(a) for typical parameters. Here, we have chosen $\Omega \gg J$. For differences in the bare energies, E_C , E_{DX} , and E_{IX} comparable to Ω , we ensure that all dipolariton modes have a significant photonic fraction. The smaller value of J also admits a narrow anticrossing of the direct and indirect exciton modes. Considering the behavior of the lower dipolariton mode, this results in a rapid variation of the indirect exciton fraction with the cavity mode energy, as shown in Fig. 1(b). This rapid variation allows the system to be sensitive to small changes in the mirror position.

To describe interactive optomechanical coupling in the dipolariton system, we switch to the diagonal basis and

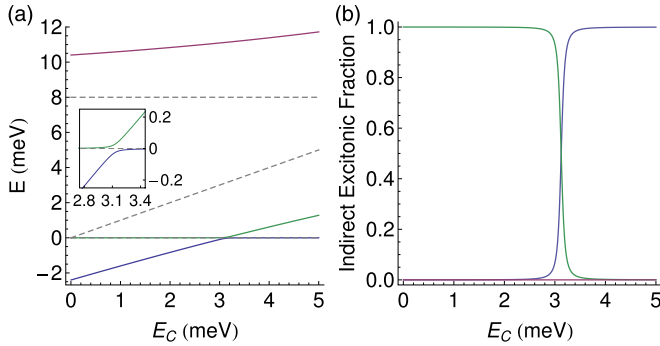


FIG. 1. (a) Energy of dipolaritonic modes. Dashed lines show the uncoupled cavity photon and exciton energies. (b) Indirect exciton fraction (Hopfield coefficient) for the three polariton modes. Parameters: $J = 0.1$ meV, $\Omega = 5$ meV, $E_{\text{DX}} = 8$ meV, $E_{\text{IX}} = 0$.

consider only the lower mode, with the Hamiltonian

$$\hat{\mathcal{H}}_L = E_L(x)\hat{\psi}^\dagger\hat{\psi} + \hbar\omega_m\hat{b}^\dagger\hat{b} + [U_{\text{DX}}\beta_{\text{D}}(x)^4 + U_{\text{IX}}\beta_{\text{I}}(x)^4 + U_{\text{DI}}\beta_{\text{D}}(x)^2\beta_{\text{I}}(x)^2]\hat{\psi}^\dagger\hat{\psi}^\dagger\hat{\psi}\hat{\psi}, \quad (5)$$

where $\hat{\psi}$ denotes the field operator for lower dipolaritons. $\beta_{\text{D}}(x)$ and $\beta_{\text{I}}(x)$ are the (Hopfield) factors representing the direct and indirect exciton fractions of the lower dipolariton state. Since $U_{\text{IX}} > U_{\text{DI}} > U_{\text{DX}}$, the term in square brackets is particularly sensitive to x .

The x -dependent terms in Hamiltonian (5) can be expanded about the point $x = 0$, which we take as corresponding to the anticrossing point of direct and indirect excitons. The lower polariton energy then reads

$$E_L(x) \approx E_L(0) + x \frac{\partial E_L}{\partial x} = E_L(0) - g_0(\hat{b} + \hat{b}^\dagger) \frac{\partial E_L}{\partial E_C}, \quad (6)$$

where we replaced x with its quantum description $\hat{x} = x_{\text{ZPF}}(\hat{b} + \hat{b}^\dagger)$ and defined the constant $g_0 = -x_{\text{ZPF}}\partial E_C/\partial x$. Similarly, we expand Hopfield coefficients as

$$\beta_{\text{D,I}}(x)^4 \approx \beta_{\text{D,I}}(0)^4 - g_0(\hat{b} + \hat{b}^\dagger) \frac{\partial \beta_{\text{D,I}}^4}{\partial E_C}, \quad (7)$$

$$\beta_{\text{D}}(x)^2\beta_{\text{I}}(x)^2 \approx \beta_{\text{D}}(0)^2\beta_{\text{I}}(0)^2 - g_0(\hat{b} + \hat{b}^\dagger) \frac{\partial (\beta_{\text{D}}^2\beta_{\text{I}}^2)}{\partial E_C}. \quad (8)$$

The polariton-mechanical Hamiltonian (5) becomes

$$\hat{\mathcal{H}}_L = E_L(0)\hat{\psi}^\dagger\hat{\psi} + \hbar\omega_m\hat{b}^\dagger\hat{b} + [U_{\text{DX}}\beta_{\text{D}}(0)^4 + U_{\text{IX}}\beta_{\text{I}}(0)^4 + U_{\text{DI}}\beta_{\text{D}}(0)^2\beta_{\text{I}}(0)^2]\hat{\psi}^\dagger\hat{\psi}^\dagger\hat{\psi}\hat{\psi} + \hat{\zeta}(\hat{b} + \hat{b}^\dagger), \quad (9)$$

where we defined the operator

$$\hat{\zeta} = -g_0 \left(U_{\text{DX}} \frac{\partial \beta_{\text{D}}^4}{\partial E_C} + U_{\text{DI}} \frac{\partial (\beta_{\text{D}}^2\beta_{\text{I}}^2)}{\partial E_C} + U_{\text{IX}} \frac{\partial \beta_{\text{I}}^4}{\partial E_C} \right) \hat{\psi}^\dagger\hat{\psi}^\dagger\hat{\psi}\hat{\psi} - g_0 \frac{\partial E_L}{\partial E_C} \hat{\psi}^\dagger\hat{\psi}. \quad (10)$$

The last term in Hamiltonian (9) represents the interactive coupling for the dipolariton mode.

We now seek to eliminate the phonon modes using the polaron (Schrieffer-Wolff) transformation. We consider the unitary transformation $\hat{\mathcal{H}}'_L = e^{\hat{S}}\hat{\mathcal{H}}e^{-\hat{S}}$, where $\hat{S} =$

$\hat{\zeta}(\hat{b}^\dagger - \hat{b})/\hbar\omega_m$ [55]. The transformed Hamiltonian can be rewritten using the Baker-Campbell-Hausdorff formula, $e^{\hat{S}}\hat{\mathcal{H}}e^{-\hat{S}} = \sum_{m=0}^{\infty} \frac{1}{m!} [\hat{S}, \hat{\mathcal{H}}]_m$, where $[\hat{A}, \hat{B}]_m$ denotes the nested commutator of order m . Given that the commutator $[\hat{\psi}^\dagger\hat{\psi}, \hat{\psi}^\dagger\hat{\psi}^\dagger\hat{\psi}\hat{\psi}] = 0$, only the first three terms of the sum are nonzero. Then

$$\hat{\mathcal{H}}'_L = E_L(0)\hat{\psi}^\dagger\hat{\psi} + \hbar\omega_m\hat{b}^\dagger\hat{b} + [U_{\text{DX}}\beta_{\text{D}}(0)^4 + U_{\text{IX}}\beta_{\text{I}}(0)^4 + U_{\text{DI}}\beta_{\text{D}}(0)^2\beta_{\text{I}}(0)^2]\hat{\psi}^\dagger\hat{\psi}^\dagger\hat{\psi}\hat{\psi} - \frac{\hat{\zeta}^2}{\hbar\omega_m}, \quad (11)$$

where we note that the last term contains interactive contributions up to eighth order in the field operators.

III. RESULTS

A. Parameter estimates

From the above Hamiltonian we see that optomechanical interactive coupling has a typical strength characterized by the energy shift

$$\Delta = -\frac{(g_0 U_{\text{IX}} \partial \beta_{\text{I}}^4 / \partial E_C)^2}{\hbar\omega_m} N^3, \quad (12)$$

where N is the average dipolariton number and for an order of magnitude estimate we will focus on the indirect exciton interactions characterized by U_{IX} . The above term competes with the usual repulsive interactions, leading to the typical blueshift $\Delta_0 = U_{\text{IX}}N\beta_{\text{I}}(0)^4$.

To present realistic estimates for the system, we infer the parameters from the optomechanical sample studied in Ref. [48]. Considering a quasi-one-dimensional (1D) structure of length $L = 200 \mu\text{m}$ and width $d = 1 \mu\text{m}$, the optomechanical coupling strength g_0 can be estimated with the conservative parameters $\omega_m = 2\pi \times 1.25$ GHz, $x_{\text{ZPF}} = 1.5 \times 10^{-7}$ nm, and $\hbar^{-1}\partial E_C/\partial x = 2\pi \times 100$ THz/nm, which gives $g_0 \approx 6.2 \times 10^{-5}$ meV. The slope of the Hopfield coefficient can be estimated as $\partial \beta_{\text{I}}^4/\partial E_C \sim 1/J$, and we take $J = 0.05$ meV with $\beta_{\text{I}}^2(0) = 1/2$. The indirect exciton interaction corresponds to $U_{\text{IX}} = 10^{-4}$ meV [56], with a normalization area of $A = 200 \mu\text{m}^2$ and 6 nm separation between quantum wells of 12 nm width. The ratio between the energy shifts then reads $|\Delta|/|\Delta_0| \approx 1.2 \times 10^{-7} N^2$. For a polariton density $N/A \sim 14 \mu\text{m}^{-2} = 1.4 \times 10^9 \text{cm}^{-2}$, we can then expect a crossover into an interactive coupling regime. Furthermore, in Ref. [57], very high optomechanical coupling strengths of $g_0 = 0.1 \times 2\pi$ THz have been suggested, which would allow further enhancement of the interactive coupling.

B. Spatial dynamics

The spatial dynamics of a polaritonic system at large occupation numbers can be typically treated within the mean-field approximation [29]. This corresponds to the description of the system in terms of a mean-field wave function $\hat{\psi} \rightarrow \psi$. Here, we consider the behavior of optomechanical dipolaritons in a quasi-one-dimensional system, which could be implemented experimentally by etching one-dimensional channels [58,59]. From the effective Hamiltonian [Eq. (11)], we derive a

Gross-Pitaevskii-type equation for the 1D polariton wave function $\psi(z,t)$,

$$i\hbar \frac{\partial \psi(z,t)}{\partial t} = \left[-\frac{\hbar^2 \nabla^2}{2m_L} + \left(\alpha_{1D} - \frac{\gamma_{1D}^2}{\hbar\omega_m} \right) n - \frac{2\beta_{1D}\gamma_{1D}n^2 + \beta_{1D}^2 n^3}{\hbar\omega_m} + \delta n^4 \right] \psi(z,t), \quad (13)$$

where z denotes a coordinate along the waveguide, and we define $n = |\psi(z,t)|^2$. Here, we introduced the dispersion of polaritons, characterized by an effective mass m_L . We consider a high Q -factor microcavity, approaching the equilibrium limit [60,61], and consequently we neglected the nonequilibrium terms. We note that this might not be the case for low- Q samples, and leave the study of full driven-dissipative dynamics for future investigation. The nonlinear interaction parameters now have dimensions consistent with a 1D polariton density n , and are related to previously described parameters by $\alpha_{1D} \approx U_{IX}A\beta_1(0)^4/d$, $\beta_{1D} \approx g_0U_{IX}/J(A/d)^{3/2}$, and $\gamma_{1D} = g_0(A/d)^{1/2}\partial E_L/\partial E_C \approx g_0(A/d)^{1/2}/2$.

To prevent the unphysical collapse of the condensate wave function to an infinitesimally small point, which would be caused by high-order attractive nonlinearity, we phenomenologically account for the higher-order repulsive interactions by introducing the term δn^4 in Eq. (13) [62]. The small parameter $\delta > 0$ allows for the stabilization of the condensate. The relative strength of the different terms in Eq. (13) is compared in Fig. 2(a). The attractive high-order nonlinearity, in particular, the $f_4(n)$ term, can be expected to cause the condensate to compress and increase its density up to the point where the repulsive δn^4 term becomes dominant.

Using Eq. (13) and the imaginary time method, we investigate the formation of a condensate in the ground state of the interacting system. By propagating in imaginary time,

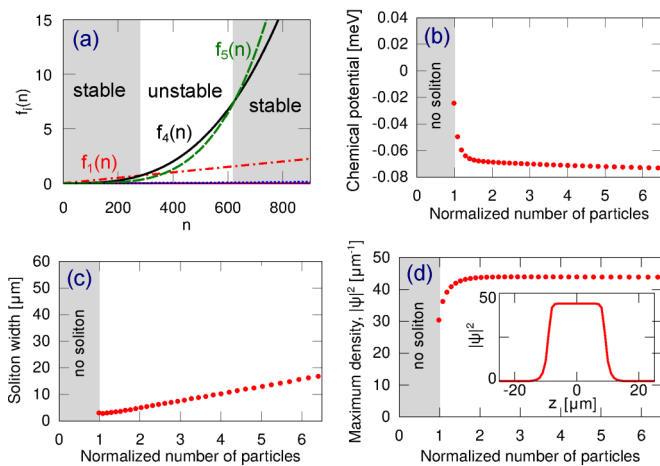


FIG. 2. (a) Comparison of the term amplitudes containing n in Eq. (13). $f_1(n) = \alpha_{1D}n$, $f_2(n) = \frac{\gamma_{1D}^2}{\hbar\omega_m}n$, $f_3(n) = \frac{2\beta_{1D}\gamma_{1D}}{\hbar\omega_m}n^2$, $f_4(n) = \frac{\beta_{1D}^2}{\hbar\omega_m}n^3$, $f_5(n) = \delta n^4$. The other panels show the dependence of (b) the chemical potential, (c) soliton width, and (d) soliton height with respect to a normalized number of particles N/N_0 , where $N_0 = 119$. The inset in (d) shows the flattop soliton profile at $N/N_0 = 6$. Parameters: $\alpha_{1D} = 0.005$ meV μm , $\beta_{1D} = 3.54 \times 10^{-4}$ meV $\mu\text{m}^{3/2}$, $\gamma_{1D} = 4.42 \times 10^{-4}$ meV $\mu\text{m}^{1/2}$, $\delta = 0.5 \times 10^{-6}$ meV μm^4 ; m_L was taken as 1.5×10^{-4} of the free-electron mass.

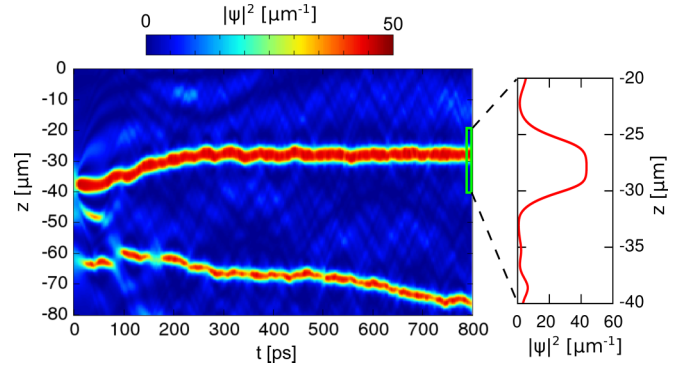


FIG. 3. Stable flattop solitons, emerging from an initial random noise, obtained by propagating Eq. (13) in real time. Parameters were the same as in Fig. 2.

we effectively probe the relaxation of condensate energy and the formation of a state corresponding to an energy minimum. We find that when the number of particles exceeds a certain threshold, the ground state takes the form of a flattop soliton. In Figs. 2(b)–2(d) we show the variation of the calculated chemical potential, soliton width, and soliton height as a function of the total number of particles in the system N . With increasing total particle number, the solitons have an almost fixed height (in intensity) while their spatial size increases approximately linearly.

The simulation in Fig. 3 shows an example of spontaneously formed solitons in an out-of-equilibrium situation. Starting from a random initial condition and propagating in real time, two flattop solitons are spontaneously formed. While the final state is not the ground state, excess energy is transformed into small excitations. This shows that the flattop solitons are attractors of the evolution even in the absence of relaxation, which is a property of dynamically stable solitons.

IV. CONCLUSION

We have introduced the notion of interactive optomechanical coupling, which appears in generic systems where the strength of Kerr nonlinearity is influenced by a mechanical motion. It has a highly nonlinear character, and manifests itself as a seventh-order nonlinear susceptibility. As particular examples of systems where interactive coupling can be realized, we describe exciton polaritons and dipolaritons. In the latter case, the steep dependence of Hopfield coefficients allows one to attain a large interactive coupling constant. The theory was applied to 1D polaritonic waveguides, revealing the generation of bright flattop solitons in polaritonic fluids.

ACKNOWLEDGMENTS

O.K. thanks I. A. Shelykh and A. S. Sørensen for useful discussions, and acknowledges support from the European Union Seventh Framework Programme through the ERC Grant QIOS (Grant No. 306576). N.B. and M.M. acknowledge support from the National Science Center, Poland Grants No. DEC-2011/01/D/ST3/00482 and No. 2015/17/B/ST3/02273. T.C.H.L. was supported by the MOE AcRF Tier 1 Grant No. 2016-T1-1-084 and MOE AcRF Tier 2 Grant No. 2015-T2-1-055.

- [1] M. Aspelmeyer, T. J. Kippenberg, and F. Marquardt, Cavity optomechanics, *Rev. Mod. Phys.* **86**, 1391 (2014).
- [2] A. Schliesser, P. Del’Haye, N. Nooshi, K. J. Vahala, and T. J. Kippenberg, Radiation Pressure Cooling of a Micromechanical Oscillator Using Dynamical Backaction, *Phys. Rev. Lett.* **97**, 243905 (2006).
- [3] O. Arcizet, P.-F. Cohadon, T. Briant, M. Pinard, and A. Heidmann, Radiation-pressure cooling and optomechanical instability of a micromirror, *Nature (London)* **444**, 71 (2006).
- [4] S. Gigan, H. R. Böhm, M. Paternostro, F. Blaser, G. Langer, J. B. Hertzberg, K. C. Schwab, D. Bäuerle, M. Aspelmeyer, and A. Zeilinger, Self-cooling of a micromirror by radiation pressure, *Nature (London)* **444**, 67 (2006).
- [5] K. Usami, A. Naesby, T. Bagci, B. Melholt Nielsen, J. Liu, S. Stobbe, P. Lodahl, and E. S. Polzik, Optical cavity cooling of mechanical modes of a semiconductor nanomembrane, *Nat. Phys.* **8**, 168 (2012).
- [6] T. P. Purdy, P.-L. Yu, R. W. Peterson, N. S. Kampel, and C. A. Regal, Strong Optomechanical Squeezing of Light, *Phys. Rev. X* **3**, 031012 (2013).
- [7] A. H. Safavi-Naeini, S. Gröblacher, J. T. Hill, J. Chan, M. Aspelmeyer, and O. Painter, Squeezed light from a silicon micromechanical resonator, *Nature (London)* **500**, 185 (2013).
- [8] E. E. Wollman, C. U. Lei, A. J. Weinstein, J. Suh, A. Kronwald, F. Marquardt, A. A. Clerk, and K. C. Schwab, Quantum squeezing of motion in a mechanical resonator, *Science* **349**, 952 (2015).
- [9] T. A. Palomaki, J. D. Teufel, R. W. Simmonds, and K. W. Lehnert, Entangling mechanical motion with microwave fields, *Science* **342**, 710 (2013).
- [10] R. Riedinger, S. Hong, R. A. Norte, J. A. Slater, J. Shang, A. G. Krause, V. Anant, M. Aspelmeyer, and S. Gröblacher, Non-classical correlations between single photons and phonons from a mechanical oscillator, *Nature (London)* **530**, 313 (2016).
- [11] B. P. Abbott *et al.* (LIGO Scientific Collaboration and Virgo Collaboration), Observation of Gravitational Waves from a Binary Black Hole Merger, *Phys. Rev. Lett.* **116**, 061102 (2016).
- [12] S. Weis, R. Rivière, S. Deléglise, E. Gavartin, O. Arcizet, A. Schliesser, and T. J. Kippenberg, Optomechanically induced transparency, *Science* **330**, 1520 (2010).
- [13] A. H. Safavi-Naeini, T. P. Mayer Alegre, J. Chan, M. Eichenfield, M. Winger, Q. Lin, J. T. Hill, D. E. Chang, and O. Painter, Electromagnetically induced transparency and slow light with optomechanics, *Nature (London)* **472**, 69 (2011).
- [14] P.-Y. Hou, Y.-Y. Huang, X.-X. Yuan, X.-Y. Chang, C. Zu, L. He, and L.-M. Duan, Quantum teleportation from light beams to vibrational states of a macroscopic diamond, *Nat. Commun.* **7**, 11736 (2016).
- [15] T. Bagci, A. Simonsen, S. Schmid, L. G. Villanueva, E. Zeuthen, J. Appel, J. M. Taylor, A. Sørensen, K. Usami, A. Schliesser, and E. S. Polzik, Optical detection of radio waves through a nanomechanical transducer, *Nature (London)* **507**, 81 (2014).
- [16] J. M. Taylor, A. S. Sørensen, C. M. Marcus, and E. S. Polzik, Laser Cooling and Optical Detection of Excitations in a LC Electrical Circuit, *Phys. Rev. Lett.* **107**, 273601 (2011).
- [17] J. D. Thompson, B. M. Zwickl, A. M. Jayich, F. Marquardt, S. M. Girvin, and J. G. E. Harris, Strong dispersive coupling of a high-finesse cavity to a micromechanical membrane, *Nature (London)* **452**, 72 (2008).
- [18] A. D. O’Connell, M. Hofheinz, M. Ansmann, R. C. Bialczak, M. Lenander, E. Lucero, M. Neeley, D. Sank, H. Wang, M. Weides, J. Wenner, J. M. Martinis, and A. N. Cleland, Quantum ground state and single-phonon control of a mechanical resonator, *Nature (London)* **464**, 697 (2010).
- [19] D. J. Wilson, V. Sudhir, N. Piro, R. Schilling, A. Ghadimi, and T. J. Kippenberg, Measurement-based control of a mechanical oscillator at its thermal decoherence rate, *Nature (London)* **524**, 325 (2015).
- [20] F. Lecocq, J. B. Clark, R. W. Simmonds, J. Aumentado, and J. D. Teufel, Quantum Nondemolition Measurement of a Nonclassical State of a Massive Object, *Phys. Rev. X* **5**, 041037 (2015).
- [21] M. Ludwig and F. Marquardt, Quantum Many-Body Dynamics in Optomechanical Arrays, *Phys. Rev. Lett.* **111**, 073603 (2013).
- [22] A. Xuereb, C. Genes, G. Pupillo, M. Paternostro, and A. Dantan, Reconfigurable Long-Range Phonon Dynamics in Optomechanical Arrays, *Phys. Rev. Lett.* **112**, 133604 (2014).
- [23] V. Peano, M. Houde, C. Brendel, F. Marquardt, and A. A. Clerk, Topological phase transitions and chiral inelastic transport induced by the squeezing of light, *Nat. Commun.* **7**, 10779 (2016).
- [24] S. Rips and M. J. Hartmann, Quantum Information Processing with Nanomechanical Qubits, *Phys. Rev. Lett.* **110**, 120503 (2013).
- [25] K. Stannigel, P. Rabl, A. S. Sørensen, P. Zoller, and M. D. Lukin, Optomechanical Transducers for Long-Distance Quantum Communication, *Phys. Rev. Lett.* **105**, 220501 (2010).
- [26] F. Elste, S. M. Girvin, and A. A. Clerk, Quantum Noise Interference and Backaction Cooling in Cavity Nanomechanics, *Phys. Rev. Lett.* **102**, 207209 (2009).
- [27] M. Li, W. H. P. Pernice, and H. X. Tang, Reactive Cavity Optical Force on Microdisk-Coupled Nanomechanical Beam Waveguides, *Phys. Rev. Lett.* **103**, 223901 (2009).
- [28] O. Kyriienko, T. C. H. Liew, and I. A. Shelykh, Optomechanics with Cavity Polaritons: Dissipative Coupling and Unconventional Bistability, *Phys. Rev. Lett.* **112**, 076402 (2014).
- [29] I. Carusotto and C. Ciuti, Quantum fluids of light, *Rev. Mod. Phys.* **85**, 299 (2013).
- [30] H. Deng, H. Haug, and Y. Yamamoto, Exciton-polariton Bose-Einstein condensation, *Rev. Mod. Phys.* **82**, 1489 (2010).
- [31] J. Kasprzak, M. Richard, S. Kundermann, A. Baas, P. Jembrun, J. M. J. Keeling, F. M. Marchetti, M. H. Szymanska, R. Andre, J. L. Staehli, V. Savona, P. B. Littlewood, B. Deveaud, and L. S. Dang, Bose-Einstein condensation of exciton polaritons, *Nature (London)* **443**, 409 (2006).
- [32] S. Kim, B. Zhang, Z. Wang, J. Fischer, S. Brodbeck, M. Kamp, C. Schneider, S. Höfling, and H. Deng, Coherent Polariton Laser, *Phys. Rev. X* **6**, 011026 (2016).
- [33] A. Amo, J. Lefrère, S. Pigeon, C. Adrados, C. Ciuti, I. Carusotto, R. Houdré, E. Giacobino, and A. Bramati, Superfluidity of polaritons in semiconductor microcavities, *Nat. Phys.* **5**, 805 (2009).
- [34] D. Sanvitto, S. Pigeon, A. Amo, D. Ballarini, M. De Giorgi, I. Carusotto, R. Hivet, F. Pisanello, V. G. Sala, P. S. S. Guimaraes, R. Houdré, E. Giacobino, C. Ciuti, A. Bramati, and G. Gigli, All-optical control of the quantum flow of a polariton condensate, *Nat. Photonics* **5**, 610 (2011).

- [35] Yu. E. Lozovik and V. I. Yudson, *Zh. Eksp. Teor. Fiz. Pis'ma Red.* **22**, 26 (1975) [*JETP Lett.* **22**, 26 (1975)].
- [36] X. Zhu, P. B. Littlewood, M. S. Hybertsen, and T. M. Rice, Exciton Condensate in Semiconductor Quantum Well Structures, *Phys. Rev. Lett.* **74**, 1633 (1995).
- [37] A. A. High, J. R. Leonard, A. T. Hammack, M. M. Fogler, L. V. Butov, A. V. Kavokin, K. L. Campman, and A. C. Gossard, Spontaneous coherence in a cold exciton gas, *Nature (London)* **483**, 584 (2012).
- [38] P. Cristofolini, G. Christmann, S. I. Tsintzos, G. Deligeorgis, G. Konstantinidis, Z. Hatzopoulos, P. G. Savvidis, and J. J. Baumberg, Coupling quantum tunneling with cavity photons, *Science* **336**, 704 (2012).
- [39] J. Wilkes and E. A. Muljarov, Dipolar polaritons in microcavity-embedded coupled quantum wells in electric and magnetic fields, *Phys. Rev. B* **94**, 125310 (2016).
- [40] K. Sivalertporn and E. A. Muljarov, Controlled Strong Coupling and Absence of Dark Polaritons in Microcavities with Double Quantum Wells, *Phys. Rev. Lett.* **115**, 077401 (2015).
- [41] T. Byrnes, G. V. Kolmakov, R. Ya. Kezerashvili, and Y. Yamamoto, Effective interaction and condensation of dipolaritons in coupled quantum wells, *Phys. Rev. B* **90**, 125314 (2014).
- [42] I. Rosenberg, Y. Mazuz-Harpaz, R. Rapaport, K. West, and L. Pfeiffer, Electrically controlled mutual interactions of flying waveguide dipolaritons, *Phys. Rev. B* **93**, 195151 (2016).
- [43] O. Kyriienko and T. C. H. Liew, Triggered single-photon emitters based on stimulated parametric scattering in weakly nonlinear systems, *Phys. Rev. A* **90**, 063805 (2014).
- [44] Y. S. Kivshar and G. P. Agrawal, *Optical Solitons: From Fibers to Photonic Crystals* (Academic, New York, 2003).
- [45] E. A. Sete and H. Eleuch, Controllable nonlinear effects in an optomechanical resonator containing a quantum well, *Phys. Rev. A* **85**, 043824 (2012).
- [46] E. A. Sete, H. Eleuch, and C. H. R. Ooi, Entanglement between exciton and mechanical modes via dissipation-induced coupling, *Phys. Rev. A* **92**, 033843 (2015).
- [47] B. Sarma and A. K. Sarma, Ground-state cooling of micromechanical oscillators in the unresolved-sideband regime induced by a quantum well, *Phys. Rev. A* **93**, 033845 (2016).
- [48] A. Fainstein, N. D. Lanzillotti-Kimura, B. Jusserand, and B. Perrin, Strong Optical-Mechanical Coupling in a Vertical GaAs/AlAs Microcavity for Subterahertz Phonons and Near-Infrared Light, *Phys. Rev. Lett.* **110**, 037403 (2013).
- [49] S. Anguiano, A. E. Bruchhausen, B. Jusserand, I. Favero, F. R. Lamperti, L. Lanco, I. Sagnes, A. Lemaitre, N. D. Lanzillotti-Kimura, P. Senellart, and A. Fainstein, Time-resolved cavity nano-optomechanics in the 20–100 GHz range, [arXiv:1610.04179](https://arxiv.org/abs/1610.04179).
- [50] C.-H. Teng, L. Zhang, H. Deng, and P.-C. Ku, Strain-induced red-green-blue wavelength tuning in InGaN quantum wells, *Appl. Phys. Lett.* **108**, 071104 (2016).
- [51] N. N. Akhmediev, V. V. Afanasjev, and J. M. Soto-Crespo, Singularities and special soliton solutions of the cubic-quintic complex Ginzburg-Landau equation, *Phys. Rev. E* **53**, 1190 (1996).
- [52] A. V. Kavokin, J. J. Baumberg, G. Malpuech, and F. P. Laussy, *Microcavities* (Oxford University Press, Oxford, U.K., 2007).
- [53] L. V. Butov, Cold exciton gases in coupled quantum well structures, *J. Phys.: Condens. Matter* **19**, 295202 (2007).
- [54] D. W. Snoke, Dipole excitons in coupled quantum wells: Toward an equilibrium exciton condensate, in *Quantum Gases: Finite Temperature and Non-Equilibrium Dynamics*, edited by N. P. Proukakis, S. A. Gardiner, M. J. Davis, and M. H. Szymanska, Cold Atoms Series Vol. I (Imperial College Press, London, 2013).
- [55] P. Rabl, Photon Blockade Effect in Optomechanical Systems, *Phys. Rev. Lett.* **107**, 063601 (2011).
- [56] O. Kyriienko, E. B. Magnusson, and I. A. Shelykh, Spin dynamics of cold exciton condensates, *Phys. Rev. B* **86**, 115324 (2012).
- [57] B. Jusserand, A. N. Poddubny, A. V. Poshakinskiy, A. Fainstein, and A. Lemaître, Polariton Resonances for Ultra-Strong Coupling Cavity Optomechanics in GaAs/AlAs Multiple Quantum Wells, *Phys. Rev. Lett.* **115**, 267402 (2015).
- [58] E. Wertz, A. Amo, D. D. Solnyshkov, L. Ferrier, T. C. H. Liew, D. Sanvitto, P. Senellart, I. Sagnes, A. Lemaître, A. V. Kavokin, G. Malpuech, and J. Bloch, Propagation and Amplification Dynamics of 1D Polariton Condensates, *Phys. Rev. Lett.* **109**, 216404 (2012).
- [59] T. Gao, P. S. Eldridge, T. C. H. Liew, S. I. Tsintzos, G. Stavrinidis, G. Deligeorgis, Z. Hatzopoulos, and P. G. Savvidis, Polariton condensate transistor switch, *Phys. Rev. B* **85**, 235102 (2012).
- [60] Y. Sun, P. Wen, Y. Yoon, G. Liu, M. Steger, L. N. Pfeiffer, K. West, D. W. Snoke, and K. A. Nelson, Bose-Einstein Condensation of Long-Lifetime Polaritons in Thermal Equilibrium, *Phys. Rev. Lett.* **118**, 016602 (2017).
- [61] B. Nelsen, G. Liu, M. Steger, D. W. Snoke, R. Balili, K. West, and L. Pfeiffer, Dissipationless Flow and Sharp Threshold of a Polariton Condensate with Long Lifetime, *Phys. Rev. X* **3**, 041015 (2013).
- [62] L. Bergé, Wave collapse in physics: Principles and applications to light and plasma waves, *Phys. Rep.* **303**, 259 (1998).