



Cite this: *Chem. Commun.*, 2015, 51, 4639

Received 11th December 2014,  
Accepted 7th February 2015

DOI: 10.1039/c4cc09904d

www.rsc.org/chemcomm

## A concise route to the highly-functionalized azetidine precursor: the enantioselective synthesis of penaresidin B†

Feiqing Ding,‡ Ronny William,‡ Si Min Kock, Min Li Leow and Xue-Wei Liu\*

An efficient and high-yielding synthesis of penaresidin B is disclosed herein. The concise 8-step synthesis of azetidine aldehyde was devised by incorporating our novel strategy for ready access to 3-amino-2,3-dideoxysugars via regio- and stereoselective tandem hydroamination/glycosylation of glycal as the key step.

Azetidines constitute an important class of azaheterocycles that have been widely used in drug design as well as in the synthesis of natural products and pharmacologically active compounds.<sup>1,2</sup> In addition, they also serve as versatile building blocks for other types of nitrogen-containing compounds with potential biological properties.<sup>3</sup> However, azetidine alkaloids structurally related to phytosphingosines are rare, and only three biologically active sphingosine-like compounds derived from marine organisms have been isolated to date (Fig. 1). Penaresidin A (1) and penaresidin B (2), which exhibited potent actomyosin ATPase-activating activity when tested as an inseparable mixture, were isolated from an Okinawan marine sponge *Penares* sp. by Kobayashi *et al.*<sup>4</sup> The related compound penazetidine A (3), which showed specific rat brain protein kinase C inhibitory activity, was isolated from the Pacific sponge *Penaeosollasi* by Crews and co-workers.<sup>5</sup>

Interestingly, despite their rare occurrence in nature, azetidine alkaloids have captured tremendous interest from many synthetic chemists due to their significant biological activity and unique structure. To date, several syntheses of such alkaloid compounds have been reported.<sup>6</sup> The current synthetic strategies rely on the construction of a highly functionalized azetidine skeleton with the requisite stereogenic centers. For example, Lin and co-workers reported the enantioselective synthesis of penaresidin A via a 14-step construction of a highly functionalized azetidine aldehyde 4 starting from divinyl-carbinol, using Sharpless asymmetric epoxidation and Sharpless

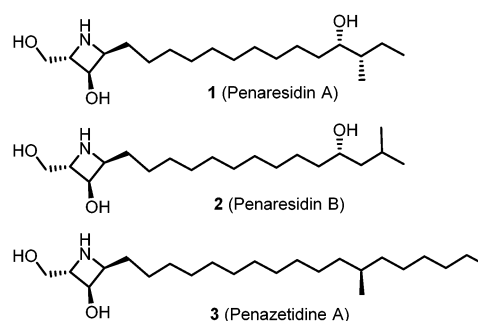
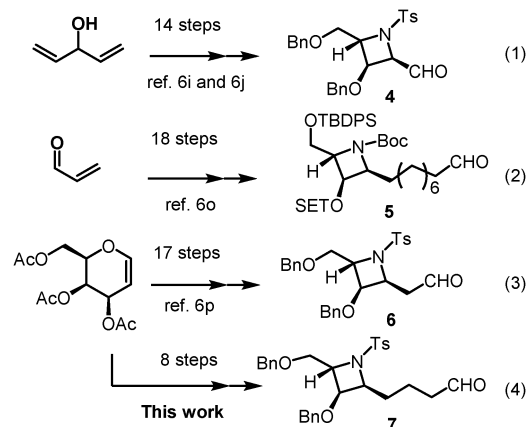


Fig. 1 Structures of azetidine alkaloids.

asymmetric hydroxylation reactions as the key steps (Scheme 1, eqn (1)).<sup>6i,j</sup> In addition, Raghavan and co-workers recently developed an alternative approach which comprises an 18-step construction of the azetidine subunit 5 of penaresidin A through stereoselective addition of the lithio anion of (*R*)-methyl *p*-tolyl-sulfoxide to an unsaturated sulfinylimine (Scheme 1, eqn (2)).<sup>6p</sup> Another multistep strategy that consists of a 17-step construction of the azetidine subunit 6 of penaresidin A, which started from



Scheme 1 Strategies for construction of azetidine core in synthesis of azetidine alkaloids.

Division of Chemistry and Biological Chemistry, School of Physical and Mathematical Sciences, Nanyang Technological University, Singapore 637371.  
E-mail: xuewei@ntu.edu.sg

† Electronic supplementary information (ESI) available. See DOI: 10.1039/c4cc09904d

‡ These authors contributed equally to this work.



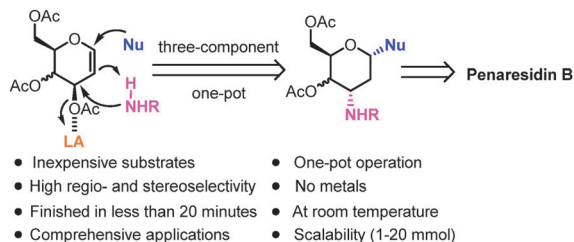


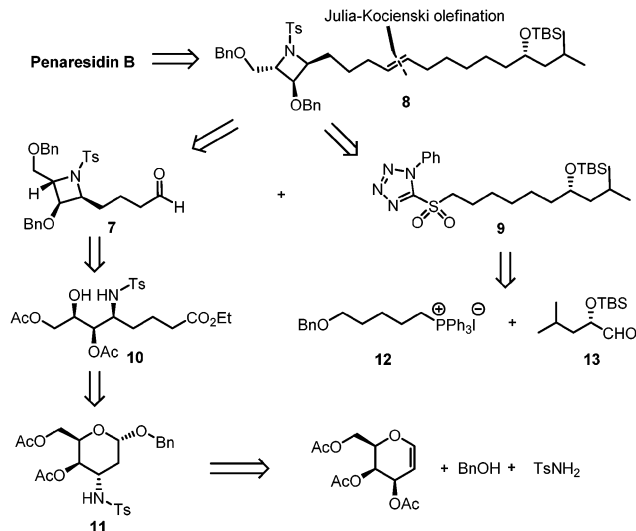
Fig. 2 Our strategy for synthesis of penaresidin B via 3-amino-2,3-dideoxysugars.

D-galactal and involved Sharpless asymmetric epoxidation, regioselective ring-opening of epoxide and azetidine formation via the  $S_N2$  reaction, was most recently accomplished by Reddy's group (Scheme 1, eqn (3)).<sup>6g</sup> Although results from most reports are encouraging, poor stereoselectivities, low yields and lengthy synthetic steps present major impediments for the reported strategies to be widely applied. Hence, a short and straight forward synthetic route to azetidine with contiguous stereogenic centers in the enantiomerically pure form has remained a great and significant challenge for the chemical community.

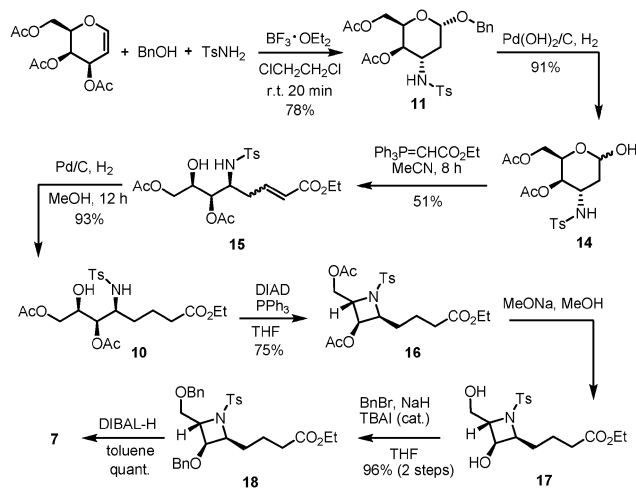
With an aim to refine the synthetic route, we formulated a novel strategy which incorporates our reported method for ready access to 3-amino-2,3-dideoxysugars via the regio- and stereoselective tandem hydroamination/glycosylation of glycal as shown in Fig. 2.<sup>7</sup> By extension of the synthetic utility of this protocol and its application in the total synthesis of natural products, we aim to demonstrate the efficient synthesis of azetidine alkaloids using commercially available and inexpensive compounds will be discussed.

As azetidine alkaloids share a similar core structure and differ mainly along their long alkyl chains, we developed a strategy that focused on increasing structural and library diversity in a more efficient manner and hence paved the way for potential azetidine analogues to be synthesized for biological studies. Our retrosynthetic analysis of penaresidin B is depicted in Scheme 2. We proposed that our target molecule can be obtained from intermediate **8** which in turn could be formed via Julia-Kocienski olefination between azetidine aldehyde **7** and sulfone **9**. The sulfone moiety **9** could be prepared through the Wittig reaction of **12** with aldehyde **13**, while the azetidine core **7**, which can also be regarded as an advanced intermediate for the synthesis of other azetidine alkaloids, can presumably be constructed from ester **10** using intramolecular Mitsunobu cyclization. Ester **10** could in turn be derived from 3-amino-2,3-dideoxygalactoside **11** via the Wittig reaction following removal of the benzyl group. Finally, the 3-amino-2,3-dideoxygalactoside **11** could be accessed via regio- and stereoselective tandem hydroamination/glycosylation of D-galactal in a one-pot manner.

The proposed synthesis of the key fragment **7** starting from D-galactal is detailed in Scheme 3. In the initial step, a mixture



Scheme 2 Retrosynthetic analysis for a concise synthesis of penaresidin B.



Scheme 3 8-Step construction of the core azetidine aldehyde **7**.

of 3,4,6-tri-*O*-acetyl-D-galactal, benzyl alcohol and *p*-toluenesulfonamide in DCE was subjected to treatment with 2.2 equiv. of  $\text{BF}_3 \cdot \text{OEt}_2$  at room temperature under a nitrogen atmosphere for 20 min. This led to the formation of benzyl 3-*p*-toluenesulfonamido-4,6-di-*O*-acetyl-2,3-dideoxy- $\alpha$ -D-galactopyranoside **11** in 78% yield with exclusive stereoselectivity. The exclusive formation of pure diastereomer allowed easy purification of the desired product using  $\text{SiO}_2$  flash column chromatography. The determination of the chemical structure and stereochemical characterization of **11** were achieved by extensive and detailed 1D and 2D NMR studies.<sup>8</sup> The described protocol resulted in an efficient and stereoselective formation of 3-amino-2,3-dideoxygalactoside **11** with great reproducibility on a gram scale synthesis albeit in slightly lower yields. Sequentially, **11** was treated with  $\text{Pd}(\text{OH})_2/\text{C}$  under a hydrogen atmosphere to allow the selective deprotection of the benzyl group and this was followed by Wittig olefination of the resulting aldehyde **14** to form the unsaturated ester **15**.



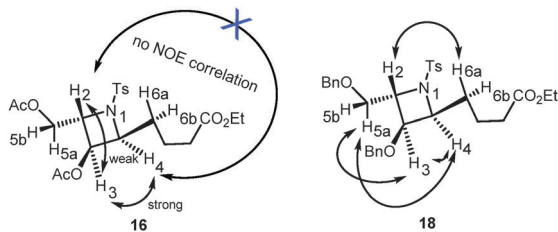
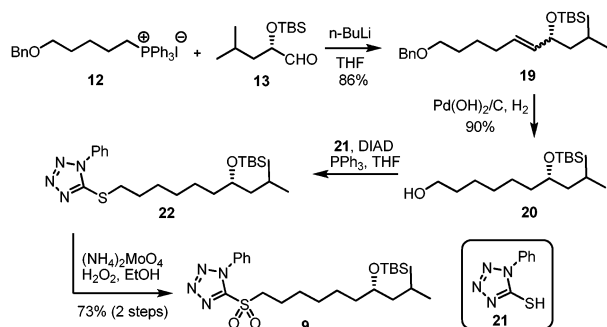


Fig. 3 NOE correlations of compounds **16** and **18**.

Notably, 2-deoxy- $\beta$ -*C*-glycoside was obtained by intramolecular cyclization when the reaction time was prolonged. Successive treatment of **15** with 10% Pd/C under a hydrogen atmosphere resulted in the reduction of the C–C double bond to form ester **10** with overall 43% yield in three steps. The subsequent intramolecular Mitsunobu reaction in the presence of PPh<sub>3</sub>/DIAD, which resulted in the conversion of ester **10** to the azetidine core **16**, proceeded smoothly with a 75% yield.<sup>9</sup> This step represents the key step in the present synthetic route as the core structure azetidine is assembled along with the requisite contiguous stereogenic centers. Removal of all the acetyl groups present in **16** followed by protection with benzyl groups resulted in the formation of compound **18**, a benzyl protected azetidine ester, with a yield of 96%. The determination of the chemical structure and stereochemical characterization of **16** and **18** were established based on extensive and detailed 1D and 2D NMR studies, which showed a strong NOE correlation between the protons of C-3 and C-4; and between the protons of C-3 or C-4 and the protons of C-5; and between the proton of C-2 and the protons of C-6, and no correlation for H-2/H-4 (Fig. 3).<sup>8</sup> Compound **18** was then subjected to chemoselective reduction with DIBAL-H to afford azetidine aldehyde **7** in a quantitative yield and was used directly in Julia–Kocienski olefination. Azetidine aldehyde **7** is of great significance in the natural product synthesis, as it comprises the core structure of several azetidine alkaloids.

Next, we shift our focus onto the preparation of the desired sulfone **9**. Wittig olefination of two known fragments, stable ylide **12** (prepared from pentane-1,5-diol in 3 steps)<sup>10</sup> and aldehyde **13** (prepared from *L*-leucine in 4 steps),<sup>11</sup> in the presence of *n*-BuLi, was first carried out to afford the unsaturated ether **19** in 86% yield (Scheme 4). Treatment of **19** with Pd(OH)<sub>2</sub>/C under a hydrogen atmosphere resulted in the reduction of the C=C

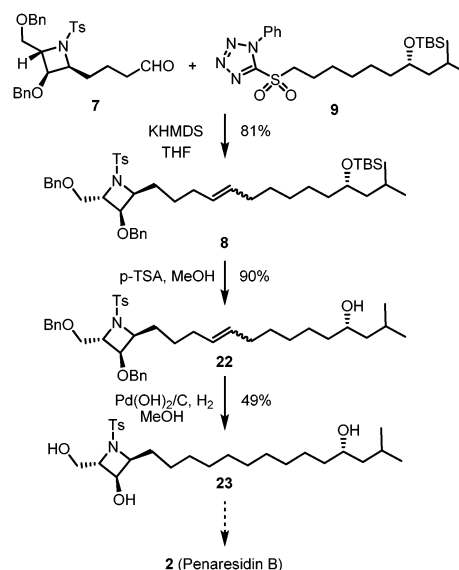


Scheme 4 Preparation of sulfone **9** required for Julia–Kocienski olefination.

double bond and removal of the benzyl group, which produced a 90% yield of alcohol **20** in one pot. Subsequently, alcohol **20** was converted into thioether **22** using 1-phenyl-1*H*-tetrazole-5-thiol **21** in the presence of PPh<sub>3</sub>/DIAD. This was followed by oxidation of thioether **22** with a molybdenum salt and hydrogen peroxide to give sulfone **9** with a 73% yield.<sup>12</sup> The above mentioned protocol produced an enantiopure sulfone with the required *S*-configuration efficiently and stereoselectively. Additionally, it allows great reproducibility on various scales.

With the azetidine aldehyde **7** and sulfone fragment **9** successfully prepared, we embarked on the construction of the C–C double bond *via* coupling of these two fragments. Assembly of the azetidine core structure with the sulfone chain constitutes the key step in this synthetic route. This was accomplished *via* Julia–Kocienski olefination, using KHMDS as a base at  $-78^{\circ}\text{C}$  to give olefin **8** in 81% yield.<sup>13</sup> Sequential desilylation of **8** with *p*-TSA in methanol furnished alcohol **22** in 90% yield (Scheme 5) which was later converted to Ts-protected penaresidin B (**23**) in 49% yield upon treatment with 10% Pd/C under a hydrogen atmosphere. In fact, the removal of the two Bn protecting groups at this point proved rather challenging, as most methods attempted either resulted in no reaction or caused incomplete decomposition of the starting material. To our delight, after numerous attempts, facile deprotection of the two benzyl groups could be achieved with 10% Pd/C under a hydrogen atmosphere to afford the desired products, with moderate yield. Ts-protected penaresidin B (**23**) could be deprotected to eventually give the penaresidin B in one step.<sup>6*h,j,o,q*</sup> In summary, starting from the commercially available *D*-galactal, we have accomplished the formal synthesis of penaresidin B in a linear sequence of 11 steps with an overall yield of 13%.

Overall, we have developed a short, high-yielding synthetic approach for the formation of penaresidin B. The eight-step synthesis of azetidine aldehyde with contiguous stereogenic centers entailed our novel strategy for ready access to 3-amino-2,3-dideoxysugar *via*



Scheme 5 Formal synthesis of penaresidin B (**2**).



regio- and stereoselective tandem hydroamination/glycosylation of glycol as the key step. One-pot transformations have also been applied to decrease the number of isolated steps and increase the efficiency of the synthesis while the Julia–Kocienski olefination was employed to couple the azetidine and side chain subunit. As three-component reactions have been proven to be useful for large scale syntheses and are applicable to various azetidines, scalable synthesis and efficient preparations of penaresidin A, penazetidine A and other azetidine alkaloids bearing different side chains can be anticipated. The potential success of this methodology in the creation of a library of azetidine alkaloid analogues will set the foundation for in-depth studies of structure–activity relationships.

We gratefully acknowledge Nanyang Technological University (RG6/13) and the Ministry of Education, Singapore (MOE 2009-T2-1-030) for the financial support of this research.

## Notes and references

- (a) T. Akihisa, S. Mafune, M. Ukiya, Y. Kimura, K. Yasukawa, T. Suzuki, H. Tokuda, N. Tanabe and T. Fukuoka, *J. Nat. Prod.*, 2004, **67**, 479–480; (b) H. O'Dowd, J. G. Lewis, J. Trias, R. Asano, J. Blais, S. L. Lopez, G. K. Park, C. Wu, W. Wang and M. F. Gordeev, *Bioorg. Med. Chem. Lett.*, 2008, **18**, 2645–2648; (c) M. Bouazaoui, J. Martinez and F. Cavelier, *Eur. J. Org. Chem.*, 2009, 2729–2732; (d) S. Malik and U. K. Nadir, *Synlett*, 2008, 108–110; (e) T. A. Brandt, S. Caron, D. B. Damon, J. Dibrino, A. Ghosh, D. A. Griffith, S. Kedia, J. A. Ragan, P. R. Rose, B. C. Vanderplas and L. Wei, *Tetrahedron*, 2009, **65**, 3292–3304; (f) J. A. Burkhard, C. Guérot, H. Knust, M. Rogers-Evans and E. M. Carreira, *Org. Lett.*, 2010, **12**, 1944–1947; (g) J. A. Burkhard, B. Wagner, H. Fisher, F. Schuler, K. Müller and E. M. Carreira, *Angew. Chem., Int. Ed.*, 2010, **49**, 3524–3527.
- For general reviews on the synthesis of azetidines, see: (a) Y. Dejaegher, N. M. Kuz'menok, A. M. Zvonok and N. De Kimpe, *Chem. Rev.*, 2002, **102**, 29; (b) F. Couty, G. Evano and D. Prim, *Mini-Rev. Org. Chem.*, 2004, **1**, 133; (c) F. Couty and G. Evano, *Org. Prep. Proced. Int.*, 2006, **38**, 427; (d) A. Brandi, S. Cicchi and F. M. Cordero, *Chem. Rev.*, 2008, **108**, 3988; (e) F. Couty, in *Science of Synthesis*, ed. D. Enders, Thieme, Stuttgart, 2009, vol. 40a, pp. 773–817.
- For more recent reviews, see: F. Couty and G. Evano, *Synlett*, 2009, 3053–3064.
- (a) J. Kobayashi, J. Cheng, M. Ishibashi, M. R. Walchli, S. Yamamura and Y. Ohizumi, *J. Chem. Soc., Perkin Trans. 1*, 1991, 1135–1137; (b) J. Kobayashi, M. Tsuda, J.-F. Chen, M. Ishibashi, H. Takikawa and K. Mori, *Tetrahedron Lett.*, 1996, **37**, 6775–6776.
- K. A. Alvi, M. Jaspars and P. Crews, *Bioorg. Med. Chem. Lett.*, 1994, **4**, 2447.
- For previous synthesis of azetidine alkaloids and analogues, see: (a) T. Hiraki, Y. Yamagiwa and T. Kamikawa, *Tetrahedron Lett.*, 1995, **36**, 4841–4844; (b) H. Takikawa, T. Maeda and K. Mori, *Tetrahedron Lett.*, 1995, **36**, 7689–7692; (c) H. Yoda, T. Oguchi and K. Takabe, *Tetrahedron: Asymmetry*, 1996, **7**, 2113–2116; (d) A. Yashima, H. Takikawa and K. Mori, *Liebigs Ann.*, 1996, **7**, 1083–1089; (e) K. Mori, *J. Heterocycl. Chem.*, 1996, **33**, 1497–1517; (f) H. Yoda, T. Oguchi and K. Takabe, *Tetrahedron Lett.*, 1997, **38**, 3283–3284; (g) S. Knapp and Y. Dong, *Tetrahedron Lett.*, 1997, **38**, 3813–3816; (h) H. Takikawa, T. Maeda and M. Seki, *J. Chem. Soc., Perkin Trans. 1*, 1997, 97–111; (i) G. Q. Lin and D. G. Liu, *Heterocycles*, 1998, **47**, 337–348; (j) D. G. Liu and G. Q. Lin, *Tetrahedron Lett.*, 1999, **40**, 337–340; (k) A. Salgado, M. Boeykens, C. Gauthier, J. Declercq and N. De Kimpe, *Tetrahedron*, 2002, **58**, 2763–2775; (l) H. Yoda, T. Uemura and K. Takabe, *Tetrahedron Lett.*, 2003, **44**, 977–979; (m) A. Salgado, M. Boeykens, C. Gauthier, Y. Dejaegher, G. Verniest, C. Lopin, K. A. Tehrani and N. De Kimpe, *Tetrahedron*, 2003, **59**, 2231–2239; (n) A. C. B. Burtoloso and C. R. D. Correia, *Tetrahedron Lett.*, 2004, **45**, 3355–3358; (o) K. Ohshita, H. Ishiyama, Y. Takahashi, J. Ito, Y. Mikami and J. Kobayashi, *Bioorg. Med. Chem.*, 2007, **15**, 4910–4916; (p) S. Raghavan and V. Krishnaiah, *J. Org. Chem.*, 2010, **75**, 748; (q) B. V. S. Reddy, C. Kishore and A. S. Reddy, *Tetrahedron Lett.*, 2014, **55**, 49–51.
- (a) F. Q. Ding, R. William, F. Wang, J. Ma, L. Ji and X.-W. Liu, *Org. Lett.*, 2011, **13**, 652; (b) F. Q. Ding, R. William, S. M. Wang, B. K. Gorityala and X.-W. Liu, *Org. Biomol. Chem.*, 2011, **9**, 3929; (c) F. Q. Ding, R. William, S. T. Cai, J. Ma and X.-W. Liu, *J. Org. Chem.*, 2012, **77**, 5245; (d) F. Q. Ding, R. William and X.-W. Liu, *J. Org. Chem.*, 2013, **78**, 1293–1299; (e) F. Q. Ding, L. Ji, R. William, H. Chai and X.-W. Liu, *Beilstein J. Org. Chem.*, 2014, **10**, 1325–1332; (f) F. Q. Ding, R. William, B. K. Gorityala, J. Ma, S. Wang and X.-W. Liu, *Tetrahedron Lett.*, 2010, **51**, 3146–3148; (g) F. Q. Ding, R. William, M. L. Leow, H. Chai, J. Z. M. Fong and X.-W. Liu, *Org. Lett.*, 2014, **16**, 26–29; (h) F. Q. Ding, M. L. Leow, R. William, J. Ma, H. Liao and X.-W. Liu, *Chem. – Asian J.*, 2014, **9**, 2548–2554. For recent review, see: (i) F. Q. Ding, S. Cai, R. William and X.-W. Liu, *RSC Adv.*, 2013, **3**, 13594–13621.
- See ESI† for the details of extensive NMR experiments.
- For more recent reviews, see: (a) T. Y. S. But and P. H. Toy, *Chem. – Asian J.*, 2007, **2**, 1340–1355; (b) K. C. Swamy, N. N. Kumar, E. Balaraman and K. V. Kumar, *Chem. Rev.*, 2009, **109**, 2551–2651. Examples of construction of azetidine by Mitsunobu reaction see: M. Bouazaoui, J. Martinez and F. Cavelier, *Eur. J. Org. Chem.*, 2009, 2729–2732 and references cited therein.
- M. V. Sargent and S. Wangchareontrakul, *J. Chem. Soc., Perkin Trans. 1*, 1990, 129–132.
- G. Simon, T. Eljezi, B. Legeret, F. Charmantray, J. A. Castillo, C. Guerard-Helaine, M. Lemaire, M. Bouzon, P. Marliere, V. Helaine and L. Hecquet, *ChemCatChem*, 2013, **5**, 784–795.
- J. Pospíšil, *Tetrahedron Lett.*, 2011, **52**, 2348–2352.
- For more recent reviews, see: (a) P. R. Blakemore, *J. Chem. Soc., Perkin Trans. 1*, 2002, 2563–2585; (b) K. Plesniak, A. Zarecki and J. Wicha, *Top. Curr. Chem.*, 2007, **275**, 163–250.

