

EXPLORE, UNCOVER, DISCOVER — THE LIBRARY OUTPOST @ NTU LEARNING HUB



Photo: Hufton and Crow

When you look up the definition of an Outpost, you will see that it describes 'a small station away from the main area' or 'an outlying settlement'. It is also sometimes defined as a "frontier" as it is beyond the usually settled areas. The Library Outpost is both "a small station" for NTU Libraries and a 'frontier' in learning - learning beyond the "usually settled areas" of your chosen discipline. It is a place to take a breath, enjoy a wealth of knowledge, and rejuvenate your mind and soul.

Nestled on the highest floor of the learning hub, the Library Outpost is not a "full-service library" supporting your in-depth research needs - that's what our subject libraries are for! The Outpost has a different purpose and boasts a unique collection which will enthral and entertain you. It is about your own interests, personal growth, and lifelong learning outside of your academic courses.

The highlight of the Outpost is our carefully selected Discovery Collection, where you will encounter fascinating and influential ideas, writings and creative works across disciplines. The collection is a small but rich treasure trove of books and media carefully selected not only for their acclaim and impact, but also for their readability and general appeal to our current generation of students. Both print and ebooks will be available, to suit your reading preferences. Such titles both develop and feed our natural curiosity and simultaneously build the 5 C's of an NTU graduate - character, competence, creativity, communication, and civic mindedness.

An interesting section of the collection "Books your professors read" will no doubt satisfy student curiosity on books that influenced their professor's life. This collection is built from our requests to professors from all

continued on Page 2

CONTENTS

Info Buzz

- Explore, Uncover, Discover - The Library Outpost @ NTU Learning Hub **p 1-2**
- Automated Reserves Machine (ARM) **p 2**
- Ensuring A Future For The Past **p 3**

Do You Know?

- EndNote Or Mendeley? **p 4**
- Planning To Use That Image In Your Thesis? **p 5**
- Four Things You Might Not Know About Wang Gungwu Library **p 6**
- Online Resources From Oxford University Press **p 7-8**
- Meet Your Engineering Librarians **p 8**

Events & Activities

- Jazz Up My Library Window Display **p 9**

Resources

- Learning English Anytime, Anywhere **p 10**
- Accessing Library E-Resources Requiring A Citrix Receiver **p 10**
- Quick Library Introduction For The Busy Freshman On Your Mobile Devices! **p 11**
- 中文电子新资源:
《大成老旧期刊全文数据库》 **p 11**

A Word from the University Librarian

- The Information Spectrum **p 12**



Online version
[www.ntu.edu.sg/library/
pages/xpress.aspx](http://www.ntu.edu.sg/library/pages/xpress.aspx)

colleges to nominate their favourite works that have inspired them. Librarians, too, want to share their recommendations with you, so look out for our picks as well. Other engaging collections will be built over time, wherein we envision engineering students discovering the arts, humanities students fascinated by accessible stories of science and technology, business students being moved by the human condition.

There are three “petals” in the Library Outpost – the first petal, as you enter, houses the Discovery collection, as described above.

Next comes our multimedia “petal”, with our AV (audio-visual) collection for those of you who have a more visual orientation. Look for the section with all the TV screens and DVD players. Along with a wide-ranging general collection of films and documentaries, be sure to check out our “100 films to watch before you graduate” collection. These films are specially chosen, and come from all over the world, telling stories which will inspire, intrigue and move you. You don’t need a ticket to view these films, just your matriculation card. You can check them out or watch right at the Outpost, where we have screens and players set up for your individual or group viewing pleasure. We were tempted to do 1,000 films, but worried you would never finish your degree if you spent too much time watching great films.

Last but never least, is the Reserves collection in the third “petal”, the new home of course reserves (required/recommended books) from the School of Humanities and Social Sciences, Nanyang Business School, and the School of Physical and Mathematical Sciences. The Library Outpost is closer to these three schools, so we hope this will make it convenient for students to access these highly used course materials and at the same time spend time at the Discovery and AV areas. One entirely new facility that will be implemented is the Automatic Reserves Machine (ARM), an automated book dispensing machine. Students can borrow and return course reserves on their own with this robotic system 24/7 which is located just outside the Library Outpost.

If you still need a reason to drop by, the Outpost will be planning some interesting activities to guide and support a community of learners and readers – join our book club, vote for and comment on your favourite titles, partake in creative competitions, book exchanges, a variety of talks and events. Our Outpost blog posts will keep you up to date, so keep an eye out for upcoming events – or better yet tell us the kind of activities you might like to see in a space devoted to expanding our intellects, empathy, and engagement with the world. We’d love to hear your ideas. [<http://blogs.ntu.edu.sg/lib-outpost>]

We also have exhibition and display areas where we will have thematic displays based on hot topics, world events, and significant days such as the International Day for the Eradication of Poverty, or International Women’s Day. Again, if you have suggestions or would like to house a display yourself – do let us know!

Finally, if all you really need is to take a break, sit a while, let your mind wander, in order to rejuvenate your senses before you head off to another class, the Outpost has an army of comfortable chairs all in different styles and shapes to suit different people, different days, and different moods! We recommend you pick your favourite spot fast.

It was Mahatma Ghandi who said, “Live as if you were to die tomorrow. Learn as if you were to live forever”. Books are one of the best sources of learning, they are teacher and friend all wrapped in one, ever willing to impart knowledge, without prejudice or hesitation. A love of learning and reading is a gift you can use and carry through life, better preparing you for the various opportunities and challenges you may face. So let the Outpost be a favoured place on campus - a place for you to explore, uncover, discover...



Debra L'Angellier
Librarian
(Library Outpost)
dblang@ntu.edu.sg



Dianne Louise Cmor
Deputy University Librarian
dcmor@ntu.edu.sg

AUTOMATED RESERVES MACHINE (ARM)

It’s late at night and you urgently need to borrow an item from the business course reserves but the library is closed. Fret not, you can now do so 24/7. HSS, NBS, and SPMS course reserves for Year 1 and 2 are housed in the new Automated Reserves Machine (ARM) at the new South Spine NTU learning hub.

ARM is a fully-equipped self-service kiosk/book dispenser that will provide a better service to users for high demand course materials. It is located at Level 1 of the new South Spine learning hub, just outside the new Library Outpost.

If you need help with the use of the machine, you may approach the student assistants at the Library Outpost.

Using ARM


How do you know what items are held in ARM? You can search using the interface on the machine itself. To borrow, tap your matriculation/ staff card and follow the on-screen instructions. Return the book to the machine by the due date and time. Items borrowed from ARM have to be returned to the same machine. You will need your matric/ staff card to return items to ARM.

Materials in the ARM follow the same loan rules as other reserves, e.g. 2-hour loan or overnight loan after 7pm. A fine of \$0.50 per hour or part thereof is charged for overdue loans.



Wong Oi May
Senior Librarian
(Access Services)
omwong@ntu.edu.sg

“ We hope the ARM will help meet your learning needs! ”



ENSURING A FUTURE FOR THE PAST

It is one of life's little pleasures to watch a movie. For that hour or so you are transported to another place and time and all you have to worry about is "if I go to the bathroom now will I miss anything?"

Films do much more than just entertain us; it is, the award winning filmmaker, Martin Scorsese, who said, "Movies are the memories of our lifetime. We need to keep them alive". Scorsese is dedicated to preservation and archiving of films, he views them as our collective journal. In many ways he is right; films capture moments in time through cinematography, tell stories of people from the days gone by and are celluloid documentation of historical events.

In 2014, the Asian Film Archives, in partnership with NTU Libraries, came to NTU to tell us more about the art of preservation. While you may think preservation is meant only for materials which are disintegrating, it is actually quite the opposite, preservation is to ensure the future of the materials before they disintegrate. Singapore is a young nation so there is an urgency to preserve her films as soon as possible. Nonetheless, there are already some historical Singapore films which are lost forever due to the lack of preservation. The original footage is beyond repair and no duplicates were made.

The Asian Film Archives does not just focus on preservation of films but also on the preservation of digitally born material as well. Many of us enjoy the ease of access to digital material. We can download these materials, save, transfer and send it across vast distances with just a few clicks, but we do not realise how unstable these materials actually are. It is hard to tell what the future holds in the digital evolution. There could be changes in formats, storage devices and even reading apparatus which mean current files may become obsolete. So to help provide a little more security for your digitally born materials, here are some helpful hints from the Asian Film Archives on how to store your digital materials:

- Always save at least one version of your material in an uncompressed file. This is because compressed files affect the overall format of that file and it may not open properly or at all.
- Name your digital files as clearly as possible. You may not open these files for a while and forget the content, or you may want to pass the files on to be archived. Proper naming of files will ensure easy access and proper cataloguing of these materials.
- Check all your hardware regularly. Take the time and effort to ensure that all storage devices are working properly and can still be used with today's devices. Do not just leave them in your cupboards and drawers in the hope they will last forever and that your work is completely safe.
- Be sure you have all the proper copyright clearance for your work to prevent any complications later. If you were to donate your work to an archive, they would want to make the work public at some point.

Preservation is not about the past, it is about the future. It is our conscious effort to ensure our creations last for generations to come and it is the legacy we leave behind, immortalising who we are and what we have done. We don't lose just a part of history when we do not pay attention to preservation; we lose a part of the future as well.

If you are interested at taking a closer look at more resources on film and preservation, you can access the resources listed below.

Asia Pacific Films

(access through NTU Libraries)

95% of the films found in Asia Pacific Films are never seen outside of their own countries because mainstream distributors do not bring them to the global market or the filmmakers lack access to global distribution channels. AsiaPacificFilms.com aims to curate and streams culturally and historically significant films from Asia and the Pacific that entertain, educate and inspire viewers to think beyond boundaries.

Ethnographic Video Online

(access through NTU Libraries)

A streaming video collection for the visual study of human behaviour and culture. Contains classic and contemporary documentaries produced by leading video producers in the discipline, previously unpublished footage from working anthropologists and ethnographers in the field, and selected feature films.

The Film Foundation

www.film-foundation.org

The Film Foundation is a non-profit organization established in 1990 by Martin Scorsese, dedicated to protecting and preserving motion picture history by providing annual support for preservation and restoration projects at the leading film archives. Since its inception, the foundation has been instrumental in raising awareness of the urgent need for film preservation.

International Federation of Film Archives

<http://www.fiafnet.org>

The International Federation of Film Archives (FIAP) brings together institutions dedicated to rescuing films both as cultural heritage and as historical documents. Founded in Paris in 1938, FIAP is a collaborative association of the world's leading film archives whose purpose has always been to ensure the proper preservation and storage of motion pictures.

Journal of Film Preservation

http://www.fiafnet.org/uk/publications/fep_journal.html

The Journal of Film Preservation (aka JFP) is published by FIAP twice a year. It offers a forum for both general and specialized discussions on all theoretical, technical and historical aspects of moving image archival activities. The journal does require a paid subscription for the current issue, but you can read past issues online at the web address listed above.

Library of Congress - Digital Preservation

<http://www.digitalpreservation.gov>

This site presents detailed information about digital preservation standards and best practices, tools and services, and education and training. There is also a substantial section on personal digital archiving that focuses on tips and guidance on how individuals and families can preserve their digital memories.



Debra L'Angellier
Communication Librarian
(Advertising, PR, Broadcast & Film)
dblang@ntu.edu.sg

ENDNOTE OR MENDELEY?

EndNote and Mendeley are both bibliographic management software used to manage references and articles (full text documents). They also help to add in-text citations and references to a document (e.g. article, thesis or report). Although references can be managed manually, bibliographic management software bring flexibility and efficiency to the scholarly writing process.

Both provide the same basic features and functionality (such as save citations, organize references into folders or libraries, generate bibliographies and citations as you write) with some exceptions.

EndNote and Mendeley have a desktop utility and a web-based storage space which can be used independently or in a synchronized way.

Using a combination of EndNote and Mendeley

A combination of EndNote and Mendeley is sometimes considered for academic writing. Using a combination leverages on the advantages and useful features of both software.

1. Mendeley and Endnote combination — Use Mendeley to manage references and EndNote for inserting in-text citations and reference lists.

Mendeley's Useful Features	EndNote's Useful Features
<ul style="list-style-type: none"> Storing PDF files Organising PDF files Importing references from PDF files Highlighting and sharing documents 	<ul style="list-style-type: none"> Robust 'cite while you write' feature Customisation of citation styles

2. Endnote and Mendeley — Use Mendeley for its social networking features. Use EndNote to download and manage references, and for inserting in-text citations and reference lists.

EndNote's Useful Features	Mendeley's Useful Features
<ul style="list-style-type: none"> References can be downloaded to EndNote from many databases compared to Mendeley. Robust cite while you write features Customisation of Citation styles 	<ul style="list-style-type: none"> To search through papers used by other Mendeley users. To join public discussion groups and network with other researchers among Mendeley users

If you have not decided which bibliographic management to use. Here is some advice:

- Explore both with a small set of sample references. This will help you to decide which one meets your needs better.
- Learning to use a new bibliographic management software involves time and effort. The ideal time to start would be at least a semester before the actual writing starts.
- Go with the crowd if it helps. Talk to your peers to find out which bibliographic management software they use or prefer. If everyone in the department or field of study uses a particular bibliographic management software, go with the flow. It helps if you have to work as a team or collaborate.
- If you change your mind and want to switch to another software, you can. References can usually be transferred (exported) from one bibliographic management software to another. However, do take note that attachments (e.g. full text articles) cannot be transferred.

Additional Information:

Mendeley: <https://blogs.ntu.edu.sg/library/learning/mendeley/>

EndNote: <https://blogs.ntu.edu.sg/library/learning/workshops/endnote/>

References:

Basak, S. K. (2014). A Comparison of Researcher's Reference Management Software: Refworks, Mendeley, and EndNote. *Journal of Economics and Behavioral Studies*, 6(7), 561-568.

MacMillan, D. (2012). Mendeley: teaching scholarly communication and collaboration through social networking. *Library Management*, 33(8/9), 561-569. doi: 10.1108/01435121211279902

Marino, W. (2012). Fore-cite: tactics for evaluating citation management tools. *Reference Services Review*, 40(2), 295-310. doi: 10.1108/00907321211228336

McMinn, H. S. (2011). Library support of bibliographic management tools: a review. *Reference Services Review*, 39(2), 278-302. Doi:10.1108/0090732111135493

Rohmann, G. (1999). ProCite and EndNote: Bibliographic management software. *Information Technology, Learning, and Performance Journal*, 17(1), 51-53.

Note: The above references were easily generated by EndNote!



Ramaravikumar Ramakrishnan
Senior Librarian
(Instructional Services)
ramakrishnan@ntu.edu.sg

PLANNING TO USE THAT IMAGE IN YOUR THESIS?

Using images in your thesis

When you're writing your thesis, you may want to use images and graphs from other journal articles. Have you ever wondered whether you might be infringing copyright?

Copyright is actually a bundle of rights and one of them is the right to reproduce content. If you haven't received permission to use an image in your thesis from the owner and it is not under an open access license (such as Creative Commons) or in the public domain, then it's possible that you might be infringing the copyright of the content when you use it.

If you are using images from research articles in academic journals, you have to ask the journal publishers for permission. Many academic publishers now use automated permission request systems to process requests. One such system is RightsLink.

Using RightsLink

RightsLink is developed and run by the Copyright Clearance Centre, and it is already being used by major publishers such as Elsevier, Nature, Springer, Taylor & Francis, and Wiley. It provides a selection of usage options and provides cost estimates before you submit the request.

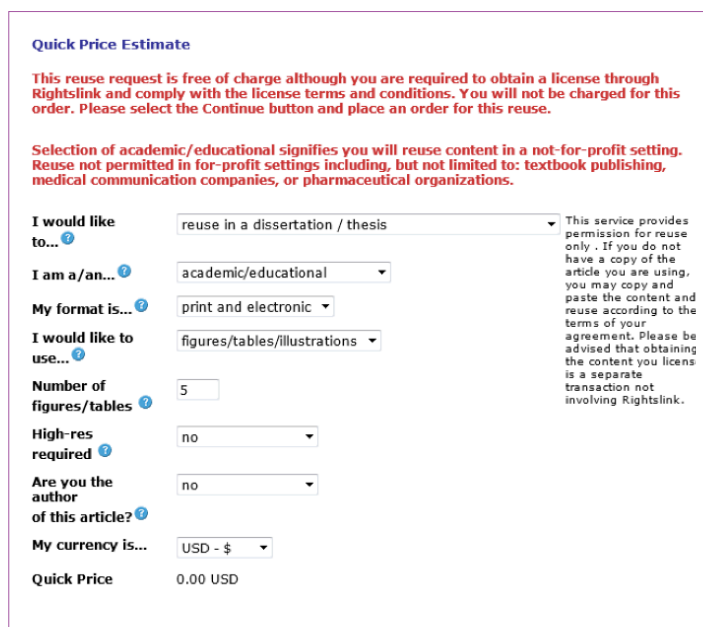


Figure 1: Screenshot of RightsLink. © 2015 Copyright Clearance Center.

What if RightsLink isn't available?

If you encounter a publisher which does not use RightsLink, contact its Rights & Permissions (or similar) department. Let them know where you are from, what content you are planning to re-use, and how you are going to use it. If you are unsure, contact me for assistance.

STEP 1

Deciding on usage requirements

Before you start using RightsLink, consider your requirements, for example:

- Educational in nature
- To be used in a thesis
- Print or electronic format
- Number of figures and illustrations to be used
- Resolution of figures and illustrations

STEP 2

Making RightsLink usage selections

When you are at the journal article's main page, there is usually a link or button for rights and permissions. You will be able to select different options based on your usage requirements.

STEP 3

Obtaining a price estimate

Once you have made all your selections (Figure 1), click on the Quick Price button for a cost estimate. Typically for educational purposes, such as usage in a thesis, the cost of using the content will be free of charge.

STEP 4

Registering an account and getting the license agreement

Register an account with RightsLink so that you can keep track of all your permission requests from different journals. RightsLink will also provide you with the license agreement where you can check the terms and conditions including appropriate attribution to the publisher. You should also keep a copy of all the license agreements that you have been granted, should you be requested to show them in future.

Copyright & Your Thesis Workshops

NTU Libraries conducts "Copyright & Your Thesis" workshops on ways to request for permission and manage the use of copyrighted content in theses.

If you are a faculty member or research supervisor with students who are planning to write their thesis or journal papers, feel free to contact me.



Tham Jing Wen
Librarian
(Scholarly Communication)
jwtham@ntu.edu.sg

FOUR THINGS YOU MIGHT NOT KNOW ABOUT WANG GUNGWU LIBRARY

Small but popular, Wang Gungwu Library receives an average of 1,500 visitors a month. Besides NTU staff and students, there are visiting scholars, Nantah alumni, and tourists. What makes this library special?

1. Heritage Site



CHC Building

The library is located in the Chinese Heritage Centre (the administration building and library of the former Nanyang University). You can explore the grounds of this historic site and admire the building's traditional Chinese architecture from the 1950s and enjoy the pretty Yunnan Garden and the recently rejuvenated Nanyang Lake just beside the centre.

Named after Professor Wang Gungwu, a prominent scholar and historian on the history of the Chinese diaspora in Southeast Asia, the library houses more than 16,000 volumes donated by the professor.

2. A collection of generous donation



Book shelves

The majority of the collection is a result of public donations. Currently we have around 56,000 donated volumes such as ethnic Chinese overseas materials, early textbooks, Chinese string-bound books, genealogies, school magazines and clan associations' publications, etc. There is also a significant collection on Chinese Americans which were made possible by grants from the Embassy of the United States, Singapore.

3. Early textbook collection



Early textbook collection room

More than 2,000 volumes of early textbooks used in Southeast Asian countries by Chinese schools are made available in a special collection room. A comprehensive online bibliography was created to preserve and promote these early textbooks.

<https://eps.ntu.edu.sg/client/earlytextbook>

4. A small bookstore



Books for sale

There is a bookstore in the library specializing in Overseas Chinese monographs and various nostalgic souvenirs, such as "A Pictorial History of Nantah", "The Encyclopedia of the Chinese Overseas", "Migration, Indigenization, and Interaction: Chinese Overseas and Globalization", etc.

Wang Gungwu library is open from Monday to Friday, 8:30am to 5pm. Members enjoy the same privileges as with other NTU libraries. You can contact our friendly librarian at 65138680 or wgwlibrary@ntu.edu.sg



Luo Biming
Librarian
Wang Gungwu Library
bmluo@ntu.edu.sg

ONLINE RESOURCES FROM OXFORD UNIVERSITY PRESS

Oxford Bibliographies Online – Your Research Starts Here

When you are choosing a new topic for research or wish to connect your research with any other discipline, it is important to be able to identify all the significant scholarly materials. Oxford Bibliographies Online (OBO) features authoritative research guides which identify and provide information about key resources in wide-ranging humanities and social sciences subject areas; a huge time-saver for you the researcher.



The screenshot shows the Oxford Bibliographies Online interface. At the top, there's a navigation bar with links like 'Subject List', 'About', 'What's New', etc. Below that, a search bar and a 'Browse by Subject' dropdown are visible. The main content area is titled 'Jean-Paul Sartre' and includes a portrait of Sartre, his name, and a 'LAST MODIFIED' date. The 'Introduction' section is highlighted, starting with 'Jean-Paul Sartre (b. 1905–d. 1980) was one of the most influential public intellectuals of the 20th century...'. To the left, there are 'In This Article' and 'Related Articles' sections. On the right, there's a 'PHILOSOPHY' sidebar with a 'JUMP TO OTHER ARTICLES' section listing various philosophical topics.

Example: 'Jean-Paul Sartre' from Oxford Bibliographies Online
Bibliography made up of sections on key concepts

A search for Jean-Paul Sartre retrieves an article/bibliography written and compiled by a philosophy professor which identifies and summarises key publications. The article is divided into sections; firstly publications about Sartre's philosophy as a whole, then publications under the headings of the various concepts in his philosophy such as consciousness and self and freedom. Traditional and current areas of debate are identified. There is a link to other articles and bibliographies on related topics such as 'continental aesthetics' and 'free will'.

Each article/bibliography is peer reviewed, in this case by the academics who make up the philosophy editorial board, so that there is a scholarly consensus on the materials selected. The bibliography is updated yearly to incorporate the latest research. There are links to the recommended publications in NTU Libraries, Google Books and WorldCat.

Gardner, Sebastian. "Sartre, Intersubjectivity, and German Idealism." *Journal of the History of Philosophy* 43 (2005): 325-351

DOI: 10.1353/hph.2005.0135 Save Citation >> Export Citation >> E-mail Citation >>

Doubts that a transcendental reading of the Look chapter is feasible because Sartre reduces epistemological issues to ontological ones. Highlights similarities with Fichte's and Schelling's prototypical accounts of intersubjectivity. Takes these accounts to be superior to Sartre's.

[-] Find this resource:

Find it @ NTU

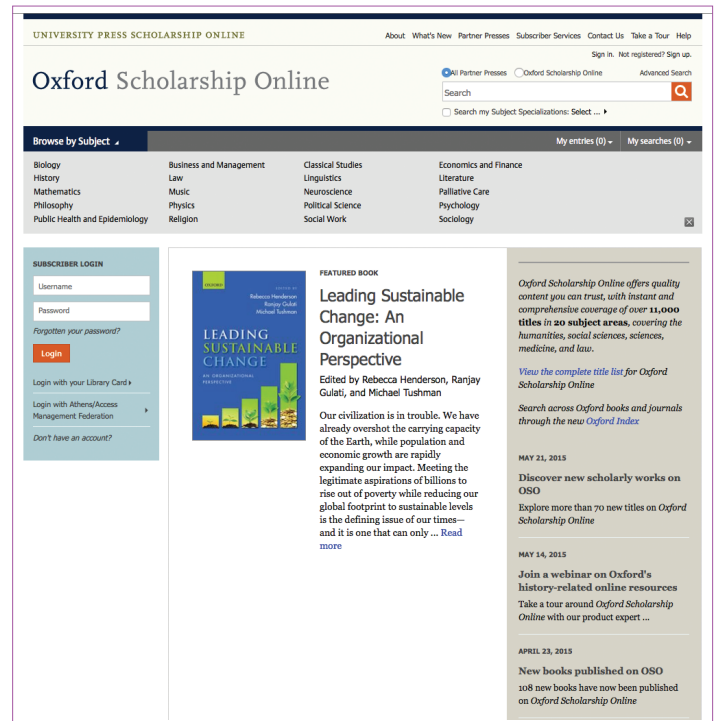
Find it @ NTU – a link to recommended resources at NTU Libraries

The Library's subscription to Oxford Bibliographies is for the following subject areas: American literature, Anthropology, Atlantic history, British and Irish literature, Childhood studies, Chinese studies, Cinema and media studies, Communication, Evolutionary biology, Geography, International relations, Islamic studies, Jewish studies, Linguistics, Management, Medieval studies, Philosophy, Political science, Psychology, Renaissance and reformation, Sociology, and Victorian literature. Within these subject areas around fifty new articles/bibliographies are added each year.

OBO is also valuable as a teaching resource, for example it could be useful to a lecturer when compiling student reading lists. Students can also be encouraged to use it to do their own research; faculty can be confident that the material the students 'discover' is significant and of peer-reviewed standard.

To access OBO, go to the Library homepage, key in the title 'Oxford bibliographies' under the 'Database Titles' tab or click on 'Database List' under the same tab to do a search using the A-Z listing. You will need to login with your NTU username and password to access the database.

Get Your Hands on an Oxford E-book Now!



The screenshot shows the Oxford Scholarship Online homepage. At the top, there's a navigation bar with 'About', 'What's New', 'Partner Presses', etc. Below that, a search bar and a 'Browse by Subject' dropdown are visible. The main content area is divided into several sections: 'Subscriber Login' with fields for 'Username' and 'Password'; 'Featured Book' for 'Leading Sustainable Change: An Organizational Perspective' edited by Rebecca Henderson, Ranjay Gulati, and Michael Tushman; and a 'New books published on OSO' section. The 'Browse by Subject' dropdown is open, showing a grid of subject categories.

Oxford Scholarship Online

It's exciting news as we welcome our latest addition, Oxford Scholarship Online (OSO) to our fast expanding collection of e-books. Now you have access to the full text of more than 10,000 books published by Oxford University Press (OUP) across 20 key subject areas in the humanities, social sciences, science, medicine, and law.

continued on Page 8



10,000 academic works in 20 subject areas

OSO e-books can be found using OneSearch. When you find an OSO title on OneSearch, click the 'e-book' link to access. However, going to OSO directly you will be able to cross search the full text of the Oxford scholarly books as well as expand searches to view results from other prestigious university presses. OSO helps you in your research because the titles are peer-reviewed and all citations in the books are linked to the Library's collection.

Other reference databases from Oxford University Press:

Oxford Dictionary of National Biography

Complete with illustrations, this collection tells you more about the people who were connected with Britain's past.

Oxford English Dictionary Online

This is a saviour if you ever need to know the meaning, history and pronunciation of a certain English word.

Oxford Reference Online

Search across dictionaries, language reference, and subject reference works as well as titles from the Oxford Companions series on this digital platform.

Oxford Handbooks Online

You can now access Oxford Handbooks anytime, anywhere! There are over 430 handbook titles in a variety of subject areas including Philosophy, Political Science, Business and Management, Literature, and Law.

To find databases by Oxford University Press:

1. Go to Library homepage <http://www.ntu.edu.sg/library>
2. Click on Database Titles
3. In the search box, type Oxford



Ng Kiak Peng
Senior Librarian
(Acquisitions & Collection Management)
kpng@ntu.edu.sg



Jenny Wong
Librarian
(Acquisitions & Collection Management)
jennywong@ntu.edu.sg

MEET YOUR ENGINEERING LIBRARIANS

For many engineering students looking for information on science and technology topics, one tool that comes quickly to mind is Google. Although searching on the Internet and sites such as Wikipedia is a fast and easy way to engage in exploratory and discovery searches, the print and electronic resources in the Library provide more succinct, authoritative accounts and possibly greater serendipitous opportunities.

At NTU Libraries we subscribe to huge databases such as Engineering Village, IEEE Xplore, ASCE Research Library, SAE Digital Library (just to name a few), which allow users to search for millions of scholarly documents (journals, proceedings, reports) using combinations of characteristics such as the affiliation of the author, subject terms, document type, chemical structure, etc. As engineering is a practice-oriented profession, standards and specifications are critical and for this we subscribe to databases like BSOL (for British Standards), IEEE Xplore (IEEE Standards) and IHS Standards Expert (IEC, ASTM).

Seek out our engineering subject librarians to guide you in information searches and more. They each specialize in various engineering disciplines – see photo caption.



From left: Kong Meng (Civil Engineering, Computer Science & Engineering & Maritime Studies), Rama (Mechanical & Aerospace), Lena (Environmental Engineering), David (Communication Engineering), Padma (Electrical & Electronics), Yali (Materials Science & Engineering), Venki (Chemical & Biomedical Engineering).

Just Ask Us and we will guide you to find the best information sources useful for your learning and research.



Lim Kong Meng
Head, Engineering Library
ckmlim@ntu.edu.sg

JAZZ UP MY LIBRARY WINDOW DISPLAY

Most students are familiar with library window displays made up predominantly of books in our collections. Displays in the library serve to highlight specific books or collection that might otherwise go un-noticed.

Last year, 3 groups of ADM students from DV3009 Spatial Design primped the ADM Library window displays to make them more interesting. Each display was based on a book.

Neon



Window display based on the book "Neon: new fluorescent graphics"

The students created a colourful and dynamic display based on Neon: new fluorescent graphics. The Wall of Contention (a tall glass window with a projector screen) was laid out like the book cover with vinyl stickers. Behind the glass stood several modular wall blocks painted in different neon colours and placed strategically to create depth. Neon words, projected on the glass, work with the vinyl stickers to broadcast several messages regarding neon.

Pantone



Pantone: the 20th century in color on display

The students wanted to celebrate the Pantone colour of 2014 - Radiant Orchid. They created a cascading orchid garden by folding origami orchids and rock formations using art card paper in various purple hues.

Spectrum



Spectrum: A Book Full of Colour

The students re-created the fascinating iridescent colours of the mother-of-pearl in this display. They achieved depth and gradient by cleverly mixing paints on tracing papers, layering them and placing lights in strategic spots.

The ADM Library's window displays have never looked this cool!

Books



Neon: New Fluorescent Graphics
Call No.: NK1548.N438
Location: ADM Library



Pantone: The 20th Century in Color
Call No.: NK1548.E36
Location: ADM Library



Spectrum: A Book Full of Colour
Call No.: ND1489.S741
Location: ADM Library



Phoebe Lim
Head, Art, Design & Media Library
phoebel@ntu.edu.sg

LEARNING ENGLISH ANYTIME, ANYWHERE

Matthew Youlden, a polyglot recommends the 3600 maximalist approach when learning a new language – submerging and surrounding yourself in the new language culture every single day. Just imagine, learning a new language can be such a breeze if we are able to carry and access these tools everywhere we go.

Here are some mobile tools for learning English to give you a little practice.

Learning English and MyWorkBook (British Council)

The British Council, being one of world’s largest English-language teaching organizations, developed a series of interactive free apps to help one brush up listening, reading and grammar usage skills. “LearnEnglish Podcasts” has a series of short English conversational podcasts that can help with listening and comprehension. The free version contains 3 series with 10 – 12 episodes per series. The series contains a short 5-minute dialogue between 2 or more persons that you can follow with a transcript. After listening, there is an option to do a little test to check your comprehension. We love that the podcasts are bite-sized and easy to listen to.

“MyWorkBook” helps you to learn new words with simple picture flashcards, example sentences, audio files, etc. It also allows you to insert your own notes and create new words. We find this feature very useful as you can extend the usage of the app to learn more words.

These apps are available for free on iPhone and Android and can be

downloaded from <http://learnenglish.britishcouncil.org/en/apps>

Business English Pod (BEP)

BEP offers lessons that cover a wide range of business topics, situations and skills, including presentations, negotiations, interviews, conversations and meetings. Each lesson features a dialogue with explanations of vocabulary, idioms and functional language (such as clarifying, disagreeing, questioning and expressing), and a practice and review section. Lessons are updated on a weekly basis.

BEP is available for free on iPhone, iPad at <http://businessenglishapp.com> or as a web app at <http://app.businessenglishpod.com>. You can also access the podcasts by subscribing to their RSS feed, by following the instructions at <http://bit.ly/ZbElsS>.

Aside from mobile tools, NTU Business Library has five unique acoustic rooms equipped with a workstation, headphones and microphone each for you to learn English online via a library-subscribed learning platform “Clarity English”. This is an interactive learning programme for English language skills and IELTS (International English Language Testing System) preparation. It covers aspects like reading, grammar, writing, pronunciation and Business English.

Did we miss your favourite tool for learning good English? Share your must-have apps and tools with us at nmg@ntu.edu.sg.

Reference

Jordan, JE. (2014) *Watch this guy speak 9 languages like a native*. Retrieved 2014 September 19 from <http://www.babbel.com/magazine/language-chameleon-one>



Joan Wee
Senior Librarian
(New Media Group)
joanwee@ntu.edu.sg



Hedren Sum
Assistant Librarian
(New Media Group)
hedrensum@ntu.edu.sg

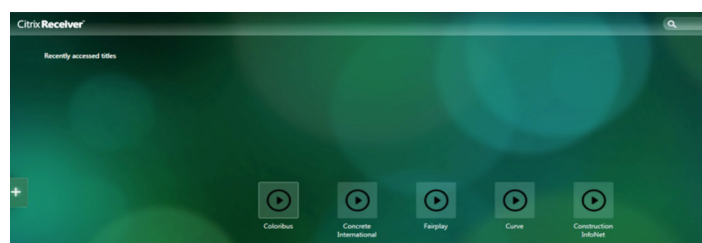
ACCESSING LIBRARY E-RESOURCES REQUIRING A CITRIX RECEIVER

Have you ever been prompted to launch a Citrix application when accessing a database or e-journal title from the library website? What is this application and what do you need to do?

NTU Libraries have some library databases and e-journal titles that require a Citrix Receiver to be installed for secured access via computers on Windows or Mac OS as well as popular mobile devices such as laptops or iPads. After the upgrade of the Citrix application in October last year, users now have an improved and smoother user experience when accessing databases including those with rich multimedia content such as Coloribus.

Below are some of the databases and e-journal titles that require you to have the Citrix Receiver installed on your devices:

- Coloribus
- Concrete International
- Curve
- Kr-Con
- PPC’s guide to business valuation
- Sea-Web



Screenshot with your frequently accessed titles

How do I install the Citrix Receiver?

For personal devices, please install from one of the links below. You only need to do this once for the device you are using.

For Windows users:
<http://www.ntu.edu.sg/lib/citrix/plugin/CitrixReceiver.exe>

For Mac users:
<http://www.ntu.edu.sg/lib/citrix/plugin/CitrixReceiver.dmg>

For iPad/iPhone users:
<https://itunes.apple.com/sg/app/citrix-receiver/id363501921?mt=8>

For Android OS users:
<https://play.google.com/store/apps/details?id=com.citrix.Receiver&hl=en>

Please contact ltd@ntu.edu.sg should you have any questions.



Leena Shah
Librarian
(Library Technology Group)
leenas@ntu.edu.sg

QUICK LIBRARY INTRODUCTION FOR THE BUSY FRESHMAN

ON YOUR MOBILE DEVICES!

Are you a freshman? Or new to NTU? Lots of useful orientation activities going on but you just can't attend all? We know how it feels being overwhelmed. Don't you just wish that time will stop so that you can synthesize all the information?

What if I told you that you can explore such information at your own pace, anytime, anywhere. Now, isn't that a relief?


The 'Enriching Your Student Experience' app visually presents essential information specifically for freshmen. It also contains information about NTU Libraries, introducing you to:

- Different subject libraries and facilities offered for your individual and collaborative learning needs
- Gateway to print and electronic resources offered and ways to find them including the course reserves for your class
- 3 different ways to get expert assistance from a librarian

Besides information about library services, you can also find information on IT services, NTULearn, career related services and overseas exchange programmes.

How to install?

1. The 'Enriching Your Student Experience' app is bundled together with the NTU Mobile app.
2. Download the NTU Mobile app from Apple Store or Google Play Store.
3. Once installed, a bundle of apps is available as shown in the right. Click on 'Enriching your experience' app.
4. You will now see a list of different information available. To learn about what the library has to offer, click on "Library Services".



V Somasundram
Librarian
(Library Promotion)
somasundram@ntu.edu.sg

中文电子新资源： 《大成老旧期刊 全文数据库》

从晚清到民国时期的百年，是中国近代化的转型时期，其时学术兴盛，思想活跃，出版繁荣，出版的书籍和刊物，全面地反映了这一历史时期的真实面目，是研究近代中国的重要参考资料。《大成老旧期刊全文数据库》(Dacheng Old Journal Full-text Database) 收藏自1833年至1949年前出版的期刊约7,500种，14万多期。全库分为哲学、文史、地理、政治、经济、法学、艺术、语言文字、文教体育、自然科学、医药卫生、农业科学、环境科学、综合学科等21个门类，其中许多内容与我校的研究方向有关，如海外华人研究、电影研究、女性研究、交通运输、中外贸易、科技史等。这一新数据库的启用，加上本馆已经订购的《晚清期刊全文数据库》(Late Qing Periodical Full-text Database, 1833-1911)，将为我校研究人员提供近代中国百年历史的完整的第一手材料。



图一：大成老旧期刊全文数据库

该数据库界面简洁，使用方便，可以通过关键词、刊名、篇名或作者检索，繁、简字检索均可；也可以通过类目、刊名、期数、篇名浏览。全文内容以pdf图片形式呈现，可以下载、保存和打印。要登录该数据库，您可以通过图书馆数据库网页下的中国研究 (Chinese Studies) 学科类目进入，也可以直接输入以下链接：

<http://laokan.dachengdata.com.ezlibproxy1.ntu.edu.sg/tuijian/showTuijianList.action>

百年风云，尽在指尖，岂容错过！



阮阳
中文图书馆主管
ruanyang@ntu.edu.sg

THE INFORMATION SPECTRUM



We all need information to do our work well, whether it be learning, studying, research, problem solving, invention or coming up with new ideas. We are lucky to live in this era where information is easily and conveniently accessible.

In the recent past when information resided largely in print materials, libraries played an important role as its key supplier. In the Internet era today, libraries continue to be important conduits for access to information and more importantly have expanded their roles in helping people be better users of information.

This brief article looks at how libraries help you to obtain and use information from the entire spectrum of information today. A good understanding of this will enable you to make good use of libraries to support your information needs.

From the point of availability to a person, information sources can be seen as lying along a continuum ranging from information that is unavailable to information that is free. I describe four major groups here (though there are many variations lying in between) and briefly discuss how libraries play roles in each of these.

- Unpublished information
- Out of print information
- Published information
- Free information



Unpublished information ranges from private documents such as diaries, personal papers, etc. to grey literature. Government, private and business organizations produce substantial documents and reports, usually for internal circulation for planning, discussion and communication. These are generally known as grey literature. Obviously, some of these materials are highly restrictive and have competitive intelligence value while others are of interest to only a small group of people. Libraries are considered as trustworthy organizations for owners and organizations to donate these materials if they are willing to share them with others. Generally these materials are very difficult to obtain due to poor means of identification and their restrictive nature.

Out-of-print resources are published materials which are currently no longer available. In the print world, only limited copies of a book title are printed each time and when all copies are purchased, the title goes out-of-print. Libraries can often help to obtain these materials through inter-library loan arrangement with their counterparts elsewhere in the world. The digital equivalent of out-of-print materials are those online resources and websites that have disappeared into the digital graveyard or are no longer maintained by their owners. Standing at a vantage point in the future, it is not difficult to imagine a digital dark age in our present era!

Published information are resources such as books and journals (print and electronic), usually available for a fee. Even if one is a very rich person who can buy the published information he or she needed, one cannot beat a library in providing the wide range and depth of published information. Even the smallest library can pool together financial resources from individuals to purchase information

resources to be shared and used by a larger community. This allows many people to have access to a wide range of information that they cannot otherwise afford as individuals. This pooling function of libraries is particularly important with digital resources which are often “leased” rather than purchased, i.e. we do not own them in perpetuity when we pay for them, but continue to pay an annual subscription fee for access. Generally, the digital resources needed for learning and research are quite unaffordable for an individual to purchase.

Serious work in learning, teaching and research rely heavily on published information resources as they are generally more reliable and trustworthy than other sources, having gone through stringent quality checks, scrutiny by experts and thorough editorial processes. However, there are also occasional cases of fraud and unethical practices even in highly regarded publications which users have to be always aware of.

Free information mainly refers to what you can find on the Internet. As users do not need to go through libraries to get on the Internet, what roles do libraries play? Obviously libraries do not play an acquisition role here. Instead libraries focus on helping people to select and use information in this part of the spectrum. When using information today from the deluge of sources, we often ask - is it accurate, authentic, reliable, validated, biased, citable, etc.? Is it the right level of depth, is it applicable to my need, task or project? Making sense of information today is not an easy task. Almost all academic libraries today have teaching programmes to help their users, particularly students to acquire good information literacy skills to be better information users.

Libraries also help users deal with managing their information needs by directing and pointing to relevant and useful information. This is not trivial and is necessary as free information is not really free. There is a cost to using free information in terms of time and effort spent in sorting through so much information, discriminating between reliable and non-reliable information and in discovering useful and relevant information to your particular need, task or project.

Moreover libraries also contribute as hosts and curators for major sources of free scholarly information. For example, there is currently a strong international trend for publications arising from publically funded research to be made available for free to the public instead of residing behind pay walls of expensive commercial journals. This open access movement has resulted in a large body of scholarly literature being made freely available on the Internet. Most academic libraries in the world collect these open access publications from their faculty and researchers and host them in repositories like our DR-NTU (Digital Repository – NTU). This is a growing area and libraries will likely increase this role rapidly in the future.

I hope that this broad view of the information spectrum provides a useful framework as you interact with all kinds of information in the exciting information age that we live in. Simply understanding what kinds of information might be free and what kinds would not likely be found on the internet is a crucial first step in interacting in today’s world. Good use of information is critical to all aspects of our lives and is too important for us to just take a passive or uncritical approach.



Choy Fatt Cheong
University Librarian
librarian@ntu.edu.sg