



CrossMark
click for updates

Cite this: *Chem. Sci.*, 2015, 6, 1075

Synergistic photocatalytic aerobic oxidation of sulfides and amines on TiO₂ under visible-light irradiation†

Xianjun Lang,^a Wan Ru Leow,^a Jincai Zhao^{*b} and Xiaodong Chen^{*a}

Selective photocatalytic aerobic oxidation, which can be conducted under ambient conditions, is of great importance towards achieving sustainable chemistry. However, its practical applications are undermined by several challenges, such as low selectivity, sluggish reaction rates, and the requirement of UV light irradiation. Herein, we report a new concept of synergistic photocatalytic oxidation, for which two seemingly irrelevant reactions can be achieved in one photocatalytic system through the synergistic interplay of reactants and catalyst. As proof of concept, two challenging reactions, the aerobic oxidation of sulfide and the aerobic oxidative formylation of amine with methanol, were employed to demonstrate such synergistic photocatalytic aerobic oxidation under visible-light irradiation. This work could pave the way for highly selective photoredox catalysis *via* rational design based on mechanistic insight.

Received 19th September 2014

Accepted 26th October 2014

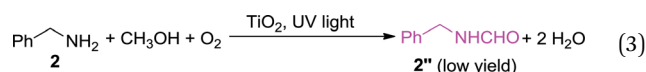
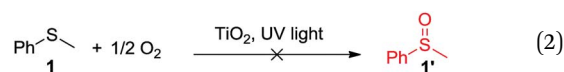
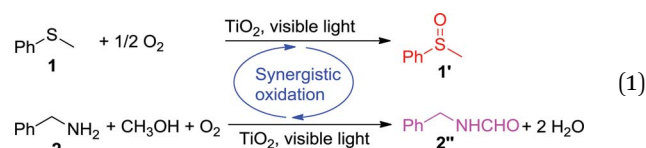
DOI: 10.1039/c4sc02891k

www.rsc.org/chemicalscience

Introduction

The selective oxidation of organic compounds is one of the most vital transformations for upgrading raw starting materials into high-value-added products.^{1–4} However, it is also one of the most problematic chemical reactions, as stoichiometric amounts of toxic oxidants are traditionally required, leading to severe environmental impact and unsafe operational practices.^{5–8} O₂, the most environmentally friendly and readily available oxidant, has been used to replace toxic oxidants, but its activation necessitates transition metal-based catalysts. The challenge is that most of such aerobic oxidation processes are carried out under harsh conditions such as high reaction temperature (>100 °C) and elevated O₂ pressure (several MPa).^{9–14} Alternatively, photocatalysis can engender a paradigm shift by enabling the organic transformation to occur under very mild conditions.^{15–23} TiO₂ is the most widely-used metal oxide for photocatalytic reactions, such as the selective oxidation of alkanes, alcohols and amines, *etc.*,^{24–30} but the large band gap (3.0–3.2 eV) only enables such reactions under UV light irradiation. In addition, the use of TiO₂ is hindered by other

challenges, such as low selectivity and a sluggish reaction rate.



In this work, we report a new concept of synergistic photocatalytic oxidation, which can be carried out at an accelerated rate with a high selectivity of desired products under visible-light irradiation. Specifically, two seemingly irrelevant reactions can be achieved in one photocatalytic system through the synergistic interplay of reactants and catalyst. As proof of concept, we demonstrate that the synergistic aerobic oxidation of two substrates, sulfide **1** and amine **2**, occurs simultaneously on the surface of TiO₂ under visible-light irradiation (eqn (1)). In contrast, attempts to perform these two reactions individually are not successful (eqn (2) and (3)). This new strategy brings about the high selectivity of two valuable products, with the solvent controlling the selectivity of one product (sulfoxide **1'**)

^aSchool of Materials Science and Engineering, Nanyang Technological University, 50 Nanyang Avenue, Singapore 639798, Singapore. E-mail: chenxd@ntu.edu.sg

^bKey Laboratory of Photochemistry, Beijing National Laboratory for Molecular Sciences, Institute of Chemistry, Chinese Academy of Sciences, Beijing 100190, China. E-mail: jczhao@iccas.ac.cn

† Electronic supplementary information (ESI) available. See DOI: 10.1039/c4sc02891k



and participating in the formation of another product (*N*-benzylformamide **2''**). This finding provides a new perspective for the transformation of heteroatom-containing substrates by visible-light photocatalysis *via* a synergistic oxidation strategy.

Results and discussion

In a typical experiment, commercially available Degussa P25 TiO₂ was chosen as the model photocatalyst for the detailed investigation of the synergistic oxidation of two substrates. Degussa P25 TiO₂ (hereafter denoted as TiO₂ unless otherwise stated with the detailed characterization data presented in Fig. S1–S4†) is characterized by its ~21 nm particle size and with a surface area of 52 m² g⁻¹. It comprises a mixture of anatase (75%) and rutile (25%) phases with the low energy {101} facet as the dominant facet. From the UV-visible spectrum (Fig. 1a), it can be seen that the absorptions of thioanisole **1**, benzylamine **2**, or a mixture of both are well below 325 nm, indicating that no reaction can occur from the direct photochemical activation of the substrates without the involvement of a photocatalyst. However, the formation of a visible-light-absorbing surface complex *via* the interaction of the substrate and TiO₂ enables organic transformations under visible-light irradiation.^{31,32} When benzylamine **2** mixes with TiO₂, a red shift of the absorption spectrum can be clearly observed (Fig. 1b), suggesting the formation of a surface complex through the adsorption of benzylamine **2** on TiO₂. The surface complex (Fig. 1c) is akin to the donor–acceptor complex formed *via* the interaction of one reactant and the surface of TiO₂,^{33,34} which enables the reaction to occur at a higher wavelength than that absorbed by individual substrates. Such a surface-complex was further evidenced by the observation of an N1s peak in the XPS

spectrum (Fig. 1d), which was absent in the pure TiO₂ sample (Fig. S3†).

Then, two challenging reactions, *i.e.* the aerobic oxidation of sulfide and the aerobic oxidative formylation of amine with methanol, were chosen to demonstrate the efficacy the synergistic photocatalytic oxidation. One reason for this is that the selective oxidation of sulfides to sulfoxides provides a very important intermediate for pharmaceuticals, but the tremendous challenge of controlling the product selectivity exists for heterogeneous photocatalytic systems utilizing O₂ as the oxidant.^{35–38} In addition, the aerobic oxidative formylation of amine with methanol constitutes another important yet challenging reaction.^{39–41} This is because the formation of *N*-benzylformamide demands the prior selective oxidation of methanol to formaldehyde,^{42–44} which is a difficult reaction to realize, especially in the presence of a more fragile substrate, benzylamine **2**. Both of these oxidation reactions have never been successfully realized by TiO₂ photocatalysis under UV irradiation (eqn (2) and (3)). However, it is interesting to note that aminocatalysis is very prevalent in synthetic chemistry.⁴⁵ In particular, benzylic amines can function as organocatalysts in organic transformations.⁴⁶ Therefore, we hypothesize that the aforementioned oxidation of benzylamines could possibly serve as the springboard in the pursuit of new and selective oxidation reactions.

As a control experiment, we first identified the low selectivity and efficiency of the two individual photo-oxidations of thioanisole **1** (Table S1†) and benzylamine **2** (Table S2†) catalyzed by TiO₂ in the presence of O₂. Only less than 10% of thioanisole **1** was transformed into the desired product sulfoxide **1'** with either the inert CH₃CN or the protic CH₃OH as the solvent. Moreover, the reaction ceased to proceed after 0.5 h, which might be due to the deactivation of TiO₂ by thioanisole **1**. However, it is noted that the desired product could be obtained in quite high selectivity when CH₃OH is used as the solvent (entry 2 and 4 of Table S1†). Meanwhile, the photo-oxidation of benzylamine **2** (entry 1 of Table S2†) resulted in the selective formation of the undesired product imine in the presence of CH₃CN, and in the low selectivity of the desired product benzylformamide **2''** in the presence of CH₃OH.

However, when these two seemingly irrelevant reactions are mixed in one photocatalytic system under visible-light irradiation using CH₃OH as the solvent, the desired products can be clearly observed. The reaction kinetics for the conversion of the two substrates thioanisole **1** and benzylamine **2** with a ratio of 3 : 1 in CH₃OH and the selective formation of their respective products is illustrated in Fig. 2. It can be observed that the steady conversion of thioanisole **1** to sulfoxide **1'** proceeds with high selectivity. The conversion of thioanisole **1** almost follows zero-order reaction kinetics with reaction constant of $k = 12.45 \text{ mol L}^{-1} \text{ h}^{-1}$. The selectivity for **1'** decreases slightly with time, due to the minor over-oxidation of **1'** to sulfone which also follows zero-order reaction kinetics. In comparison with the conversion of thioanisole **1**, the conversion of benzylamine **2** was much more complicated and it includes an induction period (0–1 h) and a product formation period (1–4.5 h). Since CH₃OH is a redox-active solvent, the selective aerobic oxidation

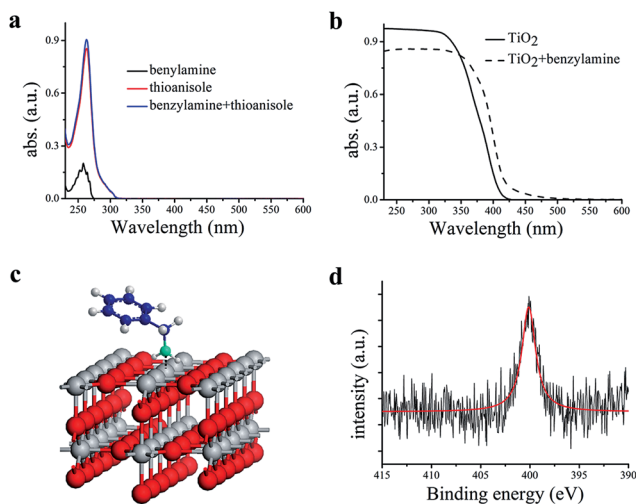


Fig. 1 (a) UV-visible absorption spectra of thioanisole **1**, benzylamine **2** and their mixture in CH₃OH; (b) UV-visible absorption spectra of TiO₂ and after the adsorption of benzylamine **2** on TiO₂; (c) the scheme of benzylamine **2** adsorption on rutile TiO₂ (110), (the color convention is: O atom, red; Ti atom, gray; N atom, cyan; C atom, blue; H atom, white); (d), N1s XPS spectrum of TiO₂ after benzylamine **2** adsorption, where the red line is used to guide the eye, a.u.: arbitrary unit.



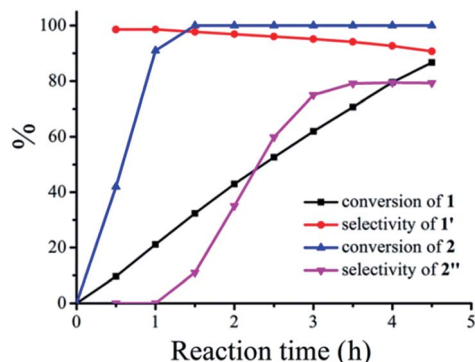


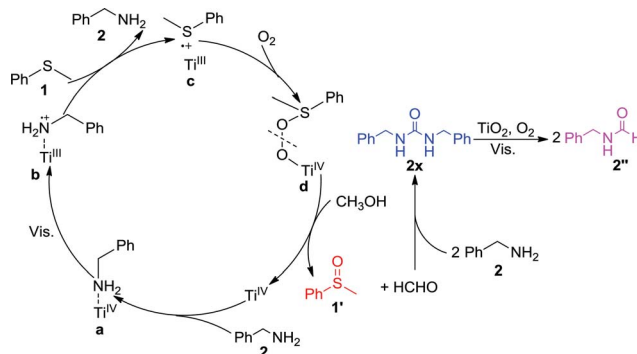
Fig. 2 Reaction kinetics plot for the synergistic photocatalytic oxidation of thioanisole **1** and benzylamine **2** with O_2 on TiO_2 under visible-light irradiation. Reaction conditions: 0.3 mmol of thioanisole **1**, 0.1 mmol of benzylamine **2**, 40 mg of TiO_2 , 300 W Xe lamp, $\lambda > 400$ nm, 5 mL of CH_3OH , 0.1 MPa of O_2 .

of CH_3OH to $HCHO$ is achieved along with the formation of **1'**. $HCHO$ then undergoes condensation with benzylamine **2** to form an intermediate. With the progress of time, the intermediate can be further transformed into *N*-benzylformamide **2''**, an industrially important product. The corresponding reaction process for the plots is listed in Fig. S5.†

As a control experiment, when CH_3OH is replaced by an inert organic solvent such as CH_3CN , benzotrifluoride, ethyl acetate, or dichloromethane, the synergistic oxidation of thioanisole **1** and benzylamine **2** resulted only in the oxidation of benzylamine **2** to imine, with thioanisole **1** remaining almost intact in all cases (Table S3†). This suggests that an additional redox player is required to associate the two reactions. Here, we propose that the protic solvent CH_3OH may act as the additional redox player required to enable the desired synergistic reaction due to the following reasons. Even though it is typically used as an $h_{\nu b}^+$ scavenger to quench other oxidation reactions in TiO_2 photocatalysis. It is also a protic solvent, and protic solvent, H_2O , has been reported to substantially increase the photocatalytic oxidation reaction rate.⁴⁷ The selective oxidation of sulfides to sulfoxides indicated the need of protons in assisting the formation of products, and protic solvents might be helpful for the aerobic oxidation of sulfides under visible-light irradiation,^{35–38} even though they have rarely been used in TiO_2 photocatalytic selective transformations.

It is of interest to note that the synergistic oxidation reaction is extremely robust. It is able to proceed under even milder conditions, such as with 0.1 MPa of air as the oxidant, albeit at a slightly slower reaction rate. The trend of the reaction with 0.1 MPa of air is the same as that for 0.1 MPa of O_2 (Fig. S6†). This phenomenon was ascribed to the decrease in the amount of benzylamine **2** adsorbed on TiO_2 in CH_3OH compared with that in CH_3CN (Table S7†). Thus, this finding might be limited as only a fraction of the entire visible-light range could be used.

Consequently, we propose the mechanism for the selective synergistic aerobic oxidation of thioanisole **1** and benzylamine **2** as shown in Scheme 1. The adsorption of benzylamine **2** on TiO_2 leads to the formation of surface complex **a**, which shows



Scheme 1 Proposed mechanism for the synergistic selective oxidation of thioanisole **1** and benzylamine **2** with O_2 on TiO_2 under visible-light irradiation.

activity under visible-light irradiation, thus facilitating electron transfer from the adsorbed benzylamine **2** to TiO_2 . This results in a positive charge at the surface-bound complex **b**, which could induce the oxidation of thioanisole **1** via single-electron transfer. As a result, the surface-bound S-centered positive free radical would be formed at the surface of TiO_2 as complex **c**. During this stage, C(sp³)-S bond cleavage could occur with respect to the low selectivity to the desired product. This could be avoided by employing CH_3OH instead of CH_3CN as the solvent. The concerted incorporation of O-atoms into complex **c** forms complex **d**. The cleavage of **d** requires additional protons which could be provided by the solvent, CH_3OH , in order to ensure the highly selective formation of **1'**. The protons from CH_3OH could also prevent the oxidation products from blocking the reactive TiO_2 surface, ensuring the sustainable oxidation of both substrates. The contribution of protons from alcohol have also been demonstrated in other oxygenation reactions in which free radical intermediates are involved. As the protons from CH_3OH were consumed in the cleavage of **d**, $HCHO$ was formed as the side product, which would in turn undergo condensation with benzylamine **2** to form intermediate **2x** which was confirmed by the GC-MS peak of *m/z* 242. As the disappearance of benzylamine **2** did not deter the selective formation of **1'**, this indicated that **2x** or other unknown species could also co-catalyze the oxidation of **1**. The nitrogen in the condensation product **2x** could coordinate with the Ti-atoms of TiO_2 to initiate visible-light activity for the oxidation of thioanisole **1**, as well as its own decomposition to the final product **2''** in the presence of $HCHO$. The transfer of an electron to O_2 would restore the TiO_2 , thus completing the photocatalytic cycle. In this way, the selective synergistic aerobic oxidation of thioanisole **1** and benzylamine **2** to **1'** and **2''** could be achieved.

To prove the above mechanism, we further studied the influence of solvent in this synergistic oxidation. Based on the prior observation that the proton-coupled electron transfer could control the reaction of free radicals, different protic solvents, *i.e.* different alcohols, were employed for the synergistic reactions. In all cases, the oxidation of thioanisole **1** to sulfoxide **1'** was unable to proceed under visible-light irradiation in the absence of benzylamine **2** (Table S4†), which was



consistent with the reaction mechanism. However, when benzylamine **2** was added as the synergistic substrate, the oxidation of thioanisole **1** was significantly improved, with CH₃OH delivering the best results due to it being the strongest organic protic solvent. Although benzylamine **2** was consumed in all three protic solvents, only CH₃OH yielded the desired amide product, *N*-benzylformamide **2''**, while isopropyl alcohol (IPA) and C₂H₅OH afforded imine as the product (Table S4†). From these results, it can be seen that the choice of solvent has an influential role on the mechanism of the reaction.

To better understand the essence of the synergistic effect, the amount of thioanisole **1** was fixed and the amount of benzylamine **2** varied, the results of which are summarized in Table 1. It can be seen that the formation of sulfoxide **1'** was almost the same for all ratios of thioanisole **1** to benzylamine **2**, except for the slight drop of conversion of thioanisole **1** with 0.1 equiv. of benzylamine **2** (entry 1, Table 1). This suggests that benzylamine **2** acts as an organocatalyst for the aerobic oxidation of thioanisole **1** on TiO₂; the reaction could not proceed at all without benzylamine **2**. Although the conversion of benzylamine **2** was a very rapid process, able to achieve 100% conversion in merely 4 h or less, the formation of *N*-benzylformamide **2''** from the resultant intermediate does not occur as rapidly. This leads to a difference in selectivity amongst entries 2–5 (Table 1), which could be enhanced by prolonging the reaction time. The ratio of 3 : 1 between thioanisole **1** and benzylamine **2** furnished good selectivities for both of the desired products at good conversions for both substrates. These results are in good agreement with the kinetics study in Fig. 2 and the proposed mechanism in Scheme 1.

In addition, it is noted that the scale-up of the synergistic reaction could be highly valuable. Thus, a study was conducted on the effect of substrate concentrations on the outcome of the synergistic reactions while maintaining the optimal ratio of 3 : 1 between the two substrates. It was discovered that, generally, the concentrations of both substrates could be simultaneously increased or decreased without a dramatic change in the conversions or selectivities of both **1'** and **2''** (Table S5†).

However, it was also observed that an overly high concentration of benzylamine **2** could result in a low selectivity of **2''** due to side reactions (Table S5†).

More rigorous control experiments were carried out to prove the essential photocatalytic aerobic nature of the synergistic reaction system (Table S6†). It was observed that the synergistic oxidation reaction ceased to proceed when a λ > 420 nm long-pass filter was applied (entry 5, Table S6†), which is different from our previous report in which the selective aerobic oxidation of amines in CH₃CN proceeded smoothly with visible-light irradiation of the same wavelength range.³² In this scenario, one might suspect that the results were caused by the direct irradiation of rutile TiO₂ in the photocatalyst used. If the reaction results were caused by the directed irradiation of the photocatalyst, UV irradiation should lead to better results. But our control experiment (entry 1, Table S6†) does not support this hypothesis.

To understand the scope of reaction, different types of thioanisoles were employed in the reaction while keeping benzylamine **2** constant. Table 2 revealed that the oxidation of substituted thioanisoles **1b–k** to the corresponding sulfoxides **1b'–k'** proceeded smoothly with very high selectivities, and that the conversions varied only slightly with the different substituted groups (entries 2–8, Table 2). However, very strong electron-withdrawing groups such as NO₂ may significantly reduce the conversion rate of sulfide **1i** to sulfoxide **1i'** (entry 9, Table 2), resulting in a much longer time needed to obtain a higher conversion of **1i**. Besides the aforementioned electronic effect, the NO₂ groups of **1i** could easily be adsorbed on the surface of TiO₂ which could partially block the adsorption of **2**, contributing to the observed sluggish reaction rate. This would also cause the oxidation of **2** to yield benzaldehyde **2y** as the final product, rather than the desired *N*-benzylformamide **2'**. Meanwhile, changing the methyl group of **1** to ethyl as in the sulfide **1j** would not greatly influence the reaction rate of sulfide **1j** to sulfoxide **1j'** (entry 10, Table 2), but a phenyl group as in **1k** would result in a lower reaction rate and selectivity (entry 11, Table 2) in the conversion to **1k'**. Nevertheless, the summation

Table 1 Influence of the ratio of substrates on the synergistic photocatalytic oxidation of thioanisole **1** and benzylamine **2**^a

Entry	Benzylamine (mmol)	Ratio	Thioanisole		Benzylamine	
			Con1 ^b (mol%)	Sel1 ^b (mol%)	Con2 ^c (mol%)	Sel2 ^c (mol%)
1	0.05	10 : 1	41	97	100	72
2	0.10	10 : 2	51	96	100	81
3	0.15	10 : 3	57	96	100	77
4	0.20	10 : 4	56	95	100	46
5	0.25	10 : 5	51	96	100	14

^a Reaction conditions: 0.5 mmol of **1**, 0.1 MPa of O₂, 40 mg of TiO₂, 300 W Xe lamp, λ > 400 nm, 5 mL of CH₃OH, 4 h. ^b Determined by GC using chlorobenzene as the internal standard, conversion of **1**, selectivity of **1'**. ^c Determined by GC using chlorobenzene as the internal standard, conversion of **2**, and selectivity of **2''**.

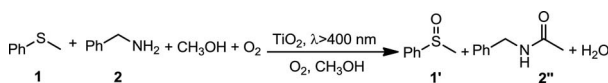


Table 2 The selective aerobic oxidation of sulfides and benzylamine on TiO₂ in CH₃OH under visible-light irradiation^a

Entry	Substrate (sulfide)	Product (sulfoxide)	Sulfide		Benzylamine	
			Con1 ^b (mol%)	Sel1 ^b (mol%)	Con2 ^c (mol%)	Sel2 ^c (mol%)
1			83	92	100	77
2			81	99	100	75
3			81	94	100	81
4			91	92	100	76
5			86	93	100	76
6			75	90	100	66
7			80	88	100	72
8			75	90	100	76
9			48	91	100	12 ^d
10 ^e			84	86	100	57
11			40	88	100	41

^a Reaction conditions: 0.3 mmol of sulfide, 0.1 mmol of 2, 0.1 MPa of O₂, 40 mg TiO₂, 300 W Xe lamp, 5 mL of CH₃OH, λ > 400 nm, 4 h. ^b Determined by GC using chlorobenzene as the internal standard, conversion of sulfide, selectivity of corresponding sulfoxide. ^c Determined by GC using chlorobenzene as the internal standard, conversion of 2, selectivity of 2'. ^d Selectivity for benzaldehyde 2y. ^e 0.1 mmol of 4-chlorobenzylamine. Me, methyl; Et, ethyl.

of our results showed that the reaction is applicable to a large scope of thioanisoles, generally producing high conversions and selectivities for the product of sulfoxides.

Finally, the scope of reaction with regard to benzylamines was investigated by testing different types of amines in the reaction while fixing the sulfide as thioanisole 1 (Table 3). It was observed that different primary benzylamines could yield high selectivities in the oxidation of thioanisole 1 to sulfoxide 1' (entries 1–8, Table 3), but the conversion of thioanisole 1 for the substituted benzylamines is lower than that of benzylamine 2. In addition, the selectivities for the corresponding *N*-benzylformamides of substituted benzylamines were all lower than that of benzylamine 2. This is because, for the electron-donating

groups, the oxidation of amines led instead to the formation of imine products, which could not induce the oxidation of thioanisole 1, thus resulting in the lower conversion of thioanisole 1. Meanwhile, for the electron-withdrawing groups, the slower reaction rates were due to the relative difficulty in donating the electron to the conduction band of TiO₂, and could be compensated for by allowing longer reaction times. The selectivities for corresponding formamides could be improved with longer reaction times. It could also be seen that the existence of a heteroatom in the aromatic rings of the amines led only to a slight drop in the selectivity of formamides (entries 6–8, Table 3). For secondary benzylamines, no corresponding formamides were formed: benzaldehyde 2y was the only product formed in



Table 3 The selective aerobic oxidation of amines and thioanisole on TiO₂ in CH₃OH under visible-light irradiation^a

Entry	Substrate (amine)	Product (formamide)	Amine		Thioanisole	
			Con2 ^b (mol%)	Sel2 ^b (mol%)	Con1 ^c (mol%)	Sel1 ^c (mol%)
1 ^d			100	49	70	95
2			100	63	70	94
3			100	56	61	95
4			100	59	56	95
5			100	73	78	93
6			100	70	57	95
7			100	41	54	95
8			100	15	64	96
9			100	23	67	95
10			67	55	64	95

^a Reaction conditions: 0.1 mmol of amine, 0.3 mmol of thioanisole **1**, 0.1 MPa of O₂, 40 mg TiO₂, 300 W Xe lamp, 5 mL of CH₃OH, λ > 400 nm, 4 h.

^b Determined by GC using chlorobenzene as the internal standard, conversion of amine, selectivity of corresponding formamide. ^c Determined by GC using chlorobenzene as the internal standard, conversion of **1**; selectivity of **1'**. ^d Imine (15%) as another product. Me, methyl; Et, ethyl; *t*-Bu, *tert*-butyl; MeO, methoxyl.

the oxidation of secondary benzylamines **2j** and **2k** (entries 9 and 10, Table 3). This is in part because condensation between secondary benzylamines and HCHO to form the corresponding formamide is much more difficult than its primary counterpart. In addition, secondary benzylamines are not stable under the reaction conditions. The breakage of the C–N bond and ensuing oxidation led to the benzaldehyde **2y** as the main observed product.

Conclusions

To sum up, our novel concept of the synergistic aerobic photocatalytic reactions is extremely advantageous as it allows the following to be achieved: (1) a high selectivity for the two desired products; (2) reaction at high substrate concentrations; (3) clean reaction with O₂ under visible-light irradiation; and (4) a long lifetime of the commercially available TiO₂ photocatalyst. The present report represents a successful example of selective organic transformation with the TiO₂ photocatalyst, which could pave the way for new discoveries of selective oxidation of organic compounds with an inexpensive metal oxide photocatalyst. Owing to inspiration from recent progress in both

organocatalysis and techniques for the surface modification of semiconducting transition metal oxides, it is expected that more synergistic redox reactions can be achieved by judiciously selecting a pair of substrates and an appropriate solvent. In parallel, the functions of metal oxide nanomaterials are determined with specific surface area and texture,⁴⁸ hierarchical structure⁴⁹ and exposed crystal phase.⁵⁰ The tunability of TiO₂ in these aspects is one of the best amongst metal oxide materials. Thus, photocatalytic activity could also be improved to deliver better results.

Experimental section

The reaction was irradiated using an Asahi Spectra MAX-303 300 W Xenon light source using a UV-VIS mirror model. In this mirror model, the irradiating wavelength range is 270–650 nm, thus the possible heating of the reaction medium by the infrared light is completely excluded. Additional Asahi Spectra longpass cutoff filters (>400 nm) are used to control the irradiation wavelength range during the reaction. The reaction medium was maintained at room temperature throughout the experimental process.



All of the reagents of the highest purity used were obtained from commercial suppliers and were used without further purification. In a typical reaction, 40 mg of TiO₂, 0.3 mmol of thioanisole and 0.1 mmol of benzylamine were added to 5 mL of CH₃OH in a Pyrex vessel. After the reaction mixture was stirred for 30 min in the dark to reach the adsorption equilibrium, O₂ was purged into the Pyrex vessel to raise the initial pressure to 0.1 MPa. The reaction mixture was magnetically stirred at 800 rpm and illuminated with $\lambda > 400$ nm visible-light irradiation in an air-conditioned room to maintain the reaction temperature constantly at 25 °C.

At the end of reaction, the TiO₂ photocatalyst particles were separated from the reaction mixture by filtration and the products were quantitatively analyzed by gas chromatography (GC) equipped with a flame ionization detector (FID) using chlorobenzene as the internal standard. The structures of products were confirmed by comparison of the retention times with standard samples and further confirmed by gas chromatography–mass spectrometry (GC–MS).

The quantitative measurements of conversions of the substrate and selectivities of products were made using a GC (Agilent 7890A) equipped with a flame ionization detector (FID) and Agilent Technology 19091J-413 capillary column (30 m × 0.32 mm × 0.25 μm) using high-purity N₂ as the carrier gas. Standard analysis conditions: injector temperature 250 °C, detector temperature 300 °C, column temperature program: 50 °C (hold 1.5 min) raised up to 300 °C (hold 3 min) at a rate of 20 °C min⁻¹. GC–MS analysis was performed on a Shimadzu GC 2010 gas chromatograph equipped with a Shimadzu GCMS-QP2010 Ultra mass spectrometer using a Restek (Rxi[®]-5Sil MS) capillary column (30 m × 0.25 mm × 0.25 μm), coupled with an electron ionization mass spectrometer with high-purity He as the carrier gas.

Full experimental details are provided in the ESI.†

Acknowledgements

Financial support from the Singapore National Research Foundation (CREATE Programme of Nanomaterials for Energy and Water Management and Singapore-Berkeley Research Initiative for Sustainable Energy (SinBeRISE)) is gratefully acknowledged.

Notes and references

- 1 Y. C. Ling, G. M. Wang, J. Reddy, C. C. Wang, J. Z. Zhang and Y. Li, *Angew. Chem., Int. Ed.*, 2012, **51**, 4074–4079.
- 2 N. Dimitratos, J. A. Lopez-Sanchez and G. J. Hutchings, *Chem. Sci.*, 2012, **3**, 20–44.
- 3 M. Bordeaux, A. Galarneau and J. Drone, *Angew. Chem., Int. Ed.*, 2012, **51**, 10712–10723.
- 4 S. R. Zhang, L. Nguyen, Y. Zhu, S. H. Zhan, C. K. Tsung and F. Tao, *Acc. Chem. Res.*, 2013, **46**, 1731–1739.
- 5 M. Sun, J. Z. Zhang, P. Putaj, V. Caps, F. Lefebvre, J. Pelletier and J. M. Basset, *Chem. Rev.*, 2014, **114**, 981–1019.
- 6 M. Beller, *Adv. Synth. Catal.*, 2004, **346**, 107–108.
- 7 M. Largeron and M. B. Fleury, *Science*, 2013, **339**, 43–44.
- 8 M. Largeron and M. B. Fleury, *Angew. Chem., Int. Ed.*, 2012, **51**, 5409–5412.
- 9 S. Pradhan, J. K. Bartley, D. Bethell, A. F. Carley, M. Conte, S. Golunski, M. P. House, R. L. Jenkins, R. Lloyd and G. J. Hutchings, *Nat. Chem.*, 2012, **4**, 134–139.
- 10 A. Corma, P. Concepción, M. Boronat, M. J. Sabater, J. Navas, M. J. Yacaman, E. Larios, A. Posadas, M. A. López-Quintela, D. Buceta, E. Mendoza, G. Guilera and A. Mayoral, *Nat. Chem.*, 2013, **5**, 775–781.
- 11 A. Abad, P. Concepción, A. Corma and H. García, *Angew. Chem., Int. Ed.*, 2005, **44**, 4066–4069.
- 12 J. Wang, X. J. Lang, B. Zhaorigetu, M. L. Jia, J. Wang, X. F. Guo and J. C. Zhao, *ChemCatChem*, 2014, **6**, 1737–1747.
- 13 T. Mallat and A. Baiker, *Chem. Rev.*, 2004, **104**, 3037–3058.
- 14 Z. Guo, B. Liu, Q. H. Zhang, W. P. Deng, Y. Wang and Y. H. Yang, *Chem. Soc. Rev.*, 2014, **43**, 3480–3524.
- 15 X. J. Lang, W. H. Ma, C. C. Chen, H. W. Ji and J. C. Zhao, *Acc. Chem. Res.*, 2014, **47**, 355–363.
- 16 H. Kisch, *Angew. Chem., Int. Ed.*, 2013, **52**, 812–847.
- 17 S. Fukuzumi and K. Ohkubo, *Chem. Sci.*, 2013, **4**, 561–574.
- 18 G. Palmisano, E. García-López, G. Marci, V. Loddo, S. Yurdakal, V. Augugliaro and L. Palmisano, *Chem. Commun.*, 2010, **46**, 7074–7089.
- 19 L. Palmisano, V. Augugliaro, M. Bellardita, A. Di Paola, E. G. Lopez, V. Loddo, G. Marci, G. Palmisano and S. Yurdakal, *ChemSusChem*, 2011, **4**, 1431–1438.
- 20 Y. Wang, X. C. Wang and M. Antonietti, *Angew. Chem., Int. Ed.*, 2012, **51**, 68–89.
- 21 M. Tada, Y. Akatsuka, Y. Yang, T. Sasaki, M. Kinoshita, K. Motokura and Y. Iwasawa, *Angew. Chem., Int. Ed.*, 2008, **47**, 9252–9255.
- 22 Y. H. Zhang, N. Zhang, Z. R. Tang and Y. J. Xu, *Chem. Sci.*, 2013, **4**, 1820–1824.
- 23 Y. H. Zhang, N. Zhang, Z. R. Tang and Y. J. Xu, *Chem. Sci.*, 2012, **3**, 2812–2822.
- 24 M. Fujihira, Y. Satoh and T. Osa, *Nature*, 1981, **293**, 206–208.
- 25 S. Yurdakal, G. Palmisano, V. Loddo, V. Augugliaro and L. Palmisano, *J. Am. Chem. Soc.*, 2008, **130**, 1568–1569.
- 26 S. Yurdakal, V. Loddo, G. Palmisano, V. Augugliaro, H. Berber and L. Palmisano, *Ind. Eng. Chem. Res.*, 2010, **49**, 6699–6708.
- 27 F. Parrino, A. Ramakrishnan and H. Kisch, *Angew. Chem., Int. Ed.*, 2008, **47**, 7107–7109.
- 28 Q. Wang, M. Zhang, C. C. Chen, W. H. Ma and J. C. Zhao, *Angew. Chem., Int. Ed.*, 2010, **49**, 7976–7979.
- 29 X. J. Lang, H. W. Ji, C. C. Chen, W. H. Ma and J. C. Zhao, *Angew. Chem., Int. Ed.*, 2011, **50**, 3934–3937.
- 30 S. Sarina, H. Y. Zhu, Z. F. Zheng, S. Bottle, J. Chang, X. B. Ke, J. C. Zhao, Y. N. Huang, A. Sutrisno, M. Willans and G. R. Li, *Chem. Sci.*, 2012, **3**, 2138–2146.
- 31 X. J. Lang, X. D. Chen and J. C. Zhao, *Chem. Soc. Rev.*, 2014, **43**, 473–486.
- 32 X. J. Lang, W. H. Ma, Y. B. Zhao, C. C. Chen, H. W. Ji and J. C. Zhao, *Chem.–Eur. J.*, 2012, **18**, 2624–2631.
- 33 G. Zhang, G. Kim and W. Choi, *Energy Environ. Sci.*, 2014, **7**, 954–966.



- 34 S. J. Liang, L. R. Wen, S. Lin, J. H. Bi, P. Y. Feng, X. Z. Fu and L. Wu, *Angew. Chem., Int. Ed.*, 2014, **53**, 2951–2955.
- 35 J. M. Zen, S. L. Liou, A. S. Kumar and M. S. Hsia, *Angew. Chem., Int. Ed.*, 2003, **42**, 577–579.
- 36 S. Fukuzumi, T. Kishi, H. Kotani, Y. M. Lee and W. Nam, *Nat. Chem.*, 2011, **3**, 38–41.
- 37 A. Company, G. Sabenya, M. González-Béjar, L. Gómez, M. Clémancey, G. Blondin, A. J. Jasniewski, M. Puri, W. R. Browne, J.-M. Latour, L. Que, M. Costas, J. Pérez-Prieto and J. Lloret-Fillol, *J. Am. Chem. Soc.*, 2014, **136**, 4624–4633.
- 38 H. Tanaka, H. Nishikawa, T. Uchida and T. Katsuki, *J. Am. Chem. Soc.*, 2010, **132**, 12034–12041.
- 39 S. Tanaka, T. Minato, E. Ito, M. Hara, Y. Kim, Y. Yamamoto and N. Asao, *Chem.–Eur. J.*, 2013, **19**, 11832–11836.
- 40 N. Ortega, C. Richter and F. Glorius, *Org. Lett.*, 2013, **15**, 1776–1779.
- 41 T. Ishida and M. Haruta, *ChemSusChem*, 2009, **2**, 538–541.
- 42 A. Wittstock, V. Zielasek, J. Biener, C. M. Friend and M. Baumer, *Science*, 2010, **327**, 319–322.
- 43 K. R. Phillips, S. C. Jensen, M. Baron, S. C. Li and C. M. Friend, *J. Am. Chem. Soc.*, 2013, **135**, 574–577.
- 44 C. Y. Zhou, Z. B. Ma, Z. F. Ren, X. C. Mao, D. X. Dai and X. M. Yang, *Chem. Sci.*, 2011, **2**, 1980–1983.
- 45 D. W. C. MacMillan, *Nature*, 2008, **455**, 304–308.
- 46 M. T. Pirnot, D. A. Rankic, D. B. C. Martin and D. W. C. MacMillan, *Science*, 2013, **339**, 1593–1596.
- 47 N. Li, X. J. Lang, W. H. Ma, H. W. Ji, C. C. Chen and J. C. Zhao, *Chem. Commun.*, 2013, **49**, 5034–5036.
- 48 K. Ariga, A. Vinu, Y. Yamauchi, Q. M. Ji and J. P. Hill, *Bull. Chem. Soc. Jpn.*, 2012, **85**, 1–32.
- 49 K. Ariga, Y. Yamauchi, G. Rydzek, Q. M. Ji, Y. Yonamine, K. C. W. Wu and J. P. Hill, *Chem. Lett.*, 2014, **43**, 36–68.
- 50 F. M. Auxilia, S. Ishihara, S. Mandal, T. Tanabe, G. Saravanan, G. V. Ramesh, N. Umezawa, T. Hara, Y. Xu, S. Hishita, Y. Yamauchi, A. Dakshanamoorthy, J. P. Hill, K. Ariga and H. Abe, *Adv. Mater.*, 2014, **26**, 4481–4485.

