

DANI-Net: Uncalibrated Photometric Stereo by Differentiable Shadow Handling, Anisotropic Reflectance Modeling, and Neural Inverse Rendering

Zongrui Li¹ Qian Zheng^{2,3,*} Boxin Shi^{4,5} Gang Pan^{2,3} Xudong Jiang¹

¹School of Electrical and Electronic Engineering, Nanyang Technological University, Singapore

²The State Key Lab of Brain-Machine Intelligence, Zhejiang University, Hangzhou, China

³College of Computer Science and Technology, Zhejiang University, Hangzhou, China

⁴National Key Laboratory for Multimedia Information Processing, School of Computer Science, Peking University, Beijing, China

⁵National Engineering Research Center of Visual Technology, School of Computer Science, Peking University, Beijing, China

{zongrui001, EXDJiang}@ntu.edu.sg, {qianzheng, gpan}@zju.edu.cn, shiboxin@pku.edu.cn

Abstract

Uncalibrated photometric stereo (UPS) is challenging due to the inherent ambiguity brought by the unknown light. Although the ambiguity is alleviated on non-Lambertian objects, the problem is still difficult to solve for more general objects with complex shapes introducing irregular shadows and general materials with complex reflectance like anisotropic reflectance. To exploit cues from shadow and reflectance to solve UPS and improve performance on general materials, we propose DANI-Net, an inverse rendering framework with differentiable shadow handling and anisotropic reflectance modeling. Unlike most previous methods that use non-differentiable shadow maps and assume isotropic material, our network benefits from cues of shadow and anisotropic reflectance through two differentiable paths. Experiments on multiple real-world datasets demonstrate our superior and robust performance.

1. Introduction

Photometric stereo (PS) [48] aims at recovering the surface normal from several images captured under varying light conditions with a fixed viewpoint. It has been applied to many fields (*e.g.*, movies production [6], industrial quality inspection [47], and biometrics [53]) due to its advantage in recovering fine-detailed surfaces over other approaches [10, 16] (*e.g.*, multi-view stereo [38], active sensor-based solutions [61]). Light calibration is crucial to the performance [52]. However, it is also tedious, restricting the applicability of PS. Therefore, uncalibrated photometric stereo (UPS) methods estimating surface normal with unknown lights have been widely studied in the literature.

Uncalibrated photometric stereo suffers from General Bas-Relief (GBR) ambiguity [4] for an integrable, Lambertian surface. However, GBR ambiguity is alleviated on a non-Lambertian surface [13]. Therefore, recent advances in UPS (*e.g.*, [26, 56]) adopt the isotropic reflectance model accounting for non-Lambertian effects to solve UPS. Nonetheless, such a model restricts methods' performance on objects with more general (*e.g.*, anisotropic) materials, while modeling general reflectance is challenging due to extra unknowns, which eventually make UPS intractable. Other works (*e.g.*, [25, 56, 57]) notice the benefits of the shadow cues in utilizing global shape-light information to solve PS/UPS because the shadow reflects the interaction of shape and light [24, 59]. However, these methods either fail to exploit the shadow cues due to the lack of a differentiable path from the shadow to the concerned unknowns like shape [25], or the shadow cues have limited effects on the visible shape reconstruction due to the implicit shape representation [56, 57].

To this end, this paper proposes the **DANI-Net**, which solves UPS by Differentiable shadow handling, Anisotropic reflectance modeling, and Neural Inverse Rendering. DANI-Net builds the differentiable path in the sequence of inverse rendering errors, shadow maps, and surface normal maps (or light conditions) (Fig. 1) to fully exploit the shadow cues to solve UPS. Since those cues facilitate solving extra unknowns introduced by a more sophisticated reflectance model, DANI-Net manages to build up such a model (Fig. 1) to improve the performance on general materials. During optimization, DANI-Net propagates inverse rendering errors via two paths of shadow cues and anisotropic reflectance, respectively, and simultaneously optimizes the shape (*i.e.*, the depth map and surface normal map), anisotropic reflectance model, shadow map, and light conditions (*i.e.*, direction and intensity). As a result,

*Corresponding author

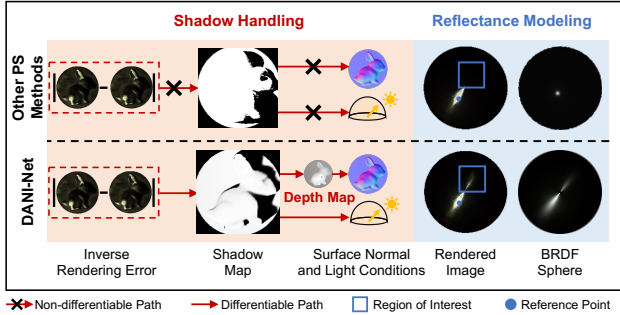


Figure 1. The proposed DANI-Net differs from other PS or UPS methods in two aspects: 1) **Shadow Handling**. The path in the sequence of inverse rendering errors, shadow maps, and surface normal maps (or light conditions) of the DANI-Net is differentiable; 2) **Reflectance Modeling**. DANI-Net adopts an anisotropic reflectance model. The state-of-the-art UPS method SCPS-NIR [26] is compared in this figure. As can be observed, the proposed DANI-Net produces a smoother and more realistic shadow map of copper BUNNY thanks to the differentiable shadow handling and renders a more realistic copper BALL image and Bidirectional Reflectance Distribution Function (BRDF) sphere (of the reference point) due to the anisotropic reflectance modeling. Data of copper BUNNY and BALL are from DILIGENT10² [36].

DANI-Net achieves state-of-the-art performance on several real-world benchmark datasets. In a nutshell, our contributions are summarized as follows:

- We propose a differentiable shadow handling method that facilitates exploiting shadow cues with global shape-light information to solve UPS. Experimental results demonstrate its effectiveness in shadow map recovery and surface normal estimation.
- We introduce an anisotropic reflectance model that describes both isotropic and anisotropic materials to improve performance on general materials. Experimental results demonstrate its effectiveness on surface normal estimation for objects with a broad range of isotropic and anisotropic materials.
- We propose the DANI-Net that simultaneously optimizes shape, anisotropic reflectance, shadow map, and light conditions in an unsupervised manner, propagating inverse rendering errors through two paths involving the shadow cues and anisotropic reflectance, respectively. DANI-Net achieves state-of-the-art performance on several real-world benchmark datasets.

2. Related Work

This section reviews the relevant works in PS. Table 1 summarizes differences between representative existing PS methods and the proposed DANI-Net. We also briefly review recent advances in neural reflectance representation in 3D vision. Note that our reviews on calibrated PS only include the unsupervised calibrated PS methods. Readers

may refer to [40, 54, 65] for more summaries on supervised PS methods and neural reflectance representation methods.

Unsupervised calibrated photometric stereo. The baseline method (LS [48]) assumes Lambertian surface and solves PS via least squares optimization. A category of traditional methods considers the non-Lambertian reflectance as outliers [3, 12, 49, 50]. Another category of traditional methods either adopt analytic models (*e.g.*, Torrance-Sparrow [13], Ward [1, 12, 14], Bi-polynomial [64], etc.) or utilize the general reflectance features (*e.g.*, isotropy [2], monotonicity [17], anisotropic properties [14, 18]). Traditional methods rely on optimizers tailored to specific assumptions, making them computationally efficient but less accurate. In contrast, although learning-based approaches are more computationally demanding, they could offer superior performance on general objects. Recently, a group of learning-based unsupervised methods (TM18 [43] and LL22 [25]) has been proposed to estimate the spatially varying BRDFs and the surface normal with known lights.

Uncalibrated photometric stereo. Early works either hold the Lambertian assumption and exploit extra clues from reflectance [28, 39, 58] or make additional assumptions of light source distribution [28, 34, 39, 51, 66] to alleviate GBR ambiguity [4] in UPS. Supervised methods (CH19 [8], CW20 [10], and SK22 [37]) achieve promising performance on public benchmark datasets. However, these methods assume the light intensity distributing in a pre-defined range (*i.e.*, [0, 2, 2]) and solve UPS in two-stage, making them suffer from the data bias (between synthetic training data and real-world ones) and the accumulating errors. Recently, SCPS-NIR [26] utilizes the neural inverse rendering method to jointly optimize light and surface normal in an unsupervised manner based on local reflectance information, free from data bias and accumulating errors. The proposed DANI-Net also addresses UPS in an unsupervised manner, but it differs from all previous works in two aspects. 1) Our method builds a differentiable path in the sequence of inverse rendering errors, shadow maps, and surface normal maps (or light conditions), which fully exploits shadow cues containing global shape-light information to solve UPS. 2) Our method introduces the anisotropic reflectance model in solving UPS, which improves the performance on general materials. Besides, as compared with [26] that calculates shadow maps by image binarization and fixes them during training, our method computes shadow maps from shapes and constantly updates them during training.

Shadow handling in photometric stereo. Supervised learning-based methods [8, 10, 37] handle shadow implicitly by learning priors from training data, while unsupervised ones often consider the shadow as the outliers (*e.g.*, [25, 26, 34, 43, 48, 60]). Aware of useful cues in the shadow, several works utilize the shadow information explicitly by involving the shadow in inverse rendering to

Table 1. A summary of differences between the proposed DANI-Net and representative existing PS and UPS methods in terms of the solving problem, supervision, shadow handling strategy, and material model. We categorize the shadow handling strategy as ‘outliers’ rather than ‘cues’, if it models the shadow without explicitly exploiting it for shape recovery. ‘N.A.’ represents Not Applicable.

Method	Problem	Supervision	Shadow Handling	Material Model
TM18 [43]	PS	Unsupervised	Implicit (Outliers)	Isotropic (Bi-Polynomial BRDFs)
LL22 [25]	PS	Unsupervised	Non-differentiable (Outliers)	Isotropic (MLP Bases)
CH19 [8]	UPS	Light + Surface Normal	Implicit (Data-driven)	Implicit (Data-driven)
CW20 [10]	UPS	Light + Surface Normal	Implicit (Data-driven)	Implicit (Data-driven)
CM20 [11]	Semi-PS	Unsupervised	ℓ_1 -based Minimization (Outliers)	Lambertian
SK22 [37]	UPS	Light + Surface Normal	Implicit (Data-driven)	Implicit (Data-driven)
SCPS-NIR [26]	UPS	Unsupervised	Image Binarization (Outliers)	Isotropic (Gaussian Bases)
S3-NeRF [57]	Near Field PS	Unsupervised	Differentiable (Cues for Invisible Shape)	Isotropic (Gaussian Bases)
KF22 [23]	Near Field PS	Unsupervised	Known Shadow Maps (Cues for Visible Shape)	N.A.
DANI-Net	UPS	Unsupervised	Differentiable (Cues for Visible Shape)	Anisotropic (Gaussian Bases)

solve PS/UPS. However, early works [7, 42] assume Lambertian surface, which restricts them to general materials, while recent advances (LL22 [25], SCPS-NIR [26], S3-NeRF [57], KF22 [23], PS-NeRF [56]) fail to efficiently exploit shadow cues. That is, some works [25, 26] calculate the shadow map without simultaneously optimizing shadow and other unknowns due to the discontinuity of the binary representation of the shadow map; the others either need the ground truth of shadow maps and ignore the shading cue [23], or rely on priors of scene or light to ensure the accuracy [56, 57]. In contrast, DANI-Net simultaneously optimizes shadow and other unknowns, and exploits shadow and reflectance cues for UPS.

Neural reflectance representation in 3D vision. Neural Radiance Fields (NeRFs) [29] implicitly represent the shape information through MLPs. While NeRF [29] applies volume rendering [22] to optimize the MLPs through reconstruction loss, they often end up with ‘fake reflectance’ [44] (*i.e.*, the emitters inside the objects contribute to specific reflectance effects) and inaccurate geometries due to the lack of an implicit surface representation [54]. To solve this, works like [32, 46] combine surface rendering [21] with volume rendering [22]. Other works [5, 41, 44, 62, 63] adopt explicit representation on surface’s reflectance to mimic realistic reflectance, which improves the accuracy of NeRF [29]. Different from the above methods that work on multi-view inputs and focus on the full but coarse geometry recovery, DANI-Net takes single-view inputs under a UPS setup and focuses on the fine-detailed recovery of depth and surface normal.

3. Problem Definition

Following a standard setup of UPS, we take input of a set of observed images $\mathbf{I} \triangleq (I_1, I_2, \dots, I_f)$ of a static object captured under varying directional, parallel lights, and intend to recover light directions $\mathbf{L} \triangleq (\mathbf{l}_1, \mathbf{l}_2, \dots, \mathbf{l}_f)$, light intensities $\mathbf{E} \triangleq (e_1, e_2, \dots, e_f)$, and surface normal $\mathbf{N} \triangleq \{\mathbf{n}_i | i \in \mathbb{P}\}$ based on the observed images, where \mathbb{P} is the set of all positions on the surface. The solution is achieved by solving the optimization problem,

$$\arg \min_{\mathbf{L}, \mathbf{E}, \mathbf{N}} \sum_{i=1}^{\#\mathbb{P}} \sum_{j=1}^f \mathbf{D}(\bar{m}_{ij}, m_{ij}), \quad (1)$$

where $\bar{m}_{ij} \in I_j$ is the observed pixel intensity at position i , $\#\mathbb{P}$ is the number of elements in \mathbb{P} , $\mathbf{D}(\cdot, \cdot)$ is a metric to compute inverse rendering error, m_{ij} is the corresponding rendered pixel intensity. With the linear radiometric response and an orthographic camera, m_{ij} can be formulated as,

$$\begin{aligned} m_{ij} &= e_j s_{ij} \rho_{ij} \max(\mathbf{n}_i^\top \mathbf{l}_j, 0) \\ &= e_j s_{ij} (\rho_{ij}^s + \rho_{ij}^d) \max(\mathbf{n}_i^\top \mathbf{l}_j, 0), \end{aligned} \quad (2)$$

where $\rho_{ij} = \rho(\mathbf{n}_i, \mathbf{l}_j, \mathbf{V}_d)$ describes the general reflectance which contains diffuse ρ_{ij}^d and specular ρ_{ij}^s components, $\mathbf{V}_d = [0, 0, 1]$ is the view direction, $\max(\mathbf{n}_i^\top \mathbf{l}_j, 0)$ describes the attached shadow, and s_{ij} is the cast shadow calculated from the global shape and light.

Ambiguities in UPS. Unknown light in UPS brings the generalized bas-relief (GBR) ambiguity [4], which can be represented by a 3×3 matrix for the Lambertian surface. For a non-Lambertian surface, specularity helps alleviate the GBR ambiguity [13]. However, general reflectance introduces more unknowns, which require extra cues to solve. Another ambiguity is reflectance-light ambiguity denoted as a non-zero scalar between e_j and other terms in Eq. (2). Researchers focus on alleviating the GBR ambiguity while ignoring reflectance-light ambiguity, as the former determines the accuracy of the estimated surface normal. This paper also focuses on alleviating GBR ambiguity.

4. Proposed DANI-Net

This section elaborates on how DANI-Net solves UPS. We first present a differentiable shadow handling method that fully exploits shadow cues to solve UPS and introduces an anisotropic reflectance model that describes a more precise and realistic specularity to improve performance on general materials. We then show how the proposed DANI-Net connects the differentiable shadow handling method, the anisotropic reflectance model, and the inverse rendering together to jointly optimize the shape and light in an unsupervised manner. Finally, we introduce additional loss functions to train DANI-Net.

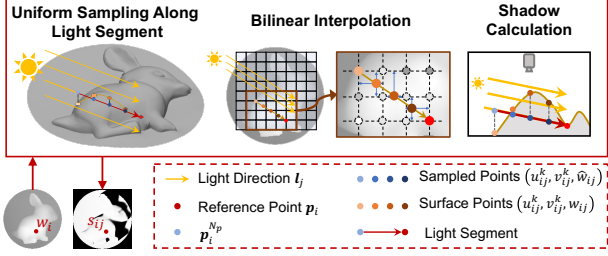


Figure 2. An illustration of our shadow calculation methods, which shows how sampled points and surface points are computed, based on which the shadow is calculated by Eq. (3).

4.1. Differentiable Shadow Handling

Finding the differentiable relationship between shadow, shape, and light is beneficial for solving UPS since 1) it generates a more accurate shadow map through iterative optimization which leads to a more accurate shape-light estimation; 2) compared to previous PS/UPS methods [25, 26] lacking usage of global shape-light information, it facilitates fully exploiting shadow cues containing that information to solve UPS. While the attached shadow is already differentiable to the surface normal and light direction in a specific domain, finding the differentiable relationship for cast shadow is more tricky, since it directly associates with light and the entire depth map instead of the surface normal at a particular point. Such an association raises two key technical challenges to optimizing DANI-Net. First, since the pixel-wise cast shadow calculation increases the computational cost, it is necessary to introduce a technique to improve the training efficiency. Second, since there is no direct connection between the cast shadow and the surface normal, an effective fitting method that calculates the surface normal from the depth map of limited resolution is another required technique to ensure the backpropagation efficiency and the connection from the depth map to the reflectance model for inverse rendering.

Shadow calculation. The basic idea of our shadow calculation method is to consider the occlusion of a reference point according to a few points rather than all points. As shown in Fig. 2, given the depth map $W \triangleq \{w_i | 1 \leq i \leq \#\mathbb{P}\}$, the ‘soft shadow’ [27, 33] s_{ij} of a reference point \mathbf{p}_i illuminated by a light with direction \mathbf{l}_j is calculated as:

$$s_{ij} = \text{Sigmoid}(\alpha(\min\{w_{ij}^k - \hat{w}_{ij}^k | 1 \leq k \leq N_p\}) + \beta), \quad (3)$$

where $\{\hat{w}_{ij}^k | 1 \leq k \leq N_p\}$ are depth values of *sampled points* $\{\mathbf{p}_{ij}^k | 1 \leq k \leq N_p\}$ uniformly sampled from the *light segment* that starts at \mathbf{p}_i along \mathbf{l}_j and ends at $\mathbf{p}_{ij}^{N_p}$. $\{w_{ij}^k | 1 \leq k \leq N_p\}$ are depth values on the surface with the same xy-coordinates to sampled points. N_p is the number of sampled points set as 64 in our implementation. The Sigmoid function and learnable parameters of α and β are

¹ $\mathbf{p}_{ij}^{N_p}$'s projection in xy-plane lies on the boundary, shown in Fig. 2.

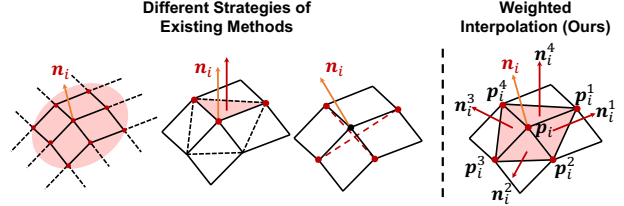


Figure 3. An illustration of different strategies of existing methods and the proposed surface normal fitting method (Eq. (4)). We mark the points, triangles, or lines that are leveraged to fit the surface normal in red for easy comparison. From left to right, method that uses excessive neighbor points [35], just a few points [30], a proper number of neighbor points while ignoring the information of query point [25], and our method that jointly considers a proper number of neighbor points and the query point.

adopted to calculate the ‘soft shadow’. In practice, w_{ij}^k cannot be directly retrieved from W given the limited resolution of W , as shown in Fig. 2. Although we can directly infer w_{ij}^k through a Multi-layer Perceptron (MLP), it significantly increases the training time. To this end, we apply *grid bi-linear interpolation* to interpolate w_{ij}^k by retrieving its four neighboring points’ depth values from W , as shown in Fig. 2. The grid bi-linear interpolation is much faster² than inferring w_{ij}^k , which speeds up the training process.

Surface normal fitting. The surface normal fitting method in this work requires pixel-level accuracy and deals with the depth map that is dynamically optimized according to the backpropagation from fitting results. Existing solutions cannot be directly applied because they either use excessive neighbor points (> 4) [31, 35] that reduces the precision of the fitted surface normal, or use just a few points [30] (< 4) that brings ineffective backpropagation since the gradients affect a limit number of points on the depth map, or use a proper number of points ($= 4$) while ignoring the information of the query point [25], as shown in Fig. 3. To solve these problems, we propose a weighted interpolation method to fit the surface normal that jointly considers the depth information of the query point and a proper number of neighbor points. As shown in Fig. 3, our method first computes normal vectors $\{\mathbf{n}_i^k | k = 1, 2, 3, 4\}$ of query’s adjacent triangles and then fit the normal \mathbf{n}_i of the query point \mathbf{p}_i by weighted interpolation of these vectors,

$$\mathbf{n}_i = \sum_{k=1}^4 \gamma_i^k \mathbf{n}_i^k = \sum_{k=1}^4 \gamma_i^k \text{Nor}[(\mathbf{p}_i^{k+1} - \mathbf{p}_i) \times (\mathbf{p}_i^k - \mathbf{p}_i)]^\top, \quad (4)$$

$$\gamma_i^k = \frac{|d_i^k|^{-1}}{\sum_{k=1}^4 |d_i^k|^{-1}}, \quad d_i^k = w_i^k + w_i^{k+1} - 2w_i,$$

where \mathbf{p}_i^k are adjacent points of \mathbf{p}_i , $k = 1$ if $k + 1 > 4$, ‘Nor’ is the vector normalization operation, w_i^k is the depth value of point \mathbf{p}_i^k . In this way, our method generates a

²The inference time of grid bi-linear interpolation vs. MLP inference is 0.002 vs. 0.212 seconds on average, for 64 sampled points and a batch size of 1 on DiLiGENT dataset [40]

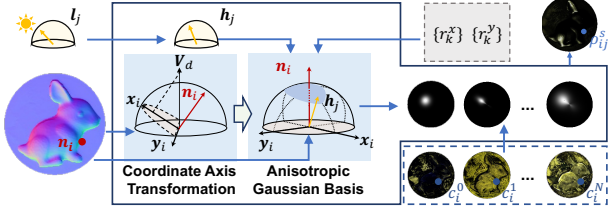


Figure 4. An illustration of building up the anisotropic reflectance model by Eq. (5). A group of ASG bases with various specular lobe’s widths (r_k^x and r_k^y) [45] in the direction of tangent vector \mathbf{x}_i and binormal vector \mathbf{y}_i are multiplied by the corresponding spatially varying weight c_i^k to compute ρ_{ij}^s .

high-precision normal map and backpropagates gradients to a proper number of points for the depth map optimization³.

4.2. Anisotropic Reflectance Modeling

We build up a more sophisticated and precise reflectance model to optimize the shape and light through anisotropic reflectance. As illustrated in Fig. 4, we represent the spatially varying anisotropic specularity as a weighted sum of Anisotropic Spherical Gaussian (ASG) [55] bases⁴.

$$\rho_{ij}^s = \sum_{k=1}^{N_G} c_i^k [e^{-r_k^x (\mathbf{h}_j \cdot \mathbf{x}_i)^2} - r_k^y (\mathbf{h}_j \cdot \mathbf{y}_i)^2], \quad (5)$$

where $k \in [1, 2, \dots, N_G]$. N_G is the number of the ASG bases empirically set as 12. c_i^k is spatially varying weights that balance different ASG bases to model spatially varying specularity. $\mathbf{h}_j = \frac{\mathbf{V}_d + \mathbf{l}_j}{\|\mathbf{V}_d + \mathbf{l}_j\|}$ is the half-unit-vector between view direction \mathbf{V}_d and light direction \mathbf{l}_j . r_k^x and r_k^y are the lobe’s width in the direction of \mathbf{x}_i and \mathbf{y}_i , respectively. When $r_k^x = r_k^y$, ASG degrades to Isotropic Spherical Gaussian (ISG) bases. \mathbf{x}_i and \mathbf{y}_i are the tangent and binormal vectors, respectively, of the surface tangent plane at point \mathbf{p}_i . As shown in Fig. 4, \mathbf{x}_i and \mathbf{y}_i are calculated by:

$$\mathbf{x}_i = \mathbf{V}_d - (\mathbf{V}_d \cdot \mathbf{n}_i) \mathbf{n}_i, \quad \mathbf{y}_i = \mathbf{n}_i \times \mathbf{x}_i. \quad (6)$$

The annealing strategy in [26] is adopted to control the number of activated ASG bases at different training stages, which helps avoid local optimum at the beginning.

4.3. Neural Inverse Rendering

As shown in Fig. 5, our neural inverse rendering framework integrates the differentiable shadow handling method and anisotropic reflectance model to two MLPs⁵ and several learnable parameters.

DepthMLP and MaterialMLP. To consider spatially-dependent information, we build up a neural depth field

³A further comparison between our weighted interpolation method and other normal fitting methods can be found in the supplementary material.

⁴We neglect the Fresnel term applied in micro-facet reflectance models (e.g., Ward model [14]) for easier convergence.

⁵More implementation details, such as the MLPs’ structures, could be found in the supplementary material.

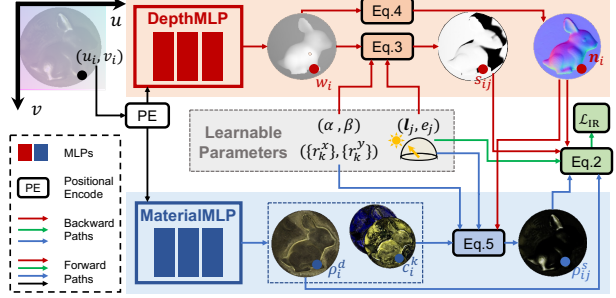


Figure 5. Framework overview of DANI-Net. DepthMLP takes the positional code as the input and outputs depth w_i . MaterialMLP takes the same positional code as the input and outputs ρ_i^d and c_i^k . The shadow s_{ij} is calculated based on Eq. (3). Spatially varying anisotropic specularity ρ_{ij}^s is obtained through Eq. (5). Rendered images are generated through Eq. (2). The inverse rendering loss \mathcal{L}_{IR} measures the rendering error between rendered images and observed images, and backpropagates to the light calibration and shape estimation through the differentiable shadow path (in red and green colors) and the anisotropic reflectance path (in blue and green colors).

named *DepthMLP* and a neural material field named *MaterialMLP*, implemented by two MLPs. The DepthMLP estimates w_i pixel-wisely; the MaterialMLP outputs c_i^k and ρ_i^d for spatially varying reflectance. We apply the same method [29] to encode the coordinate on the image plane.

Learnable parameters. As shown in Fig. 5, light conditions (i.e., $\mathbf{l}_j, \mathbf{e}_j$), ASG lobe’s width parameters (i.e., r_k^x, r_k^y), and soft shadow parameters (i.e. α and β) are set as learnable parameters. We initialize \mathbf{l}_j and \mathbf{e}_j using outputs of a pre-trained light calibration model, i.e., we apply the CNN structures in [26] and train on the Blobby and Sculpture dataset [9]. We set the scope of r_k^x and r_k^y in $[10^0, 10^3]$ and initialize $r_k^x = r_k^y = 10^{\frac{(\log 300 - \log 10)(k-1)}{N_G-1} + \log 10}$ (i.e., uniformly sampled N_G values from $[10, 300]$ in the log space) to force an isotropic reflectance model and consider different sharpness at the beginning, which enables a smooth transition to the anisotropic reflectance. α and β are empirically initialized to 400 and 3.

A rendered image is calculated through Eq. (2) using the outputs from the two MLPs and the learnable parameters. The inverse rendering ℓ_1 metric error \mathcal{L}_{IR} between the rendered images and the observed images given by Eq. (7) passes through the differentiable paths to jointly update weights of MLPs and learnable parameters,

$$\mathcal{L}_{\text{IR}} = \frac{1}{\#\mathbb{P} \times f} \sum_{i=1}^{\#\mathbb{P}} \sum_{j=1}^f |\bar{m}_{ij} - e_j s_{ij} (\rho_i^d + \rho_{ij}^s) \max(\mathbf{n}_i^\top \mathbf{l}_j, 0)|. \quad (7)$$

4.4. Optimizing DANI-Net

In addition to the inverse rendering loss function, the proposed DANI-Net is optimized by the silhouette loss function \mathcal{L}_{Si} and the smooth loss function. The silhouette

Table 2. Quantitative comparison in terms of MAE of surface normal on DILIGENT benchmark dataset [40]. **Bold numbers** and underlined numbers indicate the best and the second-best results among UPS methods, respectively.

Method	BALL	BEAR	BUDDHA	CAT	COW	GOBLET	HARVEST	POT1	POT2	READING	AVG
LS [48]	4.10	8.39	14.92	8.41	25.60	18.50	30.62	8.89	14.65	19.80	15.39
TM18 [43]	1.47	5.79	10.36	5.44	6.32	11.47	22.59	6.09	7.76	11.03	8.83
LL22 [25]	2.43	3.64	8.04	4.86	4.72	6.68	14.90	5.99	4.97	8.75	6.50
PF14 [34]	4.77	9.07	14.92	9.54	19.53	29.93	29.21	9.51	15.90	24.18	16.66
CH19 [8]	2.77	6.89	8.97	8.06	8.48	11.91	17.43	8.14	7.50	14.90	9.51
CW20 [10]	2.50	5.60	8.60	7.90	7.80	9.60	16.20	7.20	7.10	14.90	8.71
SCPS-NIR [26]	1.24	3.82	9.28	4.72	5.53	7.12	<u>14.96</u>	<u>6.73</u>	6.50	10.54	7.05
DANI-Net w/o s	1.71	<u>3.95</u>	8.71	4.95	4.95	6.80	16.00	7.04	5.27	<u>9.32</u>	<u>6.87</u>
DANI-Net w [25]	<u>1.64</u>	4.03	9.16	5.27	<u>5.22</u>	6.98	16.43	6.85	5.52	9.53	7.06
DANI-Net	1.65	4.11	<u>8.69</u>	<u>4.73</u>	5.52	<u>6.96</u>	13.99	6.41	<u>5.29</u>	8.08	6.54

loss function \mathcal{L}_{Si} is similar to those in [10, 15, 26] by calculating the cosine similarity between estimated and fitted silhouette’s normal⁶. The fitted surface normals at the silhouette alleviate the GBR ambiguity because the GBR transformation on these surface normals equals an identity matrix. Our smoothness loss function focuses on the diffuse reflectance map R^d , the normal map N , and the depth map W , which follows the similar implementation in [25, 26],

$$\begin{aligned} \mathcal{L}_{smooth} &= \lambda \mathcal{L}_{R^d} + \lambda \mathcal{L}_W + \lambda_N \mathcal{L}_N \\ &= \lambda \frac{1}{\#\mathbb{P}} \sum_{i=1}^{\#\mathbb{P}} \left| \frac{\partial R^d}{\partial u} + \frac{\partial R^d}{\partial v} \right| + \lambda \frac{1}{\#\mathbb{P}} \sum_{i=1}^{\#\mathbb{P}} \left| \frac{\partial W}{\partial u} + \frac{\partial W}{\partial v} \right| \\ &\quad + \lambda_N \frac{1}{\#\mathbb{P}} \sum_{i=1}^{\#\mathbb{P}} \left| \frac{\partial N}{\partial u} + \frac{\partial N}{\partial v} \right|. \end{aligned} \quad (8)$$

We train the DANI-Net in three stages⁷ for fast convergence. The loss function in three stages is as follows,

$$\begin{aligned} \mathcal{L}_{stage1} &= \mathcal{L}_{IR} + \lambda_{Si} \mathcal{L}_{Si} + \mathcal{L}_{smooth}, \\ \mathcal{L}_{stage2} &= \mathcal{L}_{IR} + \lambda_{Si} \mathcal{L}_{Si} + \lambda \mathcal{L}_N, \\ \mathcal{L}_{stage3} &= \mathcal{L}_{IR} + \lambda_{Si} \mathcal{L}_{Si}, \end{aligned} \quad (9)$$

where $\lambda = 0.01$, $\lambda_N = 0.02$, and $\lambda_{Si} = 0.01$. Three stages take 500, 1000, and 500 epochs, respectively. We also apply a progressive training schema with the learning rate decaying in a cosine annealing manner. During training, we use Adam as the optimizer with a learning rate $\alpha_l = 0.001$ decaying to 0.0001 for 2000 epochs.

5. Experiments

Evaluation Metrics. To evaluate the accuracy of the predicted light directions and surface normal, we adopt mean angle error (MAE) in degree. To evaluate the accuracy of recovered light intensity free from the reflectance-light ambiguity, we use the scale-invariant relative error [8], $E_{int} = \frac{1}{f} \sum_{j=1}^f \left(\frac{|\eta e_j - \tilde{e}_j|}{\tilde{e}_j} \right)$, where \tilde{e}_j is the ground truth

⁶Fitted silhouette’s normal is pre-computed based on the geometry intuition, *i.e.*, the projection of silhouette’s normal to xy-plane is likely to be perpendicular to the silhouette if we assume the silhouette is occluding. For objects with non-occluding silhouette, we apply a flexible strategy to use \mathcal{L}_{Si} , please refer to the supplementary material for more details.

⁷Please refer to the supplementary material for more ablation studies about our three-stage training schema and silhouette loss.

light intensity, e_j is the estimated light intensity, and η is calculated through solving $\arg \min_{\eta} \sum_{j=1}^f (\eta e_j - \tilde{e}_j)^2$ by least squares.

Datasets. We evaluate our method on DILIGENT [40] and DILIGENT10² benchmark dataset [36]⁸.

5.1. Performance on DILIGENT [40]

We compare with six state-of-the-art photometric stereo methods on DILIGENT dataset [40], including two unsupervised calibrated PS methods (TM18 [43] and LL22 [25]), two supervised UPS methods (CH19 [8] and CW20 [10]), and an unsupervised UPS method (SCPS-NIR [26]). We also include two baseline methods for PS (LS [48]) and UPS (PF14 [34]).

Surface normal estimation. Table 2 shows that DANI-Net outperforms other UPS methods and achieves comparable performance as the state-of-the-art calibrated PS method LL22 [25]⁹. For READING and HARVEST that contain substantial cast shadow, DANI-Net achieves a superior performance advantage over the other methods because our differentiable handling method simultaneously optimizes the shadow map with other unknowns, ensuring full utilization of shadow cues. For COW and GOBLET with a more prominent anisotropic reflectance as compared to other objects, DANI-Net also achieves the best performance, validating the effectiveness of our anisotropic material model.

Light calibration. As shown in Table 3, our method achieves the best light intensity and the second-best light direction calibration results. Interestingly, although CW20 [10] achieves better light direction calibration results than DANI-Net, it achieves a less comparable performance of surface normal estimation. The reason could be that CW20 [10] and other two-stage methods suffer from the accumulating error brought by the light calibration stage.

Differentiable shadow handling validation. To validate the effectiveness of our differentiable shadow handling method, we compare it with ‘DANI-Net w/o s ’ and ‘DANI-Net w [25]’, which are two alternatives of DANI-

⁸Results on LIGHT STAGE DATA GALLERY dataset [6] and APPLE & GOURD dataset [2] can be found in the supplementary material.

⁹Visual quality comparison on DILIGENT dataset [40] can be found in the supplementary material.

Table 3. Quantitative comparison in terms of MAE of light direction and scale-invariant error of intensity on DiLiGENT benchmark dataset [40]. **Bold numbers** and underlined numbers indicate the best and the second-best results, respectively.

Model	BALL		BEAR		BUDDHA		CAT		COW		GOBLET		HARVEST		POT1		POT2		READING		AVG	
	dir.	int.	dir.	int.	dir.	int.	dir.	int.	dir.	int.	dir.	int.	dir.	int.	dir.	int.	dir.	int.	dir.	int.	dir.	int.
PF14 [34]	4.90	0.036	5.24	0.098	9.76	0.053	5.31	0.059	16.34	0.074	33.22	0.223	24.99	0.156	<u>2.43</u>	0.017	13.52	0.044	21.77	0.122	13.75	0.088
CH19 [8]	3.27	0.039	3.47	0.061	4.34	0.048	4.08	0.095	4.52	0.073	10.36	0.067	6.32	0.082	5.44	0.058	2.87	<u>0.048</u>	<u>4.50</u>	0.105	4.92	0.068
CW20 [10]	1.75	0.027	2.44	0.101	2.86	0.032	4.58	0.075	3.15	0.031	2.98	0.042	<u>5.74</u>	0.065	1.41	0.039	<u>2.81</u>	0.059	5.47	0.048	<u>3.32</u>	0.052
SCPS-NIR [26]	1.43	0.019	1.56	0.019	4.22	0.021	4.41	0.032	4.94	0.062	<u>2.26</u>	0.042	6.41	0.023	3.46	0.030	4.19	0.082	7.34	0.035	4.02	<u>0.037</u>
DANI-Net <i>w/o s</i>	1.25	<u>0.020</u>	2.08	0.026	2.50	0.021	3.09	<u>0.027</u>	2.12	0.059	2.89	0.047	5.27	<u>0.026</u>	4.23	0.031	2.76	0.086	5.45	0.026	3.16	<u>0.037</u>
DANI-Net <i>w</i> [25]	<u>1.24</u>	<u>0.020</u>	<u>1.69</u>	0.024	3.07	0.021	3.28	<u>0.026</u>	<u>2.41</u>	0.058	3.01	<u>0.043</u>	6.47	0.030	4.50	<u>0.029</u>	3.30	0.084	5.37	0.025	3.43	0.036
DANI-Net	1.23	<u>0.020</u>	3.71	<u>0.022</u>	<u>2.63</u>	<u>0.025</u>	<u>3.32</u>	0.029	4.19	<u>0.055</u>	1.65	0.044	6.34	<u>0.026</u>	4.17	<u>0.029</u>	3.42	0.079	3.28	<u>0.028</u>	3.39	0.036




Figure 6. A visual quality comparison on shadow maps (cast and attached shadow) and surface normal among LL22 [25], SCPS-NIR [26], DANI-Net *w/o s*, DANI-Net *w* [25], and DANI-Net on HARVEST from DiLiGENT [40]. The four left columns are images/shadow maps under four light directions, labeled by ABCD, indicated by red dots shown in the light direction figure on the top right. The two right columns are the ground truth or estimated normal maps and error maps. Red boxes highlight prominent regions for easy comparison.

Net without differentiable shadow handling. As compared with DANI-Net, the only difference of the two alternatives are shadow handling method (*i.e.*, DANI-Net *w/o s* uses the same fixed shadow map in SCPS-NIR [26]; DANI-Net *w* [25] uses same shadow handling method in [25]). As can be observed in Table 2 and Table 3, the performance of DANI-Net *w/o s* and DANI-Net *w* [25] drops on surface normal estimation (the average MAE increases 0.33° and 0.52° , respectively), while remains similar on light calibration compared with DANI-Net. However, as shown in Fig. 6, DANI-Net generates much more realistic and smooth shadow maps than its alternatives. This is because the shadow maps’ calculation in [25, 26] suffers from certain limitations. For [26], shadow maps are calculated based on pixel intensities rather than depth and light which can be affected by surface points with dark color; for [25], shadow maps are explicitly calculated based on depth and light but are sensitive to the accumulating error in the depth map at a specific epoch¹⁰. In contrast, DANI-Net overcomes these limitations by explicitly calculating shadow maps based on

¹⁰In [25], they use the same shadow maps as [26] at the beginning but recalculated based on 500 epoch’s normal map and remain fixed afterward.

iteratively optimized depth and light, free from impact of surface points with dark color and accumulating errors in the depth map, leading to high-quality shadow maps.

5.2. Performance on DiLiGENT10² [36]

To conduct an in-depth analysis of DANI-Net regarding its generalization ability on different light conditions and imaging setups, we test DANI-Net on the challenging DiLiGENT10² benchmark dataset [36]¹¹. As the supervised calibrated PS method CNN-PS [19] achieves the best performance on DiLiGENT10² [36] according to [36], we also compare with it in this section.

Surface normal estimation. To evaluate the performance of DANI-Net on a variety of materials, we test it on 10 different materials with two typical shapes of simple BALL and general BUNNY. In addition to the state-of-the-art supervised PS method CNN-PS [19], we also compare with three state-of-the-art UPS methods CH19 [8], CW20 [10], and SCPS-NIR [26]. As can be observed in

¹¹Complete results of all 100 objects for surface normal estimation and light calibration on DiLiGENT10² benchmark dataset [36] can be found in the supplementary material.

Table 4. Quantitative comparison in terms of MAE of surface normal on BALL and BUNNY with 10 different materials from DILIGENT10² benchmark dataset [36]. **Bold numbers** and underlined numbers indicate the best and the second-best results, respectively.

Object	Method	Isotropic Group						Anisotropic			Chall. Group	AVG
		POM	PP	NYLON	PVC	ABS	BAKELITE	AL	CU	STEEL	ACRYLIC	
BALL	CNN-PS [20]	5.10	6.40	4.20	4.50	6.90	7.30	15.90	<u>14.10</u>	<u>16.40</u>	19.10	<u>9.99</u>
	CH19 [8]	4.40	2.10	<u>4.60</u>	4.50	<u>3.20</u>	4.30	<u>15.30</u>	19.70	21.90	42.40	12.24
	CW20 [10]	10.10	3.01	9.84	7.13	5.64	<u>4.94</u>	21.49	24.01	27.04	37.92	15.11
	SCPS-NIR [26]	<u>3.07</u>	<u>2.30</u>	9.28	1.40	5.29	<u>5.23</u>	20.27	26.82	27.11	57.75	15.85
	DANI-Net	2.04	3.15	7.06	<u>4.14</u>	2.87	6.07	3.94	11.75	8.03	<u>34.14</u>	8.32
BUNNY	CNN-PS [20]	24.30	11.40	27.20	7.80	20.80	<u>9.10</u>	<u>12.40</u>	<u>7.70</u>	<u>11.60</u>	<u>14.40</u>	<u>14.67</u>
	CH19 [8]	29.00	18.00	29.00	17.00	28.00	18.00	28.00	16.00	23.00	33.00	23.90
	CW20 [10]	<u>19.88</u>	11.64	22.36	9.49	<u>18.63</u>	12.55	18.03	12.54	17.85	28.54	17.15
	SCPS-NIR [26]	22.81	<u>9.49</u>	26.76	<u>7.44</u>	19.39	9.82	21.52	8.13	18.55	26.20	17.01
	DANI-Net	19.55	7.57	<u>23.82</u>	6.59	16.49	7.81	10.36	6.76	6.16	21.89	12.70

Table 5. Quantitative comparison in terms of MAE of surface normal on the ‘anisotropic group’ of DILIGENT10² benchmark dataset [36] with 10 materials. **Bold numbers** and underlined numbers indicate the best and the second-best results, respectively.

Material	Method	BALL	GOLF	SPIKE	NUT	SQUARE	PENTAGON	HEXAGON	PROPELLER	TURBINE	BUNNY	AVG
AL	CNN-PS [19]	<u>15.90</u>	11.60	<u>14.30</u>	<u>16.10</u>	<u>13.40</u>	<u>14.60</u>	18.30	16.40	25.20	<u>12.40</u>	<u>15.82</u>
	SCPS-NIR [26]	20.27	15.20	25.66	22.60	18.37	24.25	32.38	33.14	<u>31.20</u>	21.52	24.46
	DANI-Net <i>w/o</i> ASG	17.51	<u>10.01</u>	20.45	17.57	14.22	14.78	<u>14.81</u>	28.88	33.61	12.34	18.42
	DANI-Net	3.94	7.23	10.59	14.50	11.56	14.04	14.25	37.09	32.33	10.36	15.59
CU	CNN-PS [20]	<u>14.10</u>	9.20	8.30	13.00	4.90	12.80	10.40	9.60	22.40	7.70	<u>11.24</u>
	SCPS-NIR [26]	26.82	9.86	8.92	25.71	27.16	39.35	11.89	14.72	28.96	8.13	20.15
	DANI-Net <i>w/o</i> ASG	20.03	<u>7.07</u>	<u>7.42</u>	<u>12.03</u>	6.75	22.53	<u>7.38</u>	<u>9.75</u>	24.90	<u>7.40</u>	12.53
	DANI-Net	11.75	6.44	6.08	10.46	<u>6.43</u>	<u>15.89</u>	6.66	10.15	<u>23.79</u>	6.76	10.44
STEEL	CNN-PS [20]	<u>16.40</u>	13.40	<u>16.10</u>	13.90	7.90	15.50	16.90	9.80	21.50	11.60	<u>14.30</u>
	SCPS-NIR [26]	27.11	20.54	29.22	16.07	33.37	36.84	27.23	27.69	34.15	18.55	27.08
	DANI-Net <i>w/o</i> ASG	20.16	<u>8.43</u>	<u>22.89</u>	<u>11.45</u>	17.83	13.60	<u>13.47</u>	<u>20.88</u>	<u>24.71</u>	<u>8.92</u>	16.23
	DANI-Net	8.03	7.50	11.85	9.95	<u>12.95</u>	<u>15.24</u>	11.29	21.63	32.66	6.16	13.73

Table 4, DANI-Net achieves the best performance for surface normal estimation and even outperforms the supervised PS method CNN-PS [19], especially for anisotropic materials of STEEL, CU, and AL. It owes to our anisotropic reflectance modeling and differentiable shadow handling method. However, DANI-Net is less competitive on ACRYLIC material with a translucent effect due to the absence of explicit modeling of translucent BRDFs.

Anisotropic reflectance modeling validation. To further testify the effectiveness of the anisotropic reflectance model in DANI-Net, we conduct experiments on the ‘anisotropic group’ of DILIGENT10² benchmark dataset [40] with 10 different shapes. In addition to the state-of-the-art methods, CNN-PS [19] (supervised and calibrated) and SCPS-NIR [26] (unsupervised and uncalibrated), we also compare with ‘DANI-Net *w/o* ASG’, which is the alternative of DANI-Net with isotropic reflectance modeling. That is, we apply ISG bases instead of ASG bases by setting $r_k^x = r_k^y$ in Eq. (5) during training. As can be observed from Table 5, DANI-Net outperforms CNN-PS [19] and SCPS-NIR [26] for all cases except for shapes of PROPELLER and TURBINE, where the averaged MAE of these two shapes over three materials (*i.e.*, AL, CU, and STEEL) is 26.27°. This is because DANI-Net takes a poor initialization of light from [26] on these two shapes¹². Even so, DANI-Net achieves the best numbers in average across different shapes. Table 5 also shows an observable per-

¹²As compared with [26], the GCNet in [10] provides a better initialization of light for shapes of PROPELLER and TURBINE, which improves DANI-Net’s normal estimation results on these two shapes from 26.27° to 16.21° in average. The study of the impact on using different initialization of light can be found in the supplementary material.

formance degradation of ‘DANI-Net *w/o* ASG’ due to its isotropic reflectance modeling, which indicates the effectiveness of using the anisotropic reflectance model.

6. Conclusion

This paper proposes DANI-Net to address UPS in an unsupervised manner. Thanks to shadow handling and anisotropic reflectance modeling, DANI-Net can address more general objects with complicated shadows and materials. This paper also presents solutions for shadow calculation and surface normal fitting for differentiable shadow handling. Our unsupervised training manner and anisotropic reflectance modeling are beneficial for generalizing DANI-Net to data from different sources.

Limitations and future work. Although our method produces promising results for light conditions and surfaces normal estimation on multiple real-world datasets, it has several limitations. First, DANI-Net cannot handle objects with strong inter-reflections or translucent materials. Second, the image’s noise caused by overexposure or underexposure will degrade the performance of the proposed DANI-Net and other inverse rendering methods. Third, we have a longer testing time compared to [26] (*i.e.*, 34 minutes for DANI-Net vs. 14 minutes for [26] in average per objects in DILIGENT [40]). Given DANI-Net’s performance on anisotropic materials, building up a more sophisticated reflectance model to consider the translucent effect and inter-reflection is worth exploring in the future.

Acknowledgments. This work is supported by National Natural Science Foundation of China under Grant No. 61925603, 62136001, 62088102.

References

- [1] Jens Ackermann, Fabian Langguth, Simon Fuhrmann, and Michael Goesele. Photometric stereo for outdoor webcams. In *Proc. Computer Vision and Pattern Recognition (CVPR)*, 2012. [2](#)
- [2] Neil Alldrin, Todd Zickler, and David Kriegman. Photometric stereo with non-parametric and spatially-varying reflectance. In *Proc. Computer Vision and Pattern Recognition (CVPR)*, 2008. [2](#), [6](#)
- [3] Svetlana Barsky and Maria Petrou. The 4-source photometric stereo technique for three-dimensional surfaces in the presence of highlights and shadows. In *IEEE Transactions on Pattern Analysis and Machine Intelligence (TPAMI)*, 2003. [2](#)
- [4] Peter N Belhumeur, David J Kriegman, and Alan L Yuille. The bas-relief ambiguity. In *International Journal of Computer Vision (IJCV)*, 1999. [1](#), [2](#), [3](#)
- [5] Mark Boss, Raphael Braun, Varun Jampani, Jonathan T. Barron, Ce Liu, and Hendrik P.A. Lensch. Nerd: Neural reflectance decomposition from image collections. In *Proc. International Conference on Computer Vision (ICCV)*, 2021. [3](#)
- [6] Charles-Félix Chabert, Per Einarsson, Andrew Jones, Bruce Lamond, Wan-Chun Ma, Sebastian Sylan, Tim Hawkins, and Paul Debevec. Relighting human locomotion with flowed reflectance fields. In *EGSR*, 2006. [1](#), [6](#)
- [7] Manmohan Chandraker, Sameer Agarwal, and David Kriegman. Shadowcuts: Photometric stereo with shadows. In *Proc. Computer Vision and Pattern Recognition (CVPR)*, 2007. [3](#)
- [8] Guanying Chen, Kai Han, Boxin Shi, Yasuyuki Matsushita, and Kwan-Yee K Wong. Self-calibrating deep photometric stereo networks. In *Proc. Computer Vision and Pattern Recognition (CVPR)*, 2019. [2](#), [3](#), [6](#), [7](#), [8](#)
- [9] Guanying Chen, Kai Han, and Kwan-Yee K Wong. Ps-fcn: A flexible learning framework for photometric stereo. In *Proc. European Conference on Computer Vision (ECCV)*, 2018. [5](#)
- [10] Guanying Chen, Michael Waechter, Boxin Shi, Kwan-Yee K Wong, and Yasuyuki Matsushita. What is learned in deep uncalibrated photometric stereo? In *Proc. European Conference on Computer Vision (ECCV)*, 2020. [1](#), [2](#), [3](#), [6](#), [7](#), [8](#)
- [11] Donghyeon Cho, Yasuyuki Matsushita, Yu-Wing Tai, and In So Kweon. Semi-calibrated photometric stereo. In *IEEE Transactions on Pattern Analysis and Machine Intelligence (TPAMI)*, 2018. [3](#)
- [12] Hin-Shun Chung and Jiaya Jia. Efficient photometric stereo on glossy surfaces with wide specular lobes. In *Proc. Computer Vision and Pattern Recognition (CVPR)*, 2008. [2](#)
- [13] Athinodoros S Georghiades. Incorporating the torrance and sparrow model of reflectance in uncalibrated photometric stereo. In *Proc. International Conference on Computer Vision (ICCV)*, 2003. [1](#), [2](#), [3](#)
- [14] Dan B Goldman, Brian Curless, Aaron Hertzmann, and Steven M Seitz. Shape and spatially-varying brdfs from photometric stereo. In *IEEE Transactions on Pattern Analysis and Machine Intelligence (TPAMI)*, 2009. [2](#), [5](#)
- [15] Shuhei Hashimoto, Daisuke Miyazaki, and Shinsaku Hiura. Uncalibrated photometric stereo constrained by intrinsic reflectance image and shape from silhouette. In *International Conference on Machine Vision Applications (MVA)*, 2019. [6](#)
- [16] Steffen Herbot and Christian Wöhler. An introduction to image-based 3d surface reconstruction and a survey of photometric stereo methods. *3D Research*, 2011. [1](#)
- [17] Tomoaki Higo, Yasuyuki Matsushita, and Katsushi Ikeuchi. Consensus photometric stereo. In *Proc. Computer Vision and Pattern Recognition (CVPR)*, 2010. [2](#)
- [18] Michael Holroyd, Jason Lawrence, Greg Humphreys, and Todd Zickler. A photometric approach for estimating normals and tangents. In *ACM TOG*, 2008. [2](#)
- [19] Satoshi Ikehata. Cnn-ps: Cnn-based photometric stereo for general non-convex surfaces. In *Proceedings of the European conference on computer vision (ECCV)*, pages 3–18, 2018. [7](#), [8](#)
- [20] Satoshi Ikehata, David Wipf, Yasuyuki Matsushita, and Kiyoharu Aizawa. Robust photometric stereo using sparse regression. In *Proc. Computer Vision and Pattern Recognition (CVPR)*, 2012. [8](#)
- [21] James T Kajiya. The rendering equation. In *Proceedings of the 13th annual conference on Computer graphics and interactive techniques*, pages 143–150, 1986. [3](#)
- [22] James T Kajiya and Brian P Von Herzen. Ray tracing volume densities. In *ACM SIGGRAPH computer graphics*, 1984. [3](#)
- [23] Asaf Karnieli, Ohad Fried, and Yacov Hel-Or. Deepshadow: Neural shape from shadow. In *Proc. European Conference on Computer Vision (ECCV)*, 2022. [3](#)
- [24] David J Kriegman and Peter N Belhumeur. What shadows reveal about object structure. *JOSA A*, 2001. [1](#)
- [25] Junxuan Li and Hongdong Li. Neural reflectance for shape recovery with shadow handling. In *Proc. Computer Vision and Pattern Recognition (CVPR)*, 2022. [1](#), [2](#), [3](#), [4](#), [6](#), [7](#)
- [26] Junxuan Li and Hongdong Li. Self-calibrating photometric stereo by neural inverse rendering. In *Proc. European Conference on Computer Vision (ECCV)*, 2022. [1](#), [2](#), [3](#), [4](#), [5](#), [6](#), [7](#), [8](#)
- [27] Shichen Liu, Tianye Li, Weikai Chen, and Hao Li. Soft rasterizer: A differentiable renderer for image-based 3d reasoning. In *Proc. International Conference on Computer Vision (ICCV)*, 2019. [4](#)
- [28] Feng Lu, Xiaowu Chen, Imari Sato, and Yoichi Sato. Symps: Brdf symmetry guided photometric stereo for shape and light source estimation. In *IEEE Transactions on Pattern Analysis and Machine Intelligence (TPAMI)*, 2017. [2](#)
- [29] Ben Mildenhall, Pratul P Srinivasan, Matthew Tancik, Jonathan T Barron, Ravi Ramamoorthi, and Ren Ng. Nerf: Representing scenes as neural radiance fields for view synthesis. In *Proc. European Conference on Computer Vision (ECCV)*, 2020. [3](#), [5](#)
- [30] Yosuke Nakagawa, Hideaki Uchiyama, Hajime Nagahara, and Rin-Ichiro Taniguchi. Estimating surface normals with depth image gradients for fast and accurate registration. In *International Conference on 3D Vision*, 2015. [4](#)
- [31] Diego Nehab, Szymon Rusinkiewicz, James Davis, and Ravi Ramamoorthi. Efficiently combining positions and normals

- for precise 3d geometry. In *ACM transactions on graphics (TOG)*, 2005. 4
- [32] Michael Oechsle, Songyou Peng, and Andreas Geiger. Unisurf: Unifying neural implicit surfaces and radiance fields for multi-view reconstruction. In *Proc. Computer Vision and Pattern Recognition (CVPR)*, 2021. 3
- [33] Dave Pagurek and Jerry Yin. Differentiable shadow rendering, 2020. 4
- [34] Thoma Papadhimitri and Paolo Favaro. A closed-form, consistent and robust solution to uncalibrated photometric stereo via local diffuse reflectance maxima. In *International Journal of Computer Vision (IJCV)*, 2014. 2, 6, 7
- [35] Xiaojuan Qi, Renjie Liao, Zhengzhe Liu, Raquel Urtasun, and Jiaya Jia. Geonet: Geometric neural network for joint depth and surface normal estimation. In *Proc. Computer Vision and Pattern Recognition (CVPR)*, 2018. 4
- [36] Jieji Ren, Feishi Wang, Jiahao Zhang, Qian Zheng, Mingjun Ren, and Boxin Shi. Diligent10²: A photometric stereo benchmark dataset with controlled shape and material variation. In *Proceedings of the IEEE/CVF Conference on Computer Vision and Pattern Recognition*, pages 12581–12590, 2022. 2, 6, 7, 8
- [37] Francesco Sarno, Suryansh Kumar, Berk Kaya, Zhiwu Huang, Vittorio Ferrari, and Luc Van Gool. Neural architecture search for efficient uncalibrated deep photometric stereo. In *Proc. Winter Conference on Application of Computer Vision (WACV)*, 2022. 2, 3
- [38] Steven M Seitz, Brian Curless, James Diebel, Daniel Scharstein, and Richard Szeliski. A comparison and evaluation of multi-view stereo reconstruction algorithms. In *Proc. Computer Vision and Pattern Recognition (CVPR)*, 2006. 1
- [39] Boxin Shi, Yasuyuki Matsushita, Yichen Wei, Chao Xu, and Ping Tan. Self-calibrating photometric stereo. In *Proc. Computer Vision and Pattern Recognition (CVPR)*, 2010. 2
- [40] Boxin Shi, Zhe Wu, Zhipeng Mo, Dinglong Duan, Sai-Kit Yeung, and Ping Tan. A benchmark dataset and evaluation for non-lambertian and uncalibrated photometric stereo. In *IEEE Transactions on Pattern Analysis and Machine Intelligence (TPAMI)*, 2016. 2, 4, 6, 7, 8
- [41] Pratul P. Srinivasan, Boyang Deng, Xiuming Zhang, Matthew Tancik, Ben Mildenhall, and Jonathan T. Barron. Nerv: Neural reflectance and visibility fields for relighting and view synthesis. In *Proc. Computer Vision and Pattern Recognition (CVPR)*, 2021. 3
- [42] Kalyan Sunkavalli, Todd Zickler, and Hanspeter Pfister. Visibility subspaces: Uncalibrated photometric stereo with shadows. In *Proc. European Conference on Computer Vision (ECCV)*, 2010. 3
- [43] Tatsunori Tani and Takanori Maehara. Neural inverse rendering for general reflectance photometric stereo. In *Proc. International Conference on Machine Learning (ICML)*, 2018. 2, 3, 6
- [44] Dor Verbin, Peter Hedman, Ben Mildenhall, Todd Zickler, Jonathan T Barron, and Pratul P Srinivasan. Ref-nerf: Structured view-dependent appearance for neural radiance fields. In *Proc. Computer Vision and Pattern Recognition (CVPR)*, 2021. 3
- [45] Bruce Walter. Notes on the ward brdf. *Program of Computer Graphics, Cornell University, Technical Report*, 2005. 5
- [46] Peng Wang, Lingjie Liu, Yuan Liu, Christian Theobalt, Taku Komura, and Wenping Wang. Neus: Learning neural implicit surfaces by volume rendering for multi-view reconstruction. In *Proc. Conference on Neural Information Processing Systems (NeurIPS)*, 2021. 3
- [47] Eva Weigl, Sebastian Zambal, Matthias Stöger, and Christian Eitzinger. Photometric stereo sensor for robot-assisted industrial quality inspection of coated composite material surfaces. In *International Conference on Quality Control by Artificial Vision (QCAV)*, 2015. 1
- [48] Robert J Woodham. Photometric method for determining surface orientation from multiple images. In *Optical Engineering*, 1980. 1, 2, 6
- [49] Lun Wu, Arvind Ganesh, Boxin Shi, Yasuyuki Matsushita, Yongtian Wang, and Yi Ma. Robust photometric stereo via low-rank matrix completion and recovery. In *Proc. Asian Conference on Computer Vision (ACCV)*, 2010. 2
- [50] Tai-Pang Wu, Kam-Lun Tang, Chi-Keung Tang, and Tien-Tsin Wong. Dense photometric stereo: A markov random field approach. In *IEEE Transactions on Pattern Analysis and Machine Intelligence (TPAMI)*, 2006. 2
- [51] Zhe Wu and Ping Tan. Calibrating photometric stereo by holistic reflectance symmetry analysis. In *Proc. Computer Vision and Pattern Recognition (CVPR)*, 2013. 2
- [52] Limin Xie, Zhan Song, Guohua Jiao, Xinhan Huang, and Kui Jia. A practical means for calibrating an led-based photometric stereo system. In *Optics and Lasers in Engineering*, 2015. 1
- [53] Wuyuan Xie, Zhan Song, and Ronald C Chung. Real-time three-dimensional fingerprint acquisition via a new photometric stereo means. In *Optical Engineering*, 2013. 1
- [54] Yiheng Xie, Towaki Takikawa, Shunsuke Saito, Or Litany, Shiqin Yan, Numair Khan, Federico Tombari, James Tompkin, Vincent Sitzmann, and Srinath Sridhar. Neural fields in visual computing and beyond. In *Computer Graphics Forum*, 2022. 2, 3
- [55] Kun Xu, Wei-Lun Sun, Zhao Dong, Dan-Yong Zhao, Rundong Wu, and Shi-Min Hu. Anisotropic spherical gaussians. In *ACM TOG*, 2013. 5
- [56] Wenqi Yang, Guanying Chen, Chaofeng Chen, Zhenfang Chen, and Kwan-Yee K Wong. Ps-nerf: Neural inverse rendering for multi-view photometric stereo. In *Proc. European Conference on Computer Vision (ECCV)*, 2022. 1, 3
- [57] Wenqi Yang, Guanying Chen, Chaofeng Chen, Zhenfang Chen, and Kwan-Yee K Wong. S³-nerf: Neural reflectance field from shading and shadow under a single viewpoint. In *Proc. Conference on Neural Information Processing Systems (NeurIPS)*, 2022. 1, 3
- [58] Sai-Kit Yeung, Tai-Pang Wu, Chi-Keung Tang, Tony F Chan, and Stanley J Osher. Normal estimation of a transparent object using a video. In *IEEE Transactions on Pattern Analysis and Machine Intelligence (TPAMI)*, 2014. 2
- [59] Yizhou Yu and Johnny T Chang. Shadow graphs and surface reconstruction. In *Proc. European Conference on Computer Vision (ECCV)*, 2002. 1

- [60] Alan Yuille and Daniel Snow. Shape and albedo from multiple images using integrability. In *Proc. Computer Vision and Pattern Recognition (CVPR)*, 1997. 2
- [61] Guangjun Zhang and Zhenzhong Wei. A novel calibration approach to structured light 3d vision inspection. In *Optics & Laser Technology*, 2002. 1
- [62] Kai Zhang, Fujun Luan, Qianqian Wang, Kavita Bala, and Noah Snavely. Physg: Inverse rendering with spherical gaussians for physics-based material editing and relighting. In *Proc. Computer Vision and Pattern Recognition (CVPR)*, 2021. 3
- [63] Xiuming Zhang, Pratul P Srinivasan, Boyang Deng, Paul Debevec, William T Freeman, and Jonathan T Barron. Nerfactor: Neural factorization of shape and reflectance under an unknown illumination. In *ACM TOG*, 2021. 3
- [64] Qian Zheng, Ajay Kumar, Boxin Shi, and Gang Pan. Numerical reflectance compensation for non-lambertian photometric stereo. *IEEE Transactions on Image Processing (TIP)*, 2019. 2
- [65] Qian Zheng, Boxin Shi, and Gang Pan. Summary study of data-driven photometric stereo methods. *Virtual Reality & Intelligent Hardware*, 2020. 2
- [66] Zhenglong Zhou and Ping Tan. Ring-light photometric stereo. In *Proc. European Conference on Computer Vision (ECCV)*, 2010. 2