

1 DOI: 10.13208/j.electrochem.2214012

Article ID: 1006-3471(2022)00-0000-00

2 [Http://electrochem.xmu.edu.cn](http://electrochem.xmu.edu.cn)

3 Electrochemical Synthesis of Nanomaterials and Small 4 Molecules for Electrolytic Hydrogen Production

5
6 Jiaqi Wei, Xiaodong Chen, Shuzhou Li*

7 *(School of Materials Science and Engineering, Nanyang Technological University, 50 Nanyang Avenue, Singapore, 639798,*
8 *Singapore)*

9
10 **Abstract:** Hydrogen is a clean, efficient, renewable energy resource and the most promising alternative to fossil fuels
11 for future carbon-neutral energy supply. Therefore, sustainable hydrogen production is highly attractive and urgently
12 demanded, especially via water electrolysis that has clean, abundant precursors and zero emission. However, current
13 water electrolysis is hindered by the sluggish kinetics and low cost/energy efficiency of both hydrogen evolution
14 reaction (HER) and oxygen evolution reaction (OER). In this regard, electrochemical synthesis offers prospects to
15 raise the efficiency and benefit of water electrolysis by fabricating advanced electrocatalysts and providing more
16 efficient/value-adding co-electrolysis alternatives. It is an eco-friendly and facile fabrication method for materials
17 ranging from molecular to nano scales via electrolysis or other electrochemical operations. In this review, we firstly
18 introduce the basic concepts, design protocols, and typical methods of electrochemical synthesis. Then, we
19 summarize the applications and advances of electrochemical synthesis in the field of electrocatalytic water splitting.
20 We focus on the synthesis of nanostructured electrocatalysts towards more efficient HER, as well as electrochemical
21 oxidation of small molecules to replace OER for more efficient and/or value-adding co-electrolysis with HER. We
22 systematically discuss the relationship between electrochemical synthetic conditions and the product morphology,
23 selectivity to enlighten future explorations. Finally, challenges and perspectives for electrochemical synthesis
24 towards advanced water electrolysis as well as other energy conversion and storage applications are featured.

25
26 **Key words:** electrochemical synthesis; water electrolysis; electrocatalyst; co-electrolysis; organic electrosynthesis;
27 hydrogen evolution reaction

1 1 **Introduction**

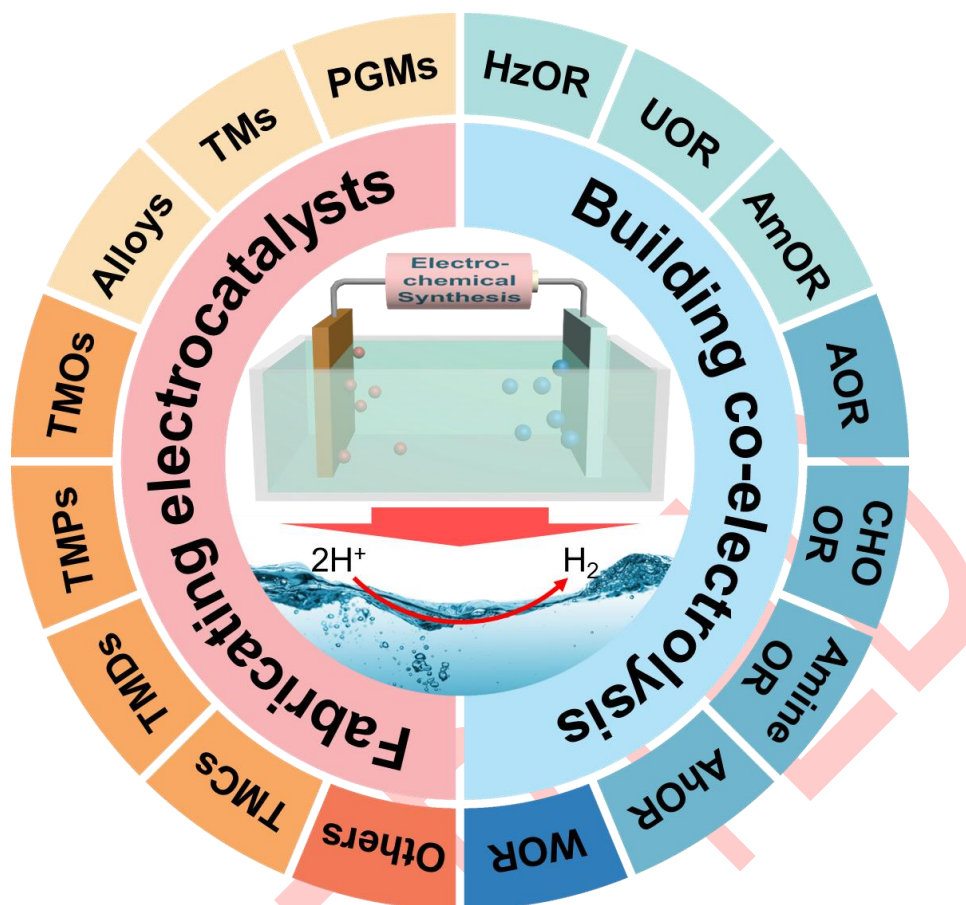
2 Hydrogen is one of the most promising sustainable fossil-free fuels nowadays to meet the
3 challenges of growing global industries, increasing energy demands, and arising climate changes for
4 its highest gravimetric energy density ($142.351 \text{ kJ g}^{-1}$) and clean combustion process (only water
5 produced).^[1-3] Although being eco-friendly, over 95% of nowadays hydrogen is generated by
6 reforming of fossil-fuels, which is a costly and CO_2 emitting process obstructing the sustainable
7 ecology.^[4, 5] Alternatively, hydrogen evolution via water electrolysis has attracted great research
8 attentions as a promising sustainable route for its simple, green and abundant precursor (just water),^{[5,}
9 ^{6]} and high compatibility with renewable electricity (wind turbines, photovoltaics, etc.).^[2]
10 Nevertheless, there remain many constraints on the journey of water electrolysis hydrogen production
11 towards practical applications. For example, significantly higher energy inputs than the
12 thermodynamic equilibrium are always required due to the insufficient diffusion, activation barrier,
13 poor energy efficiency, etc. in practical cases. Moreover, while platinum is recognized as the most
14 efficient electrocatalyst for hydrogen evolution reaction (HER),^[7] its preciousness and high cost hinder
15 it from large-scale applications, and there remains lacking cost-effective electrocatalysts with high
16 durability and activity to replace noble metals. Therefore, developing advanced catalysts and
17 electrolytic systems is pivotal in this field.

18 Explorations in water electrolysis have benefited greatly from nanomaterials.^[1] The large specific
19 surface area, enriched edge/corner active sites, as well as rationally designed composites have greatly
20 boosted the efficiency, durability, and cost-efficiency of HER electrocatalysis. Among various nano
21 synthetic routes, electrochemical synthesis, or electrosynthesis, is a facile, efficient, and green
22 approach.^[8-10] It applies electrical potentials between conducting electrodes, which drive analytes in
23 the electrolyte to be oxidized/reduced at electrode–electrolyte interfaces to form products. It has many
24 advantages over other chemical and thermochemical approaches, such as that (i) the process is usually
25 green without the need of hazardous chemicals or high energy input; (ii) the reactions are usually facile

1 and can be well controlled by the potential, current, precursor concentration, etc. and therefore well-
2 engineered nanomaterials and composites can be obtained; (iii) nanostructures/heterostructures can
3 directly grow on conductive substrates like carbon and platinum. ^[11, 12] Various nanomaterials of
4 metals, alloys, and metal compounds have been electrochemically synthesized with low costs, novel
5 designs, and superior catalytical performances, which have contributed significantly to water
6 electrolysis both in terms of new catalyst development and mechanism investigation.

7 Despite great efforts in developing advanced electrocatalysts towards practical HER, the overall
8 productivity of water electrolysis is also governed by the anodic oxidation. Conventional water
9 electrolysis has oxygen evolution reaction (OER) as the anodic reaction, which usually has higher
10 activation barrier and more sluggish kinetics than HER. ^[13, 14] Moreover, the O₂ generated by OER is
11 less valuable and may contaminate H₂ as a gas impurity, leading to low overall efficiency and profit
12 for hydrogen production. ^[15] The mixture of H₂, O₂, and catalysts may also generate active oxygen
13 species to degrade the electrolysis device. These factors hold the back of water electrolysis towards
14 real applications. In view of this, electrochemical synthesis also provides novel solutions by
15 introducing other anodic electrochemical oxidations to replace OER and form hybrid co-electrolysis
16 systems with HER (also called chemical-assisted HER). ^[13, 15, 16] Indeed, in addition to nano
17 fabrications, electrochemical synthesis can also be extended to small molecules via direct redox
18 reactions at electrode/electrolyte interfaces. ^[17] Various anodic electrochemical syntheses like the
19 oxidation of hydrazine and alcohols, which have highly water soluble precursors, lower potentials and
20 faster kinetics than OER, no competition with HER, inhibits gases crossover, and/or form value-added
21 products, have been employed to replace OER, forming redox couples with HER. Such hybrid
22 electrochemical synthetic systems can therefore produce H₂ in greener and more efficient ways with
23 other possible economically viable products. ^[18, 19]

24



1
2
3
4
5
6
7
8
9

Fig. 1 Scheme of the electrochemical synthesis associated with water electrolysis hydrogen production. The left side lists electrochemical syntheses of HER electrocatalysts, including PGMs, TMs, alloys, TMOs, TMPs, TMDs, TMCs, and others. The right side summarizes electrochemical oxidations of small molecules to form co-electrolysis with HER, including HzOR, UOR, AmOR, AORs, CHOORs, amine ORs, AhORs, and WOR.

10 In short, electrochemical synthesis has played an important role in electrolytic hydrogen evolution
 11 and is promising to contribute further. Herein, we summarize explorations in electrochemical synthesis
 12 associated with electrolytic hydrogen generation. We firstly introduce fundamental aspects, design
 13 protocols, and typical methods of electrochemical synthesis. Then, we summarize the
 14 electrochemically synthesized electrocatalysts for HER (Figure 1), which include platinum group
 metals (PGMs), transition metals (TMs), alloys, and transition metal compounds including oxides

1 (TMOs), dichalcogenides (TMDs), phosphides (TMPs), carbides (TMCs), and others. After that,
2 various electrochemical oxidations of small molecules are discussed as alternatives to OER towards
3 more efficient and/or value-adding co-electrolytic hydrogen production, including the alcohol
4 oxidations (AORs), carbohydrate oxidations (CHOORs), amine oxidations, aldehyde oxidations
5 (AhORs), water oxidation (WOR), and hydrazine oxidation (HzOR), urea oxidation (UOR), ammonia
6 oxidation (AmOR). We focus on electrochemical synthetic methodologies and parameters, including
7 the system design, the reaction potential, current, substrate, electrolyte composition and concentration,
8 electrocatalysts, etc. with tailored outcomes. This is complementary to previous reviews in this field,
9 which rather focused on electrochemical synthesis of nanomaterials itself or for other applications,^{[9,}
10 ^{11, 12]} or electrocatalytic organic synthesis associated with hydrogen production.^[13, 15, 19] Lastly, we
11 also discuss the challenges and perspectives in electrochemical synthesis towards more efficient
12 hydrogen generation as well as other energy conversion and storage applications. The electrochemical
13 synthetic strategies and examples summarized herein, therefore, provide guidance for future
14 explorations.

16 **2 Basic Aspects and Protocols of Electrochemical Synthesis**

17 **2.1 Fundamental Aspects of Electrochemical Synthesis**

18 Electrochemical synthesis, also called electrosynthesis, is performed by applying electricity
19 between two or more electrodes separated by an electrolyte, therefore inducing diffusion of analytes
20 towards the electrode surface and oxidizing/reducing them at the interfaces. It has a long history since
21 1800, when the first voltaic pile and water electrolysis was created – indeed, water electrolysis is also
22 a form of electrochemical synthesis of H₂ and O₂.^[8] A basic electrochemical synthesis system consists
23 of a cathode and an anode, merged in an ionically conducting electrolyte and connected electrically to
24 an external power supply. During an electrochemical synthesis, the anode/cathode is

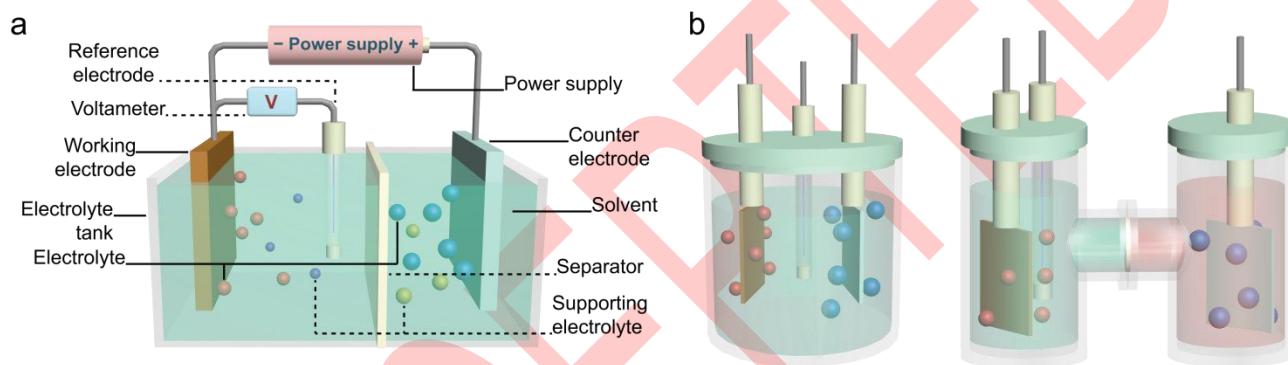
1 positively/negatively charged by the external power source, attracting oppositely charged species in
2 the electrolyte to form electrical double-layers on the electrode surfaces. Once the redox potential of
3 the analyte is reached, the anode extracts electrons from the interfacial species and oxidizes it,
4 analogous to an oxidizing agent, while the cathode provides electrons to the species and reduces it,
5 similar to a reducing agent. The key parameters governing an electrochemical synthesis are therefore
6 the electrifying method, electrolyte concentration and composition, and electrode surface. The reaction
7 temperature, pressure, and atmosphere also show influences on the reaction.

8 With the abovementioned characteristics, electrochemical synthesis has several advantages over
9 chemical and thermochemical routes, which are: (i) more eco-friendly without the needs for
10 oxidants/reductants as well as reduced/oxidized wastes; (ii) energy saving with milder reaction
11 temperatures and pressures; (iii) highly engineerable reaction processes and parameters, and therefore
12 high controllability/selectivity over products; (iv) easily scaled up with greater potentials for practical
13 applications. Also, it has some drawbacks, such as that (i) complete electrochemical devices are
14 required, which can be expensive and hard to maintain; (ii) supporting electrolytes can be required and
15 bring additional cost; (iii) ion exchange membranes can be required to divide cells with metal catalysts
16 and/or dual electrolytes/products; (iv) reactions are limited on conductive interfaces.

17 **2.2 Constructing an Electrochemical Cell for Synthesis**

18 A successful electrochemical synthesis relies on the proper design of the electrochemical system.
19 As shown in Figure 2a, an electrochemical synthetic system usually consists of an electrolyte tank, a
20 power supply, a working electrode (WE) to carry the desired reaction, a counter electrode (CE) to close
21 the electric circuit, an electrolyte to ionically conduct electricity, and sometimes also contains a
22 reference electrode (RE) to steadily monitor the potential change, a separator to separate the cathode
23 and anode, etc. The electrolyte can be further disassembled into solvents and solutes (analytes,
24 supporting electrolytes, additives). The most often used electrochemical cell setups are the two- and
25 three-electrode setups. The two-electrode setup is the most basic form of an electrochemical cell, in

1 which the energy is directly applied between the WE and the CE. The electrodes balance their
2 potentials automatically to meet the redox reaction, and the overall potential difference meets the
3 applied potential. Contrarily, in three-electrode setups, the potential is applied to the WE, which is
4 referred to the constant potential of the RE. The CE's potential is adjusted such that the WE-RE
5 potential difference meets the desired input and the electrochemical circuit is closed. As such, three-
6 electrode setups demonstrate the WE's efficiency rather than the overall cell efficiency, while two-
7 electrode tests can determine the actual efficiency of an electrochemical device.



9
10
11 Fig. 2 a) Scheme of an electrochemical cell consisting (solid lines) a tank, a WE, a CE, a power supply,
12 an electrolyte, and possibly (dash lines) a RE, an additional voltmeter, a separator, and supporting
13 electrolytes. b) Scheme of a typical non-divided cell (left) and a divided “H” cell (right).

14
15 As a part of the interfacial system, the electrode material, which conducts electricity and carries
16 redox reactions, undoubtedly plays a key role in electrochemical synthesis. As mentioned above, the
17 nature of electrochemical synthesis requires electrodes to be conductive and as the substrate of
18 reactions. For a particular electrochemical system, the electrode needs to be electrochemically and
19 chemically stable within the operation potential window. The frequently used electrodes include
20 platinum and carbon as both the cathode and anode, mercury, lead, and silver for the cathode, as well
21 as nickel, magnesium, aluminium, iron, and zinc as the anode.^[20] Each of the electrodes has its pros

1 and cons, which have been well-reviewed elsewhere.^[21] Additionally, various catalysts can be loaded
2 on the conducting electrode surface to promote more efficient redox reactions. Choosing the right
3 material and even the right surface is critical for the success of an electrochemical synthesis.

4 Another dominating component of electrochemical synthesis is the electrolyte. Carrying on
5 electrochemical reactions at the interface, several factors need to be considered to choose appropriate
6 electrolytes: (i) the proton activity, which influences the reduction of radical anions and proton
7 elimination from oxidation-generated radical cations; (ii) the electrochemical window, which should
8 be larger than the operational potential range of an electrochemical synthetic system; (iii) the dielectric
9 constant, which controls the electrolyte dissociation and thus influences its resistance. The main
10 solvents nowadays include: (i) water, which is most widely involved in various inorganic systems but
11 poorly dissolves organic species; (ii) alcoholic solvents, which are good at conducting anodic oxidation
12 with themselves being reduced at the cathode; (iii) amine-based solvents, which have been used usually
13 in reduction and for highly basic species; (iv) acetonitrile (ACN), which has been popular for all types
14 of reactions for its wide electrochemical window and high conductivity; (v) N,N-dimethylformamide
15 (DMF) and dimethyl sulfoxide (DMSO), which have good solubility to many organic and inorganic
16 compounds. There are also many other solvents with special characters being used for electrochemical
17 synthesis, which have been summarized elsewhere.^[8]

18 During syntheses, conductive analytes in the electrolyte could be consumed as precursors.
19 Therefore, supporting electrolytes should be added as charge carriers.^[22] The choice of supporting
20 electrolytes depends on their solubility, interactions in solvents, and compatibility with the redox
21 reaction. Perchlorate (ClO_4^-), tetrafluoroborate (BF_4^-), hexafluorophosphate (PF_6^-), and
22 trifluoromethanesulfonate (CF_3SO_3^-) anions are good candidates for supporting anions for their high
23 oxidization resistance, while the latter three offer additional high stability. Lithium (Li^+) and sodium
24 (Na^+) cations are stable and hardly reduced, thus working well as supporting cations. Nevertheless,
25 they may co-precipitate with the synthetic products on the electrode surface, and sodium salts are rarely

1 soluble in organic solvents. Metal-free choices can be quaternary ammonium cations (NR_4^+ , R could
2 be Me, Et, Bu, etc.), which also facilitate the dissolution of organic species in water.

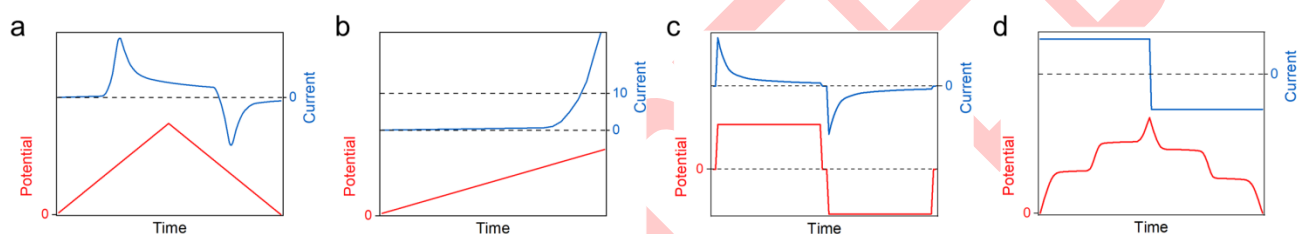
3 Depending on the reaction to be performed and the need to separate electrolytes and analytes,
4 electrochemical synthesis can be carried out in a unified cell or divided cell. As shown in Figure 2b
5 (left), in an undivided cell, the electrolyte can move freely to the cathode or the anode, which is facile
6 and easily adapted for electrochemical synthesis with only one stable target. However, undivided cell
7 fails in cases that both oxidation and reduction proceed with desired products (co-electrolysis), or the
8 analytes, products, intermediates, etc. can undergo further undesired reactions with each other or the
9 electrodes. Under such conditions, it is necessary to divide the cell with a diaphragm so that the
10 catholyte and anolyte do not meet each other. Conventionally, such divided cells often adopt a “H”
11 shape and are referred to as the “H-cell” (Figure 2b, right).

12 Based on the desired product, electrochemical synthesis can happen on either the cathode, anode,
13 or both, which influences the construction of the synthetic system. During electrifying, the anode is
14 electron-lacking and tends to gain electron from reactants and oxidize them. Electrochemical syntheses
15 of metal oxides, nitrides, etc. with higher valance state from pure metal, lower valance metal
16 compounds, etc. happen at the anode.^[12] Oxidations of small molecules towards more value-adding
17 products like AORs, CHOORs, and WOR also take place here.^[16, 23] Contrarily, the cathode is
18 electron-rich and offers electron to reactants to reduce them. Therefore, electrochemical reduction
19 towards pure metals, metal compounds, hydrogen, as well as organic compounds, etc. with lower
20 valances are done on the cathode.^[9, 17, 24, 25] Depending on the electrode of target, the counter-reaction
21 on the opposite electrode may originate from the solvent, sacrificial agent, or other additives in the
22 electrolyte that should have no pollutant to the product. It is also possible to have parallel
23 electrochemical syntheses at both electrodes with desired products, or even combinations of reactants
24 at both electrodes into single products.^[18] This often takes place for the synthesis of molecular products
25 and is referred to as co-electrolysis. It is worth mentioning that, in electrochemical exfoliation

1 introduced later, due to the different definition of cathode and anode, the reaction happens is in the
2 opposite way: the cathode attracts anions and intercalates them to exfoliate itself, while the anode plays
3 with cations.

4 2.3 Electrical Operations for Synthesis and Hydrogen Evolution Analysis

5 With appropriate synthetic systems, various electroanalytical methods can be applied to perform
6 the synthesis or investigate synthetic mechanisms. Based on the electrical parameter under control,
7 most of the electroanalytical methods can be categorized into either potentiostatic or galvanostatic.
8



9
10
11 Fig. 3 Typical potential/current–time curves for a a) cyclic voltammetry, b) linear scanning
12 voltammetry, c) chronoamperometry, and (d) galvanostatic charge/discharge test.

13
14 Potentiostatic operations like cyclic voltammetry (CV) and chronoamperometry apply controlled
15 potentials to cells during electrochemical analyses. CV tests apply a constant potential ramp and record
16 the current response (Figure 3a). Initially, it is merely capacitive since no charge transfer happens.
17 Once the analyte's redox potential is reached, it is reduced/oxidized, and the current peak is observed.
18 After that, the current drops, with which reactions still happen but decrease due to the depletion of
19 reactants near the interface. When the potential is reversely swept, a corresponding redox peak could
20 be captured if the redox product is stable and remains to be converted back. Due to the requirement of
21 more complicated setup and longer reaction time, CV is less used in real electrochemical synthesis.
22 Nevertheless, the informative spectrum allows one to acquire the reaction potential, overpotential,

1 kinetics, reversibility, route, etc. and thus understand reactions electrochemically.^[26] Therefore, CV is
2 seldom absent in analysing synthetic mechanisms or hydrogen evolution performances, especially for
3 those of organic electrochemical syntheses with multiple products. During analyses, the sweep is often
4 one way from smaller to larger potentials, which is therefore called linear scanning voltammetry
5 (LSV). LSV is basically the early parts of CV including the capacitive initiative and sharply raised
6 redox park (Figure 3b).

7 As shown in Figure 3c, chronoamperometry is to fix the electrochemical system at certain
8 potentials and record the time-dependent response of current. It requires simpler electrical functionality
9 and thus equipment than CV, and is intensively employed in electrochemical synthesis, especially in
10 electrodeposition and small molecule syntheses with multiple potential steps and products. Moreover,
11 the I-t curve contains reaction kinetics information of electrochemical synthetic processes, especially
12 for analyte adsorption, which can be mathematically extracted. Therefore, it is often combined with
13 CV, etc. for electrochemical analyses.^[27]

14 If the cell current is controlled, the operation is called galvanostatic. Galvanostatic
15 charge/discharge (GCD) is a typical method by applying a constant current to the electrochemical cell
16 and measuring the potential change over time (Figure 3d). During GCD, the potential changes with
17 time due to the formation of an electrical double-layer. When the potential of a redox reaction is
18 reached, the potential is flattened into a plateau and the redox reaction takes place. As the reaction
19 proceeds towards the equilibrium, the activity decreases and the potential drifts to the second redox
20 plateau. During GCD processes, the current can be tailored to control the reaction rate and thus the
21 product particle size, morphology, etc.^[28] Therefore, it is often used in electrochemical syntheses with
22 sole products, or nanomaterial syntheses that structure, morphology, and/or size matters. It is also used
23 in electrochemical exfoliation, modification, etc.

24 In practical, electrochemical synthesis can be performed either potentiostatically or
25 galvanostatically. While real systems are usually multi-step with side reactions, controlling the

1 potential leads to full control of the synthetic reaction and therefore higher selectivity. Nevertheless,
2 this also leads to longer reaction time and more complicated setup. Contrarily, galvanostatic methods
3 are faster and simpler, but may lead to a mixture of multiple products and therefore lower selectivity.

4 **2.4 Typical Electrochemical Synthesis Methods**

5 Being properly organized as abovementioned, electrochemical syntheses are usually conducted
6 using four typical methods: direct electrochemical oxidation/reduction, electrodeposition,
7 electrochemical exfoliation, and electrochemical modification.

8 Direct electrochemical oxidation/reduction is the most basic form of electrochemical synthesis. It
9 involves oxidation and/or reduction of reactants from the electrolyte or on the electrode surface,
10 directly at the electrode/electrolyte interface. The product, either in gas phase released from the cell,
11 in liquid phase mixed in the electrolyte, or in solid phase precipitated into the electrolyte/on to the
12 electrode, is collected and purified after the reaction. This simple method is usually used for molecular
13 materials synthesis, of which the product usually adopts gaseous or liquid format.^[17]

14 If the product is in the form of a thin film, coating, or nano-decoration on the electrode, the method
15 is usually referred to as electrodeposition, or electroplating.^[29-31] It has a long history over two
16 centuries that originally used to apply metallic coatings on conductive surfaces.^[32] Nowadays,
17 electrodeposition is intensively used to grow metals, ceramics, and even organic coatings on
18 conductive substrates (electrodes) with varying thicknesses, compositions, and nanostructures to build
19 novel catalysts. The substrate of electrodeposition can also be part of the catalyst matrix to form
20 advanced composites. During electrodeposition, the reaction rate and the product size, nanostructure,
21 morphology, density, etc. can be well controlled by tailoring the electrifying method, deposition
22 current, potential, electrolyte, additive, as well as temperature, pressure, etc. with the interplay of many
23 physiochemical factors like crystallography and mass transport behind.

24 In addition to those direct methods, electrochemical syntheses can also be performed combining
25 with other electrochemical systems. Electrochemical exfoliation is a typical synthetic method to

1 fabricate layered nanosheets.^[33-35] It is performed by electrochemically introducing foreign species,
2 often metallic cations and various anions, into the interlayer space of layered materials, which causes
3 structural expansion and loosens the interlayer binding, thus can exfoliate them into single- or few-
4 layer nanosheets. The intercalation is usually performed with a battery-like setup, and both conductive
5 and nonconductive layered nanomaterials such as graphene,^[33] transition metal compounds,^[36]
6 phosphorus,^[37] etc. can be exfoliated. The thickness, defect density, etc. can be controlled by tailoring
7 reaction parameters like intercalation species, potential, current, time, electrolyte composition,
8 exfoliation method, etc.

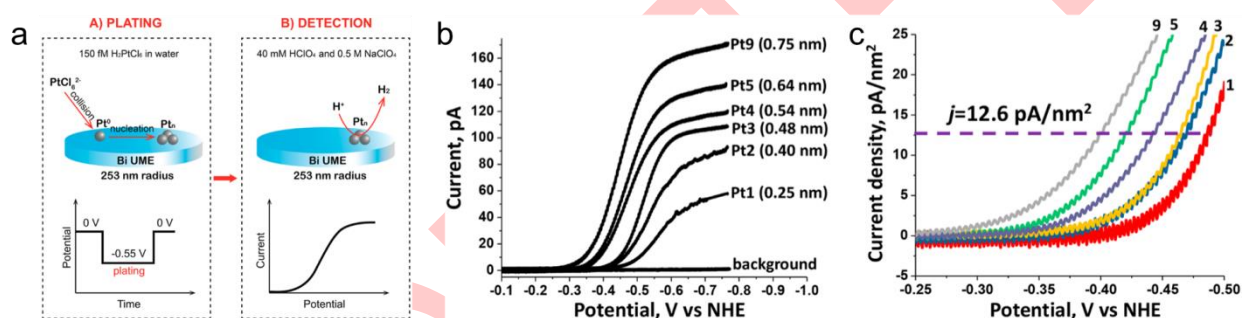
9 Apart from new material fabrication, electrochemical methods have also been intensively used to
10 modify the property of existing materials.^[38] Electrochemical modification is to regulate the physical
11 and chemical properties of materials via electrochemical treatments, usually in a electrochemical
12 device (battery, etc.)-like setup. Compared to other methods, it has milder processes, easier and more
13 precise control, as well as lower chemical and environmental hazards. Various electrochemical
14 modification approaches like intercalation (like exfoliation) and conversion have been developed,
15 which can tune the electronic structure, crystal phase and crystallinity, lattice strain, size and boundary,
16 etc. of the material.

18 **3 Electrochemical Synthesis of Nanomaterials for Hydrogen evolution reaction**

19 **3.1 Metallic Electrocatalysts**

20 As demonstrated by the volcano plot and many research works, Pt group noble metals (Pt, Pd,
21 Ru, Ir, Rh) have superior HER catalysing performance with much smaller hydrogen adsorption energy
22 compared to most other materials.^[1, 3] Considering the high cost of these metals and the interfacial
23 nature of water electrolysis, thin films, nanoparticles, etc. with large surface area-to-volume ratios are
24 desired. Such nanomaterials can be readily fabricated via electrodeposition.^[39-41] Compared to

1 traditional electrodeposition in cyanide-based toxic electrolytes, water and deep eutectic solvents that
 2 are greener, nontoxic, electrochemically more conductive, and more soluble to metals have been good
 3 alternatives for the electrodeposition of metallic catalysts. [42-45] As shown in Figure 4, Bard's group
 4 electrodeposited Pt clusters on bismuth ultramicroelectrode using fmol L⁻¹-level PtCl₆²⁻ aqueous
 5 electrolytes. [45] The resulted Pt clusters show sizes of up to 9 atoms, which are precisely controlled by
 6 the plating pulse of suitable duration and the low precursor concentration with limited diffusion rate.
 7 Once deposited, Pt clusters clearly show activity towards HER, which is not seen with bare
 8 ultramicroelectrode.

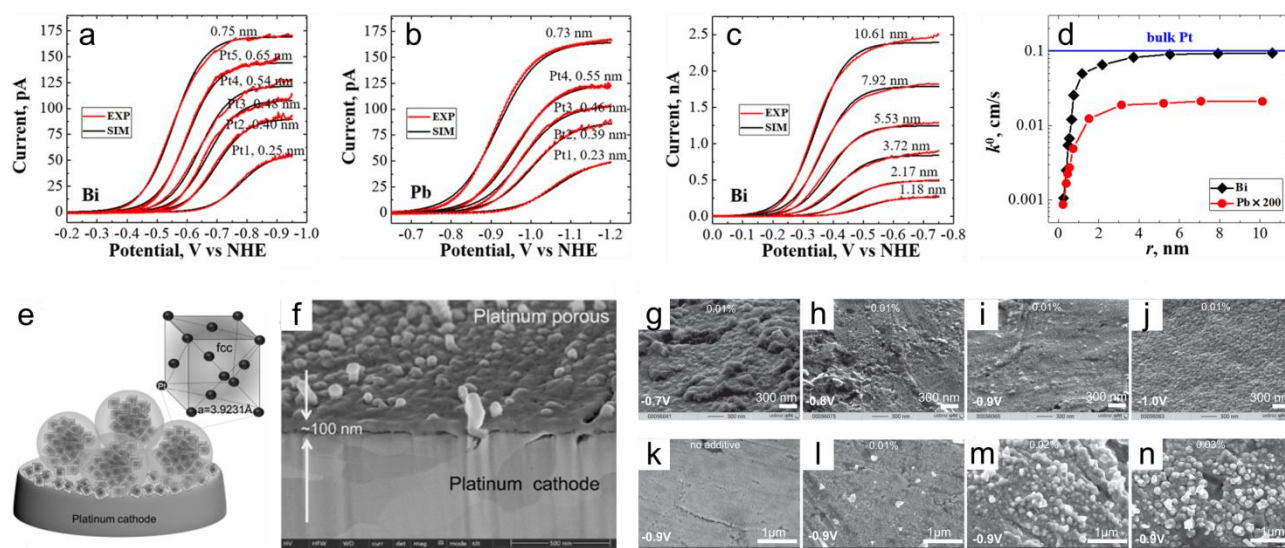


10
 11
 12 Fig. 4 a) Scheme of the electrodeposition and HER analysis protocols for Pt clusters. b) LSV plots for
 13 Pt clusters under 50 mV s⁻¹ in a deaerated 40 mmol L⁻¹ HClO₄ and 0.5 mol L⁻¹ NaClO₄, with which
 14 the cluster size can be estimated. c) Zoomed region in (b) at a current density of 12.6 pA nm⁻², which
 15 demonstrated the increasing HER activity of Pt clusters with sizes. Reproduced with permission from
 16 ref 45. Copyright 2017 American Chemical Society.

17
 18 The size, shape, and facet of noble metals, which are the three key factors influencing their HER
 19 activity, can be well controlled in electrochemical synthesis by adjusting parameters like the charging
 20 protocol, electrolyte composition and concentration, and additive. [46-55] For example, Bard's group
 21 electrodeposited Pt single atom, clusters with one to five atoms, and nanoparticles up to ~ 10 nm radius

1 on ultramicroelectrodes by controlling the electrolyte concentration and deposition time (Figure 5a–
2 c).^[46] The HER kinetics increases as the Pt size increases from a single atom to ~ 4 nm cluster and
3 then reaches a plateau. This is due to a kinetic size effect changing the H• adsorption energy, which
4 approaches the bulk performance at larger enough cluster sizes (Figure 5d).^[6, 56] Other nanostructures
5 like porous Pt, Pt nanopines, etc. have also been achieved by controlling the template, ionic
6 concentration, and current density during electrolysis (Figure 5e, f).^[47, 57, 58] Taking the porous Pt film
7 developed by Schmidt's group as an example, the process involves a two-step reduction of PtCl₄ during
8 electrodeposition, while simultaneous hydrogen evolution causes the porosity development.^[47] The
9 pore size and conductivity of the porous Pt are controllable by tailoring the deposition potential and
10 additive concentration (Figure 5g–n). Kiani et al. introduced CO into the reduction of Pt ion to metallic
11 Pt, leading to significantly reduced deposition amount but much improved mass activity with 31 mV
12 overpotential (the additional potential than the equilibrium required to drive a reaction) and 35 mV
13 dec⁻¹ Tafel slope (correlation factor between the reaction kinetic and the overpotential) at 10 mA cm⁻².
14^[48] The superior activity than commercial Pt/C (27.8 mV at 20 wt% Pt) is likely induced by the enriched
15 Pt(111) surface in the product with maximum tolerance against CO absorption.

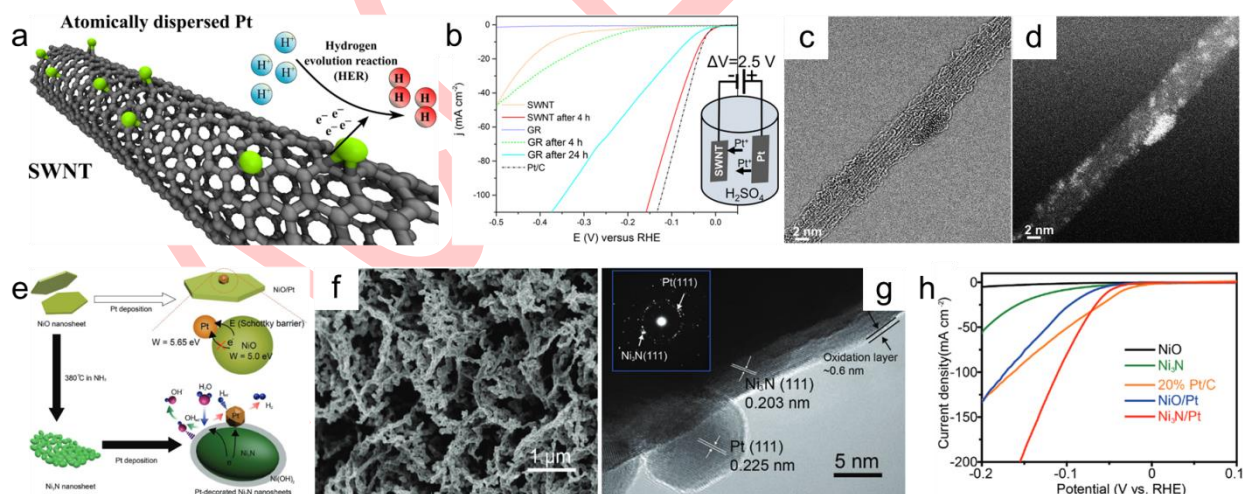
16
17
18



1
2
3 Fig. 5 a–c) The HER voltammograms of Pt clusters (a, b) and nanoparticles (b) on
4 ultramicroelectrodes of Bi (a, c) and Pb (b). The red curves represent experimental results, while the
5 black ones are simulated results. d) The HER kinetic constant as a function of the Pt radius and type
6 of substrates. The blue line represents the one for bulk Pt. The Pb one is magnified 200 times for
7 comparison. Reproduced with permission from ref 46. Copyright 2019 American Chemical Society.
8 e–f) Scheme (e) and SEM image (f) of porous Pt layer electrochemically grown on the Pt cathode. g–
9 j) SEM images of porous Pt obtained from the same electrolyte under different potentials. k–n) SEM
10 images of porous Pt obtained under the same potential at different additive concentrations. Reproduced
11 with permission from ref 47. Copyright 2021 Springer Nature.

12
13 Along the way of catalysts' nano dispersion, various supporting materials also contribute
14 significantly during both the electrochemical synthesis and the electrocatalysis. They offer electrically
15 conducting connections to link nanosized catalysts to the external circuit, and high surface area to
16 enlarge the catalyzing interface. Currently, the most widely used supporting materials are various
17 carbon materials such as carbon nanotube,^[59, 60] graphene,^[61, 62] and activated carbons,^[63] for their
18 high electrical conductance and specific surface area. For example, Laasonen et al. electrochemically

1 deposited sub-nano clustery Pt on the surface of SWCNT, achieving similar HER performance to
 2 commercial Pt/C with more than 60-fold heavier loading (Figure 6a–d).^[59] The curved structure of
 3 thin SWCNT greatly stabilizes Pt clusters and therefore contributes to the atomic-scale dispersion.
 4 Apart from carbon materials, other substrates like metal foam, Ni₃N,^[64] polypyrrole (PPy),^[65]
 5 poly(3,4-ethylenedioxythiophene) (PEDOT),^[66] have also been attempted in electrochemical
 6 synthesis. In addition to high electrical conductance, these substrates also provide other functions like
 7 facilitating water dissociation and/or hydrogen intermediate generation towards advanced HER
 8 (Figure 6e–h). It is also possible to be substrate-less and electrochemically generate metal
 9 nanoparticles at liquid–liquid interfaces to catalyze hydrogen evolution in situ.^[67, 68] By constructing
 10 a water/1,2-dichloroethane immiscible system, Girault’s group has in situ synthesized Pt and Pd
 11 nanoparticles at the interface by electroreduction of PtCl₄²⁻ or PdCl₄²⁻ with DMFc as the electron
 12 donor under the interfacial Galvani potential difference.^[67] The resulted nanoparticles are adsorbed at
 13 the interface and show catalytic properties with a 0.55 V positive polarization.

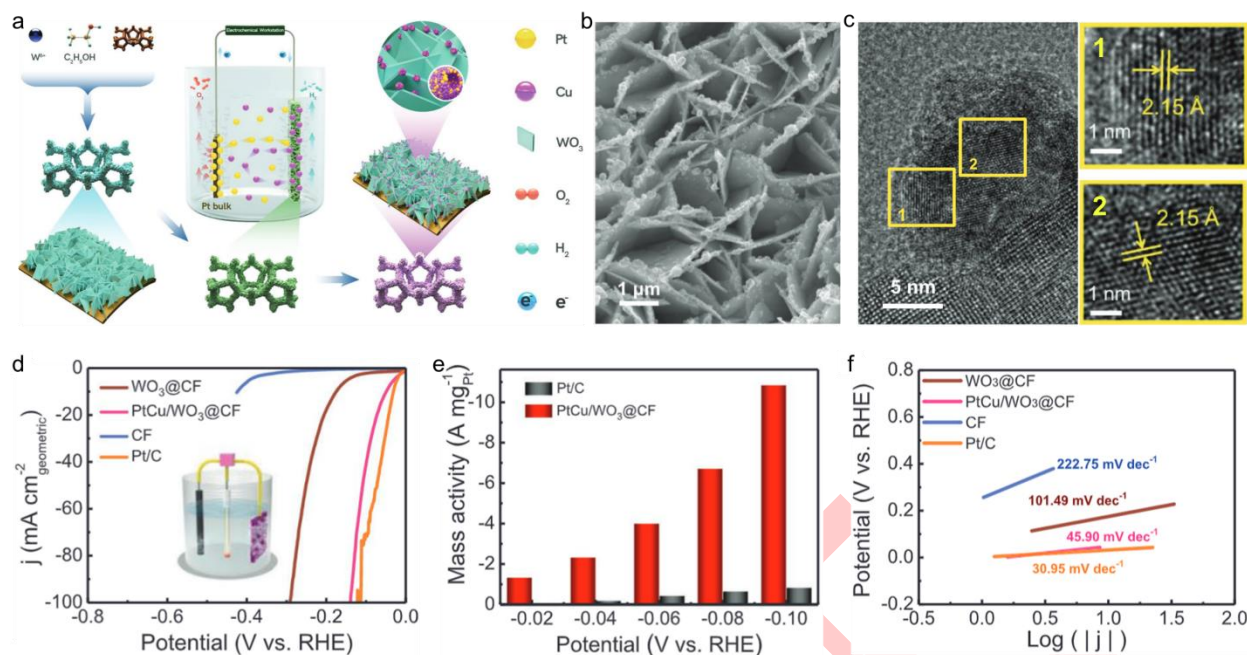


15
 16
 17 Fig. 6 a) Schematic representation of the atomically dispersed Pt on curved CNT surface catalysing
 18 the HER. b) Polarization curves of CNT, graphite, their activated counter parts, and commercial Pt/C,
 19 in a 0.5 mol L⁻¹ H₂SO₄ acidic solution with Pt foil as the counter electrode. The inset shows the

1 activation setup. c–d) Bright field (c) and corresponding high-angle annular dark-field (HAADF) (d)
2 images of a CNT bundle after activation. Reproduced with permission from ref 59. Copyright 2017
3 American Chemical Society. e) Scheme of the electrodeposition of Pt on Ni₃N and the synergetic HER
4 mechanisms of Ni₃N/Pt. f–g) SEM (f) and HRTEM (g) images of Ni₃N/Pt. Inset in (g) is the selected
5 area electron diffraction (SAED) patterns of Ni₃N/Pt. h) HER activity of Ni₃N/Pt in 1 mol L⁻¹ KOH
6 compared with various control groups. Reproduced with permission from ref 64. Copyright 2017 John
7 Wiley and Sons.

8
9 Apart from being used solely, electrochemical synthesis may also integrate with other methods to
10 achieve novel and/or hierarchical structures.^[69-71] For example, Qin's lab electrodeposited Pt on
11 solvothermally pre-synthesized WO₃-on-Cu foam (WO₃@CF).^[71] The process uses bulk Pt as the
12 precursor and utilizes its oxidation, dissolution during acidic OER and reduction during HER, resulting
13 in a PtCu alloy on WO₃@CF nanostructure with well-controlled Pt loading (Figure 7a–c). The
14 PtCu/WO₃@CF electrocatalyst shows ultrahigh Pt mass activity of 1.35 and 10.86 A mg⁻¹_{Pt} at 20 and
15 100 mV overpotentials, 27 and 13 times higher than those of commercial Pt/C catalysts (Figure 7d–f).
16 The origin of such excellent performance is the enhanced reactivity and number of active sites by the
17 hollow sphere structure, as well as the hydrogen spillover effect by the synergy between WO₃ and Pt.
18 Xiao et al. utilized the electrolysis method to produce Pt nanoparticles and carbon quantum dots
19 (CQDs) simultaneously in a double Pt wire setup in propylene carbonate-based electrolytes and
20 merged them onto carbon nanotubes (CNT) in subsequent solvothermal treatment.^[70] The two-step
21 synthesized Pt-CDQs/CNT demonstrates 35.3 mV overpotential at 10 mA cm⁻² for HER, comparable
22 to commercial Pt/C catalyst even at much lower loading (0.81 wt%). By tuning the electrolysis
23 potential, type of supporting electrolyte, etc. the amount and size of Pt NPs and CQDs can be defined.

24



1

2

3 Fig. 7 a) Scheme of the solvothermal–electrodeposition process for preparing PtCu/WO₃@CF. b–c)

4 representative SEM (b) and TEM (c) images of PtCu/WO₃@CF. The zoomed images 1 and 2 (right)

5 in (c) are the enlarged feature in the yellow square 1 and 2 (left). d) LSV plots of PtCu/WO₃@CF and

6 other control catalysts for HER. e) Pt mass-specific current density of PtCu/WO₃@CF and commercial

7 Pt/C at different potentials. f) Tafel plots of PtCu/WO₃@CF and other control catalysts from the LSV

8 result. Reproduced with permission from ref 71. Copyright 2022 John Wiley and Sons.

9

10 To date, noble metals are still the most effective HER electrocatalysts with low overpotentials

11 and fast kinetics. However, their low abundance and high cost prevent them from being commercially

12 applied even under reduced overall usage with small nanoparticles. To this end, alloying engineering

13 to enhance the catalytic performance and further minimize the noble metal usage has been intensively

14 investigated as a promising alternative strategy. [72–74] Electrochemical synthesis has also contributed

15 significantly to this field. For example, Pellicer’s group developed Fe–Pt mesoporous thin films

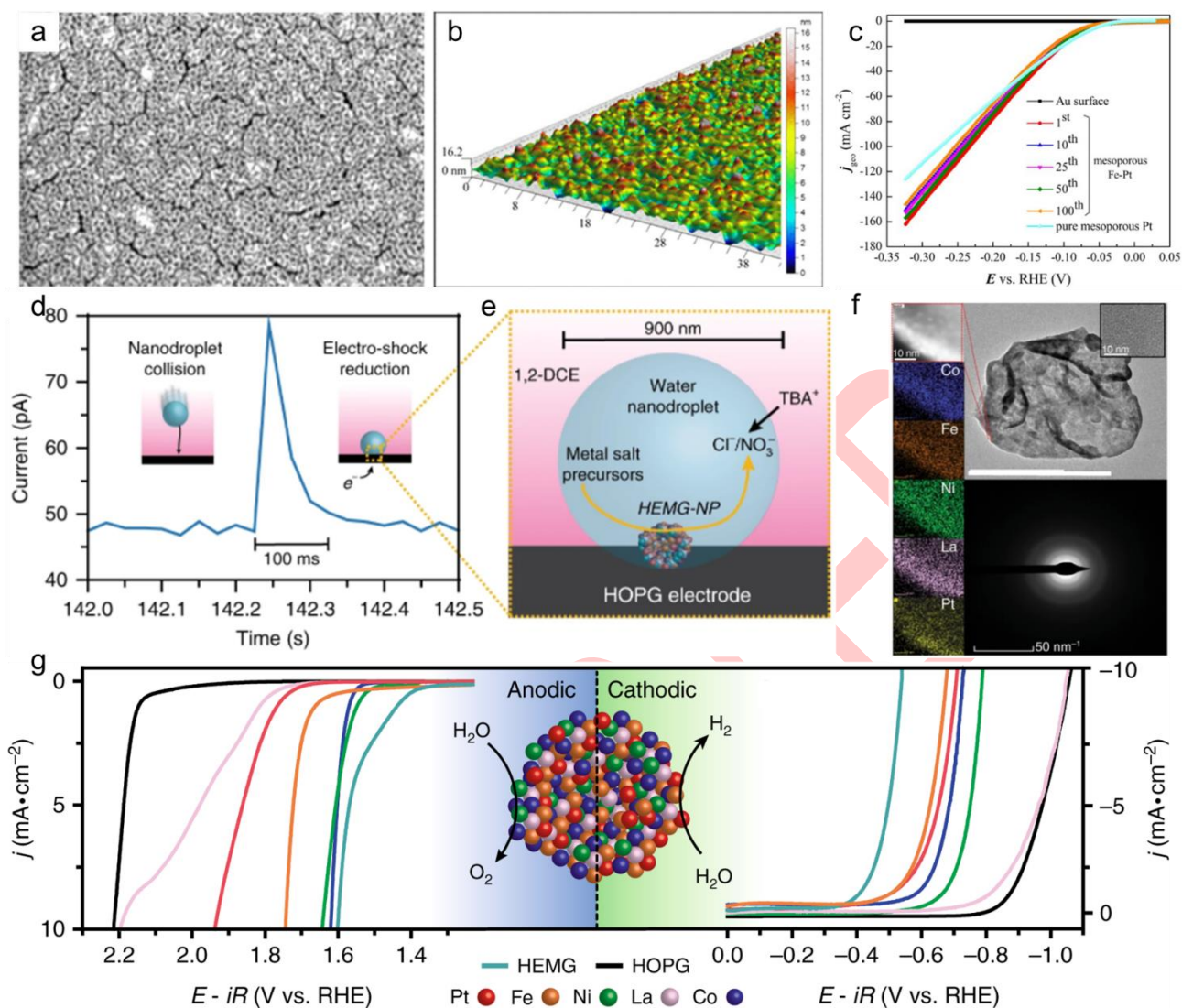
16 through micelle-assisted electrodeposition, which have tailored roughness and Fe content with

17 different metal substrates (Figure 8a–c). [73] Ultra-smooth surface with evenly distributed mesoporous

1 and high Fe content (21 wt%) can be obtained on Au substrate, which shows -7 mV overpotential at
2 10 mA cm^{-2} in 1.0 M KOH alkaline electrolyzer. Various transition metal-based alloys can also be
3 electrochemically fabricated with advanced HER performances.^[75-78] Chung's group electrodeposited
4 $\text{Au}_x\text{Cu}_{100-x}$ foams with controlled ratios by controlling the precursor concentration, and then
5 galvanically displace some of the Cu atoms.^[76] During the process, the Au serves as a buffer to release
6 the mechanical stress and prevent the detachment. Therefore, the tailorable $\text{Pt@Au}_x\text{Cu}_{100-x}$
7 electrocatalysts show advanced catalytic performance in an alkaline electrolyzer. Dick et al. developed
8 a generalized nanodroplet-mediated electrodeposition method to synthesize alloys of up to 8 metallic
9 elements (high-entropy metallic glasses), which provide tunable water electrolysis catalysing
10 performance based on the properties of compositional metals (Figure 8d–g).^[79] By tuning the precursor
11 concentration in nanodroplet, precise control of the alloy stoichiometry can be achieved, with which
12 the CoFeLaNiPt alloy demonstrates superior water electrolysis performance.

13 In addition to alloy catalysts, nonprecious metals such as Ni,^[28, 80, 81] Co,^[82] as well as their alloys,
14^[83-85] have been attempted as even cheaper alternatives and electrochemical synthesis has also been
15 utilized for preparing them.^[25] For example, Lee et al. prepared Ni nanowires by porous alumina
16 templated galvanic electrodeposition, which has a high aspect ratio of 100 and large electrocatalytic
17 active Ni(111) surface, therefore delivering good catalytic performance.^[80] The structure, surface area,
18 and edge facets of the electrodeposited TM are tailorable with the deposition potential, similar to noble
19 metal electrochemical syntheses, therefore adjusting the HER catalytic performances.^[28]

20



1
2
3 Fig. 8 a–b) SEM (a) and confocal (b) images of mesoporous Fe–Pt film electrodeposited on Au. c)
4 LSV curves of the Fe–Pt film on Au. Reproduced with permission from ref 73. Copyright 2018 John
5 Wiley and Sons. d–e) Current response to the nanodroplet collision onto a carbon fiber
6 ultramicroelectrode (d), with the scheme (e) of rapid NP formation at the interface. f) HAADF-STEM
7 images of a CoFeNiLaPt NP with high-resolution EDS images and SAED pattern indicating an
8 amorphous microstructure. g) Electrocatalytic water electrolysis test of CoFeNiLaPt NP (turquoise
9 curve) and each of its components. Reproduced with permission from ref 79. Copyright 2019 Springer
10 Nature.

11

1 3.2 Metal Compound Electrocatalysts

2 Another low-cost yet efficient strategy to catalyze HER is to use non-noble metal compound
3 electrocatalysts for their earth abundance, high accessibility, as well as tunable compositions and
4 properties. To date, great breakthroughs have been accomplished in developing transition metal-based
5 compounds for HER catalyzing, including TMOs, TMNs, TMCs, TMDs, TMPs, TMBs, etc. as well
6 as their composites.^[1, 86] Electrochemical synthesis plays important roles in fabricating and exploring
7 these materials with novel nanostructures and/or mechanisms.

8 TMOs have been intensively studied and used in electrocatalysis and are one of the most
9 promising candidates for HER so far, for their cost-efficiency, stability, accessibility, and
10 sustainability. However, their intrinsic low electrical conductivity and the need for a large surface area
11 make them usually proceed with small nanostructures, conductive dopings, and/or integration with
12 conductive substrates. This is especially suitable for using electrochemical synthesis. For example,
13 Zhang's group constructed ultrathin NiFe layered double hydroxide nanosheets with W-doping via a
14 facile electrodeposition process (Figure 9).^[87] By putting carbon paper (CP) into an aqueous electrolyte
15 containing the metal ions, nanosheets can in situ grow on its surface at -1.0 V vs Ag/AgCl. Adding
16 W^{6+} into the electrolyte leads to W doping, which enhances the electrical conductivity. As a result, the
17 NiFeW/CP exhibits only 239 and 115 mV overpotentials at 10 mA cm^{-2} for OER and HER,
18 respectively, as a bifunctional catalyst in 1 mol L^{-1} KOH. Ma et al. fabricated ultrathin nanosheet
19 arrays of Co_3O_4 and $Co(OH)_2$ via a two-step electrochemical synthesis protocol: electrodeposition of
20 $Co_{0.85}Se$ and then anodic oxidation/cathodic reduction, which effectively catalyze the overall water
21 electrolysis in alkaline and neutral electrolyzers.^[88]

22

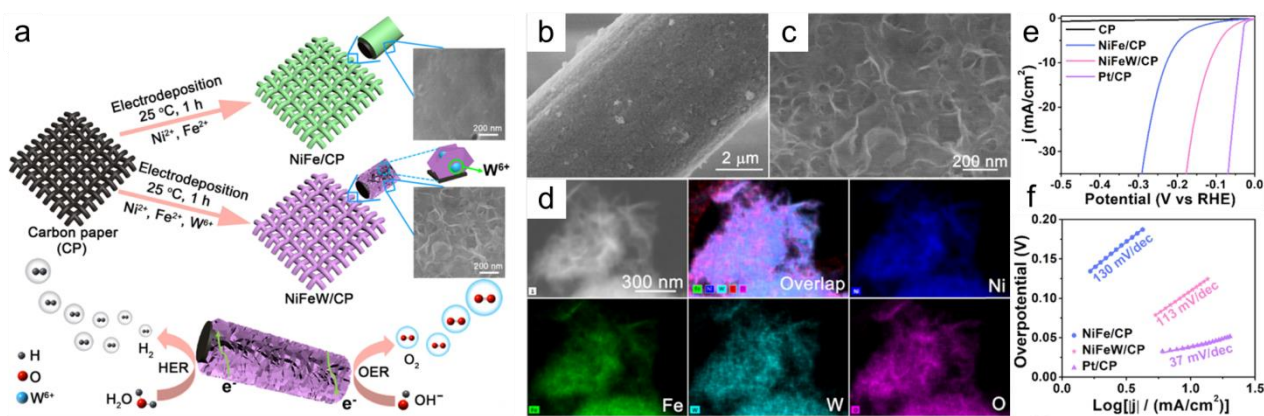
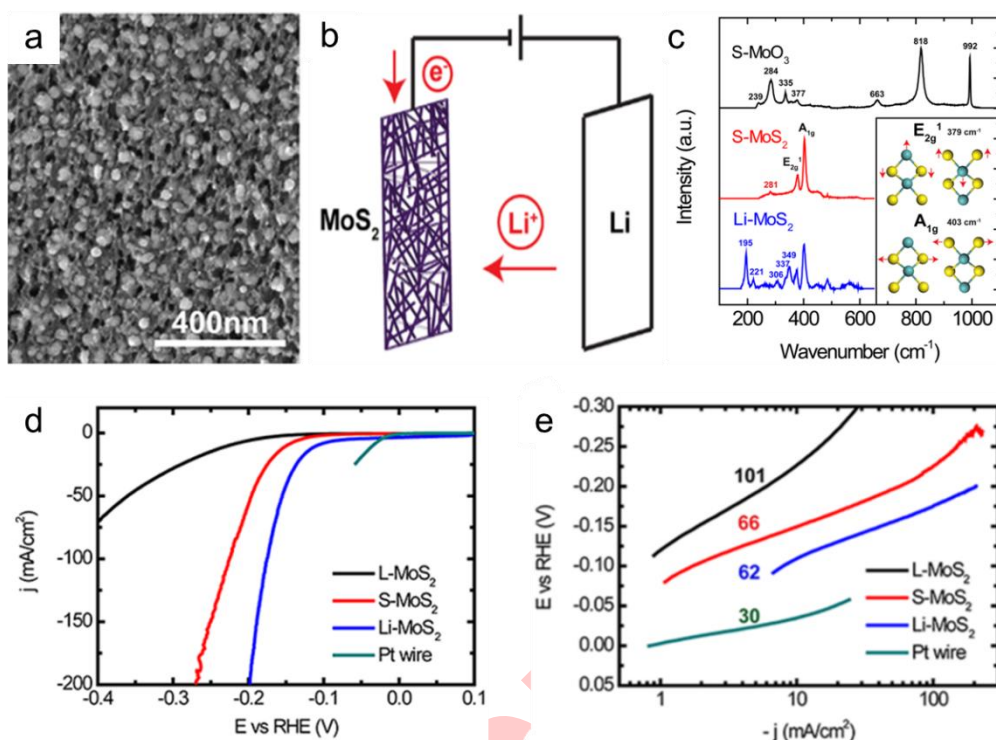


Fig. 9 a) Scheme of the one-step electrochemical synthesis of the NiFeW/CP. b–d) SEM (b, c) and STEM-EDS (d) images of the morphology and elemental distribution of the NiFeW/CP. e–f) HER polarization curves (e) and Tafel (f) curves of the NiFeW/CP and control groups. Reproduced with permission from ref 87. Copyright 2021 American Chemical Society.

In addition to TMOs, TMPs have gained increasing attentions as promising HER catalyzing candidates in recent years for their high proton-trapping ability of highly electronegative P atoms,^[89] and are very capable of electrochemical synthesis.^[90-93] For example, Sun et al. developed a facile potentiodynamic electrodeposition method using common cobalt sulfate and sodium hypophosphite monohydrate.^[94] By applying consecutive linear scan between -0.3 and -1.0 V vs Ag/AgCl, they evenly deposited amorphous Co–P film on a copper foil under rotation, stirring conditions and N₂ atmosphere. The as-prepared catalyst exhibits good performance of -94 and 345 mV overpotentials, 42 and 47 mV dec⁻¹ Tafel slopes at 10 mA cm⁻² for HER and OER, respectively. With this bifunctional catalyst, the overall water splitting can be performed over 1.56 V with a 69 mV dec⁻¹ Tafel slope and 100% FE, rivaling the mature IrO₂/Pt–C system. Using this technique, they further deposited uniform Co–P on copper foam, which shows good bifunctional catalyzing performance towards both HER and 5-hydroxymethylfurfural oxidation, discussed in a later section.^[95]



1

2

3 Fig. 10 a) SEM image of the as-grown MoS₂ NPs on carbon film. b) Scheme of the lithium
 4 intercalation setup to tailor the structure of MoS₂. c) Raman spectra of MoS₂ samples indicating 1T
 5 phase formation after lithiation. d) Polarization curves of MoS₂ samples catalyzing HER. e) Tafel plots
 6 of L-MoS₂, S-MoS₂, Li-MoS₂, and Pt wire. Reproduced with permission from ref 105. Copyright 2014
 7 American Chemical Society.

8

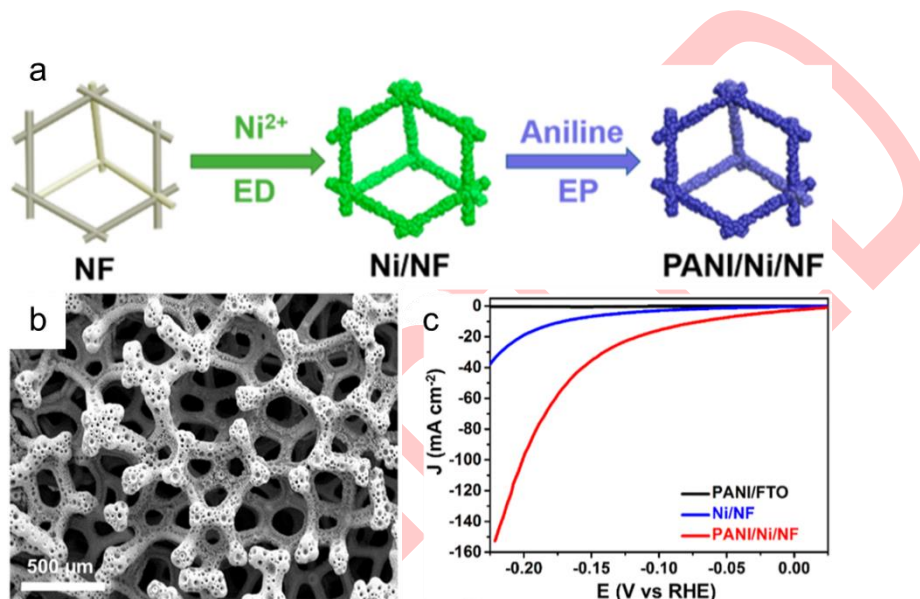
9 To date, TMD is one of the largest groups of materials engaged in electrochemistry. Various
 10 materials like MoS₂,^[96-100] WS₂,^[101, 102] 3rd-row TMDs,^[103] etc. with fascinating structures and
 11 electronic states have been electrochemically synthesized and modified to catalyze HER better. For
 12 example, Shaijumon's group synthesized luminescent MoS₂ quantum dots via an electrochemical
 13 etching method.^[97] They put bulk MoS₂ in aqueous solutions of 1-butyl-3-methylimidazolium chloride
 14 ionic liquid and lithium bis-trifluoromethylsulphonylimide to electrochemically etch it towards
 15 quantum dots. A good size control over the quantum dots can be achieved by tuning the applied
 16 potential and electrolyte composition. The MoS₂ quantum dots demonstrate a small Tafel slope and

1 high exchange-current density for HER in $0.5 \text{ mol L}^{-1} \text{ H}_2\text{SO}_4$, which is due to a large number of active
2 edge sites in quantum dots. The crystal structures (hexagonal, trigonal, rhomboedric) and therefore the
3 electronic configuration of MoS_2 can also be adjusted via electrochemical synthesis approaches. ^[104]
4 Cui et al. built nanostructured MoS_2 into a battery-like system and utilized its interlayer expansion
5 during lithium intercalation to exfoliate it from semiconducting 2H phase to metallic 1T phase (Figure
6 10). ^[105] The resulted catalyst demonstrated 200 mA cm^{-2} HER current density at only 200 mV
7 overpotential.

8 TMCs have received huge attention as HER catalysts in recent years for their high-cost efficiency,
9 electrical conductivity, chemical and thermal stability, and similar electrochemical peculiarity to Pt-
10 based catalysts. ^[106, 107] In 2018, Wang's group electrochemically synthesized N-doped Mo_2C
11 nanoparticles through a one-step solid-state electrolytic reduction. ^[108] The mixtures of MoS_2 and
12 carbon precursors are electrolytically reduced in molten CaCl_2 at $850 \text{ }^\circ\text{C}$, leading to a series of Mo_2C
13 materials. Using PPy as the carbon precursor leads to N-doped Mo_2C with near-spherical nanoparticle
14 morphology. The N doping facilitates active center exposure and modifies the nanoparticle electronic
15 property, therefore leading to a low onset potential of 78.1 mV and a Tafel slope of 59.6 mV dec^{-1} for
16 HER in $0.5 \text{ mol L}^{-1} \text{ H}_2\text{SO}_4$, as well as high activity and stability in a broad pH range (0–14).
17 Furthermore, the synthesis method can be extended to other TMCs like NbC, TiC, and WC. ^[109]

18 In addition to the abovementioned transition metal compounds, some other catalysts like metal-
19 organic frameworks (MOFs) ^[110, 111] and hydroxyphosphates ^[112] have also been electrochemically
20 attempted. For example, Gong's group synthesized terephthalate (tp)-based MOFs of transition metals
21 through a one-step electrodeposition. ^[113] Being used as HER catalyst, the $\text{Ni}_3(\text{OH})_2(\text{H}_2\text{O})_2(\text{tp})_2$ shows
22 only 60 mV overpotential at 10 mA cm^{-2} , which is comparable to commercial Pt/C catalyst. With the
23 help of scanning electrochemical microscopy (SECM), Hod et al. achieved localized electrosynthesis
24 of $\text{Al}_2(\text{OH})_2\text{-TCPP}$ and HKUST-1 MOFs. ^[114] The general SECM-assisted electrochemical synthesis
25 setup involves SECM tip as the working electrode and Pt wire as counter and reference electrodes.

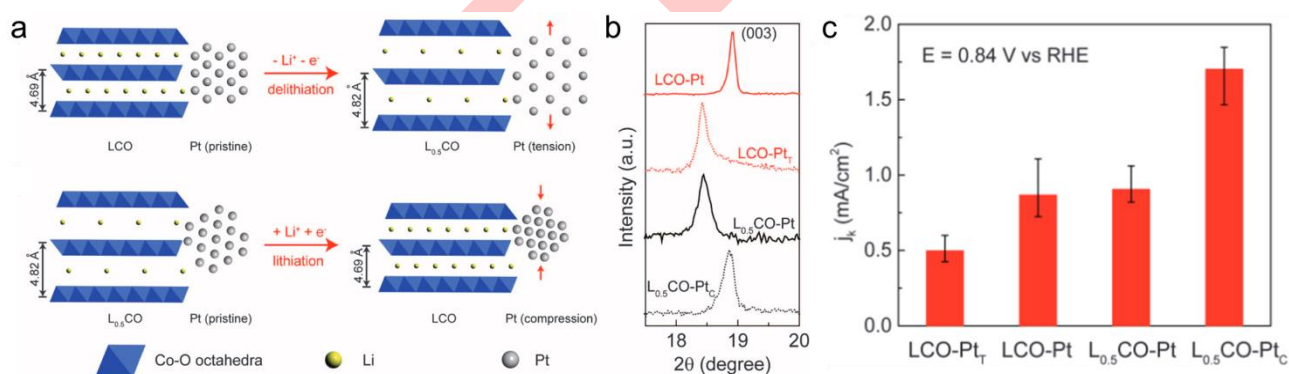
1 During synthesis, the SECM tip was cycled between -0.55 to -1.75 V versus Pt to reduce H_2O into
2 OH^- , which deprotonates the H_4TCPP ligands and reacts with Al_2O_3 to release Al^{3+} . The $\text{Al}_2(\text{OH})_2$ -
3 TCPP MOF then forms locally at the substrate-tip gap due to the high local concentration. SECM was
4 also used to evaluate the electrocatalytic activity of the MOFs by scanning over the surface ~ 10 μm
5 above the catalyst and recording the tip current corresponding to H_2 generation kinetics.



7
8
9 Fig. 11 a) Scheme of the two-step electrodeposition–electropolymerization preparation of
10 PANI/Ni/NF. b) SEM image of PANI/Ni/NF. c) LSV plots of PANI/Ni/NF with control groups in 1.0
11 mol L^{-1} KOH. Reproduced with permission from ref 119. Copyright 2018 American Chemical Society.

12
13 Electrochemical composition of multiple catalysts is a promising approach towards more efficient
14 hydrogen production. ^[115-119] For example, Sun, et al. developed a two-step electrodeposition–
15 electropolymerization strategy to fabricate polyaniline-coated nickel on nickel foam (PANI/Ni/NF)
16 (Figure 11a). ^[119] They firstly electrodeposited Ni nanoparticles onto NF, which shows porous
17 microsphere morphology benefited from simultaneously generated H_2 bubbles. Then, they used the
18 Ni/NF as the working electrode to perform electropolymerization of aniline at a 0.5 mA cm^{-2} current

1 density for 1000 s, leading to a uniform PANI coating layer (Figure 11b). The resulted PANI/Ni/NF
 2 demonstrated superior HER catalyzing activity of 72 mV overpotentials at 10 mA cm^{-2} than bare Ni
 3 or PANI (Figure 11c). Such electropolymerization strategy can also be extended to nickel phosphides
 4 and sulfides. Wiley's group fabricated Cu–Pt core–shell nanowires by electroplating Pt onto Cu. [120]
 5 The electroplating minimizes galvanic replacement and retains the electronic conductance of Cu,
 6 therefore eliminating the need for conductive substrates. As such, the Cu–Pt nanowires exhibit mass
 7 activities up to 8 times higher than the commercial Pt/C electrode, while the films are robust and
 8 flexible. In considering the sluggish kinetics of alkaline HER, Markovic et al. composited clustery
 9 $\text{Ni}(\text{OH})_2$ onto Pt electrode by electrodeposition. [121] The resulted Pt– $\text{Ni}(\text{OH})_2$ composite demonstrated
 10 an 8-fold enhancement in the activity, revealing the dual-site reaction mechanism: an oxide holds water
 11 dissociation and a metal facilitates $\text{H}\cdot$ adsorption, association, and H_2 desorption.



15 Fig. 12 a–b) Schematic illustration of interlayer space changes during lithiation/delithiation of LCO
 16 and therefore the in situ strain applicable on Pt clusters. b) The XRD pattern of LCO (003) peak indicates
 17 the strain. c) The comparison of oxygen reduction activities of strained Pt clusters. Reproduced with
 18 permission from ref 126. Copyright 2016 American Association for the Advancement of Science.

20 Apart from fabricating materials, electrochemical approaches are also efficient in tuning the
 21 properties of existing electrocatalysts. [38] This includes but not limited to the tuning of electronic

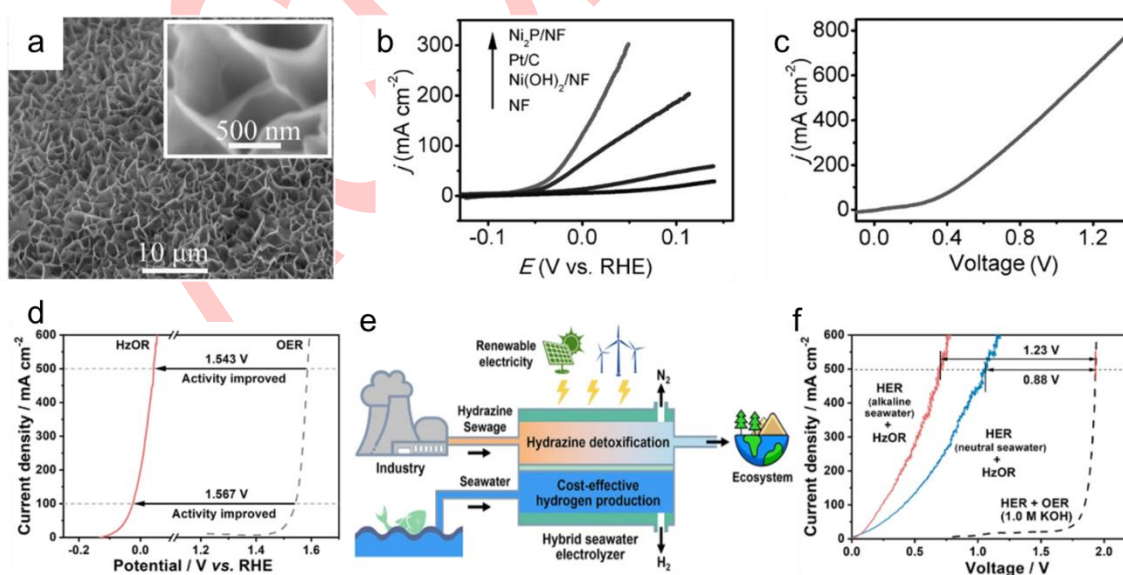
1 structure, ^[122, 123] crystallinity and phase, ^[124, 125] lattice strain, ^[126] etc. For example, Yang's group
2 electrochemically modified the electronic structure of IrO₂ nanoparticles by partially reducing Ir(+4)
3 and trace depositing Pt using a CV process. ^[122] This lowers the hydrogen adsorption energy of IrO₂
4 and thus promotes its HER kinetics. As a result, as-prepared Pt–IrO₂/carbon with 36.6 μg cm⁻²_(Ir+Pt)
5 show excellent HER activity of 5, 22, and 26 mV overpotentials at 10 mA cm⁻² in 0.5 mol L⁻¹ H₂SO₄,
6 1.0 mol L⁻¹ KOH, and 1.0 mol L⁻¹ phosphate buffer solution, respectively. Without exfoliating them,
7 Cui, et al. continuously electrochemically tuned the electronic structure of vertically aligned MoS₂
8 nanofilms by intercalation of Li into the interlayer. ^[124] As a result, the interlayer distance, Mo
9 oxidation state, the 2H-to-1T phase ratio, and therefore the HER catalytic activity can be continuously
10 tuned. They also utilized the interlayer distance changes during lithiation/delithiation of lithium-ion
11 battery electrode to control the strain and therefore the performance of Pt nanoclusters deposited on it
12 (Figure 12). ^[126] They deposited Pt nanoclusters onto pre-lithiated lithium cobalt oxide (LCO)
13 electrodes, then continuously controlled their lattice strain by electrochemically switching the charging
14 and discharging states. As a result, lattice compression and tension of ~ 5% can be achieved for
15 individual Pt nanoclusters, which leads to 90% enhancement and 40% suppression of the catalytic
16 performance, respectively.

18 **4 Electrochemical Oxidations of Small Molecules towards Co-catalysis with Hydrogen Evolution**

19 **4.1 Sacrificial Agent Oxidations**

20 A straightforward way to beat the sluggish OER for more practical water electrolysis hydrogen
21 generation is to replace it using faster oxidations with smaller onset potentials and less contaminating
22 products. Various organics molecules such as hydrazine and urea have been attempted as the sacrificial
23 agent for less energy-intensive hydrogen evolution. ^[18] For example, hydrazine is a good candidate of
24 sacrificial agents for HER. It is industrially significant, water-miscible, and has lower oxidation

1 potential (-0.33 V vs. normal hydrogen electrode (NHE), same for the following reactions, unless
 2 specified) with no catalytical- or environmental-poisoning products. ^[127-129] The HzOR simply crack
 3 hydrazine into nitrogen and water with the aid of hydroxide groups. Using a bifunctional Ni_2P catalyst,
 4 the two-electrode electrolyzer with 1.0 mol L^{-1} KOH and 0.5 mol L^{-1} hydrazine achieves 500 mA cm^{-2}
 5 high current density at only 1.0 V, with high stability and nearly 100% Faradic efficiency (FE) for
 6 HER, far suppressing the counterpart without hydrazine (Figure 13a–c). ^[128] Various bifunctional
 7 catalysts like CoSe_2 and RuP_2 have been developed with advanced HzOR–HER performances. ^[130-134]
 8 Apart from alkaline electrolyzers, hydrazine also serves the sacrificial role well in seawater
 9 electrolysis, a more cost-effective and grid-scale approach to hydrogen production, by beating the
 10 chlorine evolution with its lower potential. ^[135-138] On NiCo/MXene-based electrodes, it reports a
 11 $9.2 \text{ mol h}^{-1} \text{ g}_{\text{cat}}^{-1}$ hydrogen generation rate with a low electricity cost of 2.75 kWh m^{-3} of H_2 at
 12 500 mA cm^{-2} , which is 48% lower than the commercial alkaline water electrolysis (Figure 13d–f). ^[135]
 13 The device can be further made into self-powered by integrating with direct hydrazine fuel cells or
 14 solar cells. ^[135, 139, 140]



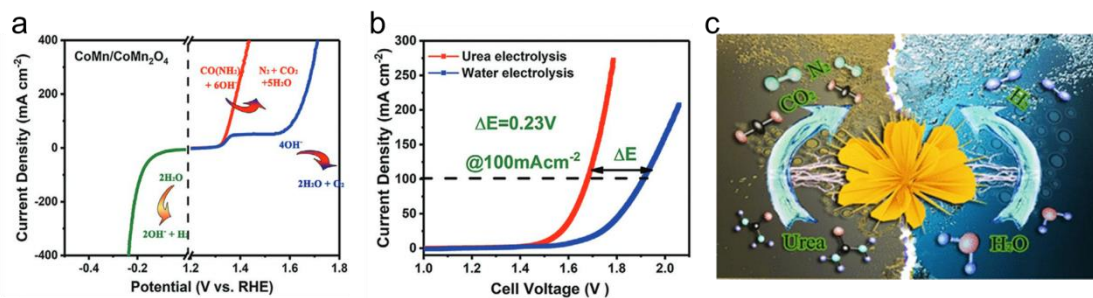
16

17

1 Fig. 13 a) SEM image of Ni₂P nanosheet on Ni foam. b–c) LSV curves of various catalysts towards
2 HzOR in 1 mol L⁻¹ KOH and 0.5 mol L⁻¹ hydrazine (b), and of Ni₂P catalyzed hydrazine-assisted HER
3 in a two-electrode configuration. Reproduced with permission from ref 128. Copyright 2017 John
4 Wiley and Sons. d) LSV curves of NiCo/MXene catalyzing HzOR or OER in 1.0 mol L⁻¹ KOH
5 with/without 0.5 mol L⁻¹ hydrazine, highlighting the favoured HzOR over OER. e) Scheme of a cost-
6 effective and sustainable hydrogen production by renewable-powered seawater electrolyzer with sea
7 water and industrial hydrazine sewage as feeds. f) LSV curves of hydrazine-assisted water electrolysis
8 hydrogen productions compared to alkaline water electrolysis. Reproduced with permission from ref
9 135. Copyright 2021 Springer Nature.

11 After the pioneering sacrificial HER attempt,^[127] various other sacrificial agents like urea,^[141-146]
12 ammonia,^[147] and sodium borohydride with high water solubility and lower oxidation potentials have
13 also been intensively attempted to replace the OER. For example, combining with UOR in the
14 bifunctional CoMn/CoMn₂O₄ catalyzed alkaline electrolyzer, HER shows only -0.069 V to reach 10
15 mA cm⁻², with only 1.51 V two-electrode cell potential (Figure 14a, b).^[144] The urea is oxidized into
16 nitrogen, carbon dioxide, and water during the process. While urea is abundant from various
17 wastewater, UOR-mediated water electrolysis offers an efficient and adaptable route for simultaneous
18 hydrogen evolution and wastewater treatment, both economically and ecologically (Figure 14c).^{[143,}
19 ^{148-150]} Another frequently used sacrificial reaction is AOR, which converts ammonia with hydroxide
20 groups into nitrogen and water.^[75, 151-154] It is also industrially important, environmentally friendly,
21 and more thermodynamically favourable than OER (-0.77 V). With a PtRu bimetallic bifunctional
22 catalyst, HER shows 37.6 mV over potential at 10 mA cm⁻², with the AOR as the counter reaction at
23 an overall cell potential of just 0.72 V in an alkaline electrolyser.^[155]

24



1

2

3 Fig. 14 a) Polarization curve of CoMn/CoMn₂O₄ bifunctional catalyst for HER, UOR, and OER. b)

4 Comparison of the polarization curves of CoMn/CoMn₂O₄ catalyzing alkaline or urea water

5 electrolysis. Reproduced with permission from ref 144. Copyright 2020 John Wiley and Sons. c)

6 Scheme of urea-assisted water electrolysis to cost-effectively degrade wastewater and produce H₂.

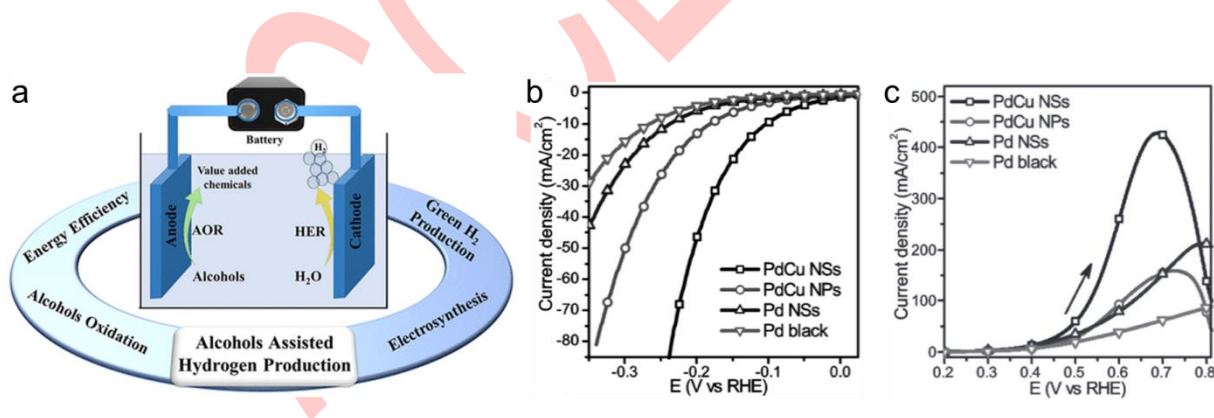
7 Reproduced with permission from ref 149. Copyright 2020 American Chemical Society.

8

9 4.2 Value-Adding Electrochemical Oxidation of Small Molecules

10 Although sacrificial agents efficiently promote hydrogen evolution by reducing the overall
 11 potential and powering the kinetics, they increase the cost of water electrolysis without any valuable
 12 product but just CO₂ and N₂, etc. As such, a more economical and efficient approach is to introduce
 13 oxidations that are more favorable than OER, meanwhile convert sacrificial precursors into value-
 14 added products. [156, 157] This usually lies in the oxidation of various less-valuable small molecules
 15 towards more industrially important intermediates and/or products. Alcohol (ethanol, benzyl alcohol,
 16 ethylene glycol, etc.) oxidations represent a big group of organics electrochemical synthesis, which
 17 adds oxygens to and/or remove hydrogens from the hydroxylated carbons towards carboxylic acids,
 18 ketones, aldehydes, etc. or even CO and CO₂ at lower potentials than OER. [158, 159] They have been
 19 intensively investigated in direct alcohol fuel cells and alcohol-assisted water electrolysis
 20 (electrochemical alcohol reforming) for their cost-effectiveness in converting many petroleum and
 21 biomass-derived feedstocks into value-added chemicals under mild potentials (Figure 15a). [159-161]

1 Taking ethanol as an example, it usually shows lower onset potentials than other alcohols and can save
 2 up to 92% energy consumption for hydrogen generation than that with alkaline water. [162-164] Using
 3 metallic or oxide catalysts, an ethanol-assisted water electrolyzer can generate hydrogen with 10 mA
 4 cm^{-2} and more than 98% FE at potentials lower than 1 V, compared to more than 1.5 V of alkaline
 5 water electrolysis (Figure 15b, c). [164, 165] Simultaneous with HER, the ethanol can be oxidized to
 6 acetates and ethyl acetate that are more valuable than O_2 , and therefore further improve the efficiency
 7 of water electrolysis. [163, 164, 166] Glycerol is also a frequently studied value-adding sacrificial agent,
 8 which is a low-value added-by product of biodiesel. [167] It can be electrochemically oxidized to lactic
 9 acid, a kind of important industrial intermediate with high value, with glyceraldehyde as the
 10 intermediate at a theoretical potential of 0.69 V, far lower than the 1.23 V of OER. [168] Catalyzed by a
 11 bifunctional Ni-Mo-N on carbon cloth, the alkaline HER-GOR electrolyzer only need 1.36 V to
 12 achieve 10 mA cm^{-2} , 0.26 V lower than alkaline water electrolysis without glycerol. [169] The
 13 electrolyzer yields H_2 with 99.7% FE and formate with 95% FE, marking a much more efficient and
 14 profitable process than conventional water electrolysis.



16
 17
 18 Fig. 15 a) Scheme of the electrocatalytic, alcohol-assisted hydrogen productions that save energy and
 19 generate value-adding products. Reproduced with permission from ref 159. Copyright 2021 American
 20 Chemical Society. b–c) LSV polarization curves for the HER (b) and ethanol oxidation (c) catalysing

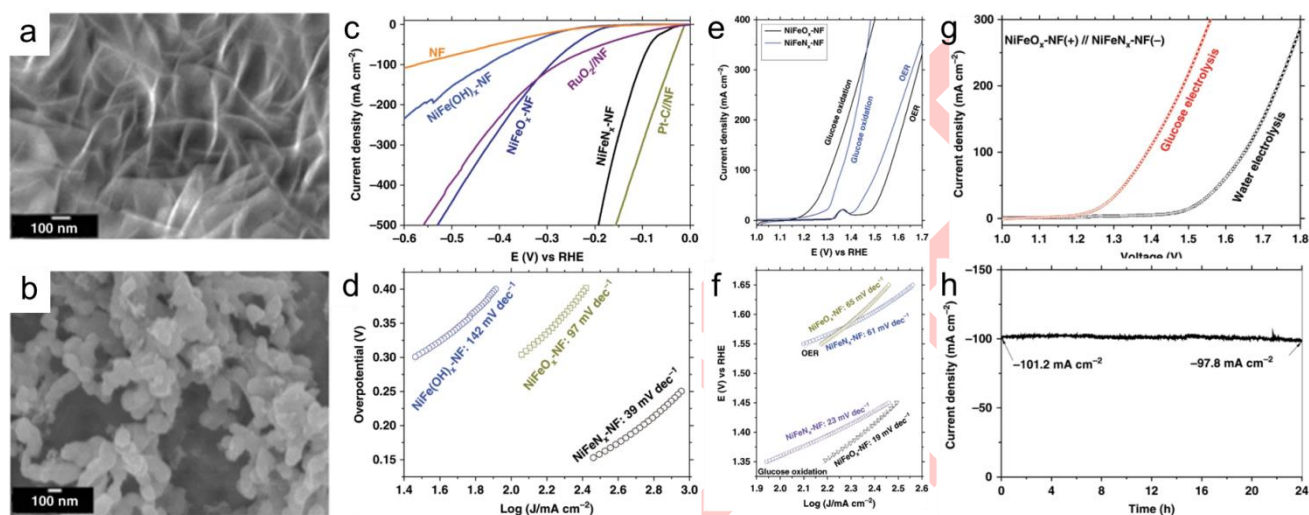
1 with bifunctional 3D PdCu NSs, PdCu NPs, Pd NSs, and Pd black. Reproduced with permission from
2 ref 165. Copyright 2017 John Wiley and Sons.

3

4 While ethanol oxidizes to relatively simple products, oxidation of other alcohols often leads to
5 complicated products like carboxylic acids, carbonates, ketones, and their mixtures. This is due to the
6 multi-step nature of AOR, which leads to thermodynamically uphill intermediates with high kinetic
7 barriers and retards the complete oxidation of alcohols. Fine-tuning the electrocatalyst allows selective
8 oxidation towards desired products.^[170, 171] For example, catalyzed by a PdAg alloy on Ni foam with
9 tailored adsorption energy and d-band centre, a 92% high FE is achieved for selective ethylene glycol
10 oxidation (EGOR) to glycolic acid at 10 mA cm^{-2} with only 0.57 V potential.^[171]

11 Recently, electrochemical synthesis-assisted HER has attracted much attention and many other
12 value-adding biomass-derived compounds like carbohydrates,^[172-174] amines,^[175-178] and aldehydes^{[95,}
13 ^{179, 180]} have been attempted. For example, glucose is one of the most abundant biomass-based
14 chemicals and an important industrial precursor for commodity chemicals like sorbitol and glucaric
15 acid (GRA).^[181] Electrochemical oxidation can convert glucose into abundant products like fructose,
16 5-hydroxymethyl furfural (HMF), carboxylic acids, etc. by direct oxidation, isomerization,
17 dehydration, etc.^[182] Compared to traditional chemical oxidation or microbial fermentation, it
18 eliminates the requirements of high-pressure O_2 and hazardous oxidants, can be performed under
19 milder conditions, and produces fewer by-products via tuning reaction parameters. It is suitable
20 especially at a small scale and the cost efficiency can be even higher with the lower price of renewable
21 electricity.^[183] With lower oxidation potential (0.05 V) than OER, glucose oxidation can efficiently
22 couple with HER to generate H_2 at the cathode and GRA at the anode simultaneously towards higher
23 economic efficiency, from both hydrogen and GRA production points of view.^[172, 184, 185] In 2020,
24 Yu's group designed nanostructured NiFe oxides and nitrides as bifunctional catalysts for glucose-
25 assisted water electrolysis, with which the glucose oxidation demonstrates superior 1.13 V onset

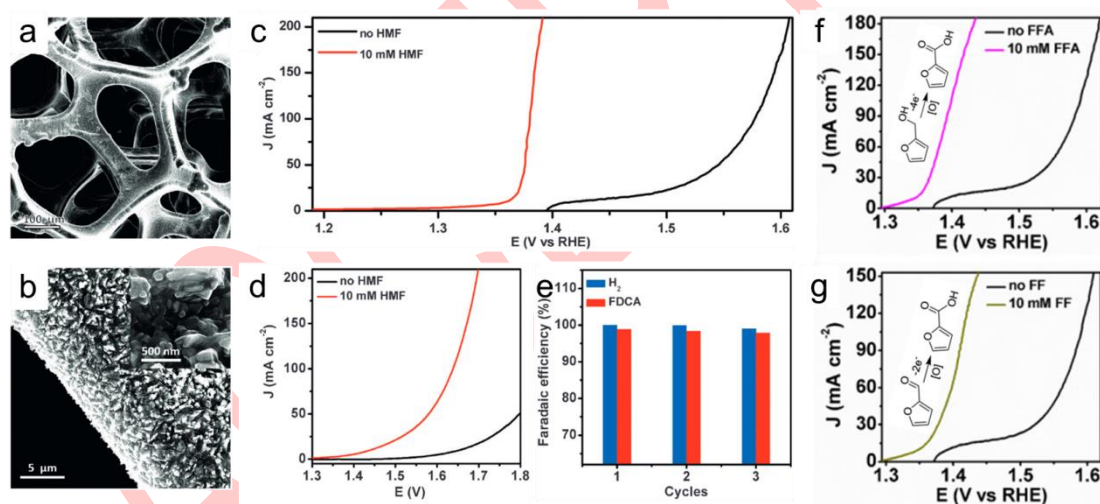
1 potential and 19 mV dec^{-1} Tafel slope, leading to an 87% higher FE and 83% yield for GRA production
 2 (Figure 16).^[172] The two-electrode electrolyzer with NiFeO_x as the anode and NiFeN_x as the cathode
 3 delivers 200 mA cm^{-2} high current density at only 1.48 V, leading to a 54% cost reduction compared
 4 to current chemical approach.



6
 7
 8 Fig. 16 a–b) SEM images of the NiFeO_x -Ni foam (a) and NiFeN_x -Ni foam (b). c–f) The LSV (c, e)
 9 and Tafel slopes (d, f) of NiFeO_x and NiFeN_x for HER (c, d) and GEOR (e, f) in 1 mol L^{-1} KOH with
 10 glucose concentration of 100 mmol L^{-1} under 5 mV s^{-1} scan rate. g–h) Polarization comparison
 11 between glucose or alkaline water electrolysis (g) and long-term stability of glucose electrolysis at 1.4
 12 V cell potential. Reproduced with permission from ref 172. Copyright 2020 Springer Nature.

14 Another typical example is the oxidation of HMF.^[95] It is the dehydration product of reducing
 15 sugars and is used in the food industry. It can be electrochemically converted to 2,5-furandicarboxylic
 16 acid (FDCA), which is an important monomer for polymeric fabrications, by oxidizing the terminal
 17 hydroxylated carbon and aldehyde group into carboxy groups at a lower potential than OER. Therefore,
 18 it can couple with hydrogen evolution.^[186, 187] For example, Sun's lab developed a 3D Ni_2P
 19 nanoparticle arrays on nickel foam (Ni_2P NPA/NF) bifunctional electrocatalyst to couple HMF

1 oxidation with HER in an alkaline electrolyzer (Figure 17a–e).^[179] The system achieved a high current
 2 density of 50 mA cm^{-2} with a voltage 200 mV smaller than the counterpart without HMF added. The
 3 FE for both HER (100%) and HMF oxidation (98%) are high, together with the high catalysing
 4 stability, indicating the superiority of this system. They also used an electrodeposited Co–P
 5 electrocatalyst to achieve a 20 mA cm^{-2} current density at 1.38 V for HMF oxidation with 90% FDCA
 6 yield in a 1.0 mol L^{-1} KOH electrolyzer with 50 mmol L^{-1} HMF.^[94] The two-electrode systems with
 7 bifunctional Co–P achieved 20 mA cm^{-2} at 1.44 V with nearly 100% FE, superior to that with OER.
 8 In addition, other furan compounds like furfuryl, furfural alcohol have also been demonstrated by Sun,
 9 et al. to have favorable oxidation than water, with lower onset potentials and non-polluting, value-
 10 adding products (Figure 17f, g).^[180]



12
 13
 14 Fig. 17 a–b) SEM images of the Ni_2P -based catalyst. c–d) LSV curves of Ni_2P -based catalyst in 1 mol L^{-1}
 15 KOH with/without 10 mmol L^{-1} HMF under 2 mV s^{-1} scan rate for HMF oxidation (c) and HMF-
 16 assisted water electrolysis (d). e) The FE for both hydrogen and FDCA generation as shown in (c, d).
 17 Reproduced with permission from ref 179. Copyright 2016 John Wiley and Sons. f–g) LSV of the
 18 oxidation of furfuryl alcohol (FFA) (f) and furfuryl (FF) using a Ni_3S_2 -based catalyst. Insets show the

1 chemical formula. Reproduced with permission from ref 180. Copyright 2016 American Chemical
2 Society.

3
4 In addition to organic electrochemical synthesis, H₂O₂ is an extremely valuable inorganic
5 commodity chemical. Nowadays, it is mainly produced based on the catalytic reduction of oxygen,
6 named the anthraquinone process, which is not sustainable with scarce catalysts and high energy
7 consumption.^[23] Alternatively, the electrochemical synthesis of H₂O₂ is a more eco-friendly route via
8 oxygen reduction (0.68 V) or water oxidation (1.77 V).^[188] The latter could be highly effective by
9 reforming the only precursor, water, into H₂ and H₂O₂ simultaneously within one electrolyzer, after
10 competing with the lower potential OER.^[189-191] For example, MacFarlane et al. demonstrated water
11 electrochemical oxidation over a MnO_x catalyst, producing both H₂ and H₂O₂ without O₂ evolution.
12^[192] The reaction took place in a butyl ammonium bisulfate electrolytes, which work together with the
13 catalyst leading to only 150 mV overpotential at 1 mA cm⁻², and helps to stabilize the H₂O₂ by
14 solvation. Facilitated by solar energy, Sayama et al. were able to further reduce the reaction potential
15 even lower than the theoretical one.^[190] They designed a photoelectrode system with a WO₃/BiVO₄
16 photoanode, which achieves 54% selectivity and 2 mmol L⁻¹ accumulation for H₂O₂ at 5 °C in 2.0 mol
17 L⁻¹ KHCO₃ electrolyte.

19 **5 Future Perspectives**

20 Despite numerous achievements that have been down, there remain many challenges and
21 opportunities along the journey of electrochemical synthesis-assisted water splitting towards practical
22 applications.

23 Firstly, although many electrodeposition and electrochemical exfoliation strategies have been
24 developed to fabricate effective water electrolysis catalysts, they are usually unfeasible for advanced
25 nanostructures and compositions. This is especially true for transition metal compounds, which usually

1 adopt complicated compositions and crystal structures, nanostructures beyond the scope of
2 conventional electrochemical synthesis. Considering the inherent limitations of those methods,
3 developing novel and interdisciplinary electrochemical synthesis systems with new reaction designs
4 and/or introducing characters from other electrochemical systems (batteries, ^[126] capacitors, ^[193] etc.)
5 into synthesis processes, is desired to open new avenues for electrochemical synthesis in water
6 electrolysis and other fields.

7 Secondly, although co-electrolytic hydrogen production has been proven an efficient alternative
8 to intrinsic water electrolysis and many sacrificial or value-adding routes have been developed,
9 discovering and developing new co-electrolysis systems with lower energy consumption, faster
10 kinetics, and more valuable processes is always desired. There remain many attractive electrochemical
11 oxidation processes like CO₂ oxidation, ^[194] and nitrogen oxidation, ^[195, 196] with favoured lower
12 potentials and/or value-adding products that are promising for co-electrolysis with HER but hindered
13 by some inherent limitations. Integrating these reactions with HER will bring co-electrolytic hydrogen
14 production to a new height. Moreover, efficient separation and purification of the co-electrolysis
15 products are also key factors for their practical applications.

16 Thirdly, although intensive mechanism investigations have been done on the original water
17 electrolysis consisted of HER and OER, working principles of co-electrolysis systems are different
18 from those and remain poorly attained. In co-electrolysis systems, more than one kind of analytes are
19 added, and more than one kind of products are obtained. The catalyzing mechanisms of anodic
20 oxidations, the interactions of chemical species, and their influences on HER should be brought to the
21 forefront to better understand and therefore develop co-electrolysis systems towards more efficient
22 hydrogen and value-adding species production. In situ and operando characterization such as X-ray
23 spectroscopy and TEM, as well as theoretical analysis such as DFT and MD can be pivotal in revealing
24 the scientific basis. ^[193, 197] Moreover, the oxidation of biomasses and nucleophiles could be
25 enlightening in this field.

1 Fourthly, in addition to exploring and optimizing co-electrolysis reactions, designing advanced
2 catalysts for the systems is of equal importance. Considering the wide variety of co-electrolysis
3 systems, no general catalyst may be available and specific catalysts should be designed for specific
4 systems. Currently, most of the co-electrolysis systems are driven by bifunctional catalysts, which
5 catalyze both HER and oxidations within one uniform system. With a deeper understanding of various
6 electrochemical oxidations, specific catalysts for the anode, or bifunctional catalysts that are
7 specifically efficient for the designated system with high activity, selectivity, and durability should be
8 developed, accompanied by the mechanism investigations.

10 **6 Conclusions**

11 This review summarizes the current status of electrochemical syntheses applied in the field of
12 water electrolysis hydrogen production, both in terms of fabricating novel electrocatalysts and
13 developing OER-alternating co-electrolysis systems. In the paper, the concepts of electrochemical
14 synthesis and various protocols, methods for building appropriate synthetic systems are firstly
15 introduced. For fabricating nanostructured HER catalysts, electrodeposition, electrochemical
16 exfoliation, as well as electrochemical modification have been utilized to synthesize metallic catalysts
17 including noble metals, alloys, transition metals, and metal compound catalysts including TMOs,
18 TMPs, TMDs, TMCs, MOFs, etc. The effects of tuning the synthetic potential, current, time, solvent,
19 supporting electrolyte, additive, and substrate, etc. have been discussed. In terms of replacing OER for
20 co-electrolytic HER, both sacrificial oxidations like HzOR, UOR, AmOR, and value-adding
21 electrosynthesis like AOR, CHOR, AhOR, WOR, etc. have been summarized. Lastly, we discussed
22 current challenges and opportunities for electrochemical synthesis towards practical electrolytic
23 hydrogen production as well as other electrochemical applications, which provides guidelines for
24 future research.

1 **Acknowledgements:** The authors acknowledge financial supports from Singapore Ministry of
2 Education Academic Research Fund Tier 2 (Grant No. MOE-T2EP10220-0005) and Academic
3 Research Fund Tier 1 (Grant No. RG104/18). The authors are grateful to Dr. Zhisheng Lv and Mr.
4 Haoyang Fu for helpful discussion.

5
6 **References:**

- 7 [1] Zhu J, Hu L S, Zhao P X , Lee L Y S, Wong K-Y. Recent Advances in Electrocatalytic
8 Hydrogen Evolution Using Nanoparticles[J]. *Chem. Rev.*, 2020, 120(2): 851-918.
- 9 [2] Vesborg P C K, Seger B, Chorkendorff I. Recent Development in Hydrogen Evolution
10 Reaction Catalysts and Their Practical Implementation[J]. *J. Phys. Chem. Lett.*, 2015, 6(6):
11 951-957.
- 12 [3] Seh Z W, Kibsgaard J, Dickens C F, Chorkendorff I, Nørskov J K, Jaramillo T F. Combining
13 Theory and Experiment in Electrocatalysis: Insights into Materials Design[J]. *Science*, 2017,
14 355(6321): 146-157.
- 15 [4] Zou X X, Zhang Y. Noble Metal-Free Hydrogen Evolution Catalysts for Water Splitting[J].
16 *Chem. Soc. Rev.*, 2015, 44(15): 5148-5180.
- 17 [5] Dubouis N, Grimaud A. The Hydrogen Evolution Reaction: From Material to Interfacial
18 Descriptors[J]. *Chem. Sci.*, 2019, 10(40): 9165-9181.
- 19 [6] Zheng Y, Jiao Y, Jaroniec M, Qiao S Z. Advancing the Electrochemistry of the Hydrogen-
20 Evolution Reaction through Combining Experiment and Theory[J]. *Angew. Chem. Int. Ed.*,
21 2015, 54(1): 52-65.
- 22 [7] Yang L, Luo Z Y, Ge J J, Liu C P, X W. Research Progress in Hydrogen Evolution Low
23 Noble/Non-Precious Metal Catalysts of Water Electrolysis[J]. *J. Electrochem.*, 2018, 24(6):
24 572-588.
- 25 [8] Leech M C, Lam K. A Practical Guide to Electrosynthesis[J]. *Nat. Rev. Chem.*, 2022, 6: 275-
26 286.
- 27 [9] Li G-R, Xu H, Lu X-F, Feng J-X, Tong Y-X, Su C-Y. Electrochemical Synthesis of
28 Nanostructured Materials for Electrochemical Energy Conversion and Storage[J]. *Nanoscale*,
29 2013, 5(10): 4056-4069.
- 30 [10] Liu R, Duay J, Lee S B. Electrochemical Formation Mechanism for the Controlled Synthesis
31 of Heterogeneous MnO₂/Poly(3,4-Ethylenedioxythiophene) Nanowires[J]. *ACS Nano*, 2011,
32 5(7): 5608-5619.
- 33 [11] Petrii O A. Electrosynthesis of Nanostructures and Nanomaterials[J]. *Russ. Chem. Rev.*, 2015,
34 84(2): 159-193.
- 35 [12] Therese G H A, Kamath P V. Electrochemical Synthesis of Metal Oxides and Hydroxides[J].
36 *Chem. Mater.*, 2000, 12(5): 1195-1204.
- 37 [13] Xu Y, Zhang B. Recent Advances in Electrochemical Hydrogen Production from Water
38 Assisted by Alternative Oxidation Reactions[J]. *ChemElectroChem*, 2019, 6(13): 3214-3226.
- 39 [14] Liu K W, Zhang C L, Sun Y D, Zhang G H, Shen X C, Zou F, Zhang H C, Wu Z W, Wegener
40 E C, Taubert C J, Miller J T, Peng Z M, Zhu Y. High-Performance Transition Metal Phosphide
41 Alloy Catalyst for Oxygen Evolution Reaction[J]. *ACS Nano*, 2018, 12(1): 158-167.
- 42 [15] Li Y, Wei X F, Chen L S, Shi J L. Electrocatalytic Hydrogen Production Trilogy[J]. *Angew.*
43 *Chem. Int. Ed.*, 2021, 60(36): 19550-19571.

- 1 [16] You B, Han G Q, Sun Y J. Electrocatalytic and Photocatalytic Hydrogen Evolution Integrated
2 with Organic Oxidation[J]. *Chem. Commun.*, 2018, 54(47): 5943-5955.
- 3 [17] Yan M, Kawamata Y, Baran P S. Synthetic Organic Electrochemical Methods since 2000: On
4 the Verge of a Renaissance[J]. *Chem. Rev.*, 2017, 117(21): 13230-13319.
- 5 [18] Chen L S, Shi J L. Co-Electrolysis toward Value-Added Chemicals[J]. *Sci. China Mater.*, 2022,
6 65(1): 1-9.
- 7 [19] Garlyyev B, Xue S, Fichtner J, Bandarenka A S, Andronesco C. Prospects of Value-Added
8 Chemicals and Hydrogen via Electrolysis[J]. *ChemSusChem*, 2020, 13(10): 2513-2521.
- 9 [20] Pletcher D, Walsh F C. *Industrial Electrochemistry*[M]. Springer Dordrecht, 1993.
- 10 [21] Heard D M, Lennox A J J. Electrode Materials in Modern Organic Electrochemistry[J]. *Angew.*
11 *Chem. Int. Ed.*, 2020, 59(43): 18866-18884.
- 12 [22] Izutsu K. *Electrochemistry in Nonaqueous Solutions*[M]. John Wiley & Sons, Inc., 2002.
- 13 [23] Campos-Martin J M, Blanco-Brieva G, Fierro J L G. Hydrogen Peroxide Synthesis: An
14 Outlook Beyond the Anthraquinone Process[J]. *Angew. Chem. Int. Ed.*, 2006, 45(42): 6962-
15 6984.
- 16 [24] Yount J, Piercey D G. Electrochemical Synthesis of High-Nitrogen Materials and Energetic
17 Materials[J]. *Chem. Rev.*, 2022, 122(9): 8809-8840.
- 18 [25] Jović V D, Jović B M, Pavlović M G. Electrodeposition of Ni, Co and Ni-Co Alloy Powders[J].
19 *Electrochim. Acta*, 2006, 51(25): 5468-5477.
- 20 [26] Wang J, Polleux J, Lim J, Dunn B. Pseudocapacitive Contributions to Electrochemical Energy
21 Storage in TiO₂ (Anatase) Nanoparticles[J]. *J. Phys. Chem. C*, 2007, 111(40): 14925-14931.
- 22 [27] Mai L-Q, Minhas-Khan A, Tian X C, Hercule K M, Zhao Y-L, Lin X, Xu X. Synergistic
23 Interaction between Redox-Active Electrolyte and Binder-Free Functionalized Carbon for
24 Ultrahigh Supercapacitor Performance[J]. *Nat. Commun.*, 2013, 4: 2923.
- 25 [28] Ahn S H, Hwang S J, Yoo S J, Choi I, Kim H-J, Jang J H, Nam S W, Lim T-H, Lim T, Kim S-
26 K, Kim J J. Electrodeposited Ni Dendrites with High Activity and Durability for Hydrogen
27 Evolution Reaction in Alkaline Water Electrolysis[J]. *J. Mater. Chem.*, 2012, 22(30): 15153-
28 15159.
- 29 [29] Gurrappa I, Binder L. Electrodeposition of Nanostructured Coatings and Their
30 Characterization—A Review[J]. *Sci. Technol. Adv. Mater.*, 2008, 9(4): 043001.
- 31 [30] Lahiri A, Endres F. Review—Electrodeposition of Nanostructured Materials from Aqueous,
32 Organic and Ionic Liquid Electrolytes for Li-Ion and Na-Ion Batteries: A Comparative
33 Review[J]. *J. Electrochem. Soc.*, 2017, 164(9): D597-D612.
- 34 [31] Walsh F C, Ponce de Leon C. A Review of the Electrodeposition of Metal Matrix Composite
35 Coatings by Inclusion of Particles in a Metal Layer: An Established and Diversifying
36 Technology[J]. *Trans. Inst. Met.*, 2014, 92(2): 83-98.
- 37 [32] Zheng J X, Kim M S, Tu Z Y, Choudhury S, Tang T, Archer L A. Regulating Electrodeposition
38 Morphology of Lithium: Towards Commercially Relevant Secondary Li Metal Batteries[J].
39 *Chem. Soc. Rev.*, 2020, 49(9): 2701-2750.
- 40 [33] Wu W M, Zhang C S, Hou S G. Electrochemical Exfoliation of Graphene and Graphene-
41 Analogous 2D Nanosheets[J]. *J. Mater. Sci.*, 2017, 52: 10649-10660.
- 42 [34] Ambrosi A, Pumera M. Exfoliation of Layered Materials Using Electrochemistry[J]. *Chem.*
43 *Soc. Rev.*, 2018, 47(19): 7213-7224.
- 44 [35] Yang Y C, Hou H S, Zou G Q, Shi W, Shuai H L, Li J Y, Ji X B. Electrochemical Exfoliation
45 of Graphene-Like Two-Dimensional Nanomaterials[J]. *Nanoscale*, 2018, 11(1): 16-33.
- 46 [36] Zhang Q Y, Mei L, Cao X H, Tang Y X, Zeng Z Y. Intercalation and Exfoliation Chemistries
47 of Transition Metal Dichalcogenides[J]. *J. Mater. Chem. A*, 2020, 8(31): 15417-15444.
- 48 [37] Yang S, Zhang P P, Nia A S, Feng X L. Emerging 2D Materials Produced Via
49 Electrochemistry[J]. *Adv. Mater.*, 2020, 32(10): e1907857.

-
- 1 [38] Liu F M, Zhang L, Wang L, Cheng F Y. The Electrochemical Tuning of Transition
2 Metal-Based Materials for Electrocatalysis[J]. *Electrochem. Energy Rev.*, 2021, 4: 146-168.
- 3 [39] Baumgärtner M E, Raub Ch J. The Electrodeposition of Platinum and Platinum Alloys[J].
4 *Platin. Met. Rev.*, 1988, 32(4): 188-197.
- 5 [40] Ring L, Pollet B G, Chatenet M, Abbou S, Küpper K, Schmidt M, Huck M, Gries A, Steinhart
6 M, Schäfer H. From Bad Electrochemical Practices to an Environmental and Waste Reducing
7 Approach for the Generation of Active Hydrogen Evolving Electrodes[J]. *Angew. Chem. Int.*
8 *Ed.*, 2019, 58(48): 17383-17392.
- 9 [41] Yang F Z, Xu S K, Yao S B, Chen B Y, Zheng X Q, Zhong X H, Zhou S M. A Study on the
10 Electrodeposition of Palladium and It's Nucleation[J]. *J. Electrochem.*, 1997, 3(1): 103-108.
- 11 [42] Edison T N J I, Atchudan R, Karthik N, Chandrasekaran S, Perumal S, Raja P B, Perumal V,
12 Lee Y R. Deep Eutectic Solvent Assisted Electrosynthesis of Ruthenium Nanoparticles on
13 Stainless Steel Mesh for Electrocatalytic Hydrogen Evolution Reaction[J]. *Fuel*, 2021, 297:
14 120786.
- 15 [43] Wang S J, Zou X L, Lu Y, Rao S C, Xie X L, Pang Z Y, Lu X G, Xu Q, Zhou Z F.
16 Electrodeposition of Nano-Nickel in Deep Eutectic Solvents for Hydrogen Evolution Reaction
17 in Alkaline Solution[J]. *Int. J. Hydrog. Energy*, 2018, 43(33): 15673-15686.
- 18 [44] Smith E L, Abbott A P, Ryder K S. Deep Eutectic Solvents (DESS) and Their Applications[J].
19 *Chem. Rev.*, 2014, 114(21): 11060-11082.
- 20 [45] Zhou M, Dick J E, Bard A J. Electrodeposition of Isolated Platinum Atoms and Clusters on
21 Bismuth-Characterization and Electrocatalysis[J]. *J. Am. Chem. Soc.*, 2017, 139(48): 17677-
22 17682.
- 23 [46] Zhou M, Bao S J, Bard A J. Probing Size and Substrate Effects on the Hydrogen Evolution
24 Reaction by Single Isolated Pt Atoms, Atomic Clusters, and Nanoparticles[J]. *J. Am. Chem.*
25 *Soc.*, 2019, 141(18): 7327-7332.
- 26 [47] Stanca S-E, Vogt O, Zieger G, Ihring A, Dellith J, Undisz A, Rettenmayr M, Schmidt H.
27 Electrochemical Growth Mechanism of Nanoporous Platinum Layers[J]. *Commun. Chem.*,
28 2021, 4: 98.
- 29 [48] Dehcheshmeh M S, Kiani A. Synthesis of Pt Nano Catalyst in the Presence of Carbon
30 Monoxide: Superior Activity Towards Hydrogen Evolution Reaction[J]. *Int. J. Hydrog.*
31 *Energy*, 2019, 44(43): 23969-23974.
- 32 [49] Cheng H-E, Li W-L, Yang Z-P. Enhancement of Hydrogen Evolution Reaction by Pt
33 Nanopillar-Array Electrode in Alkaline Media and the Effect of Nanopillar Length on the
34 Electrode Efficiency[J]. *Int. J. Hydrog. Energy*, 2019, 44(57): 30141-30150.
- 35 [50] Brimaud S, Behm R J. Electrodeposition of a Pt Monolayer Film: Using Kinetic Limitations
36 for Atomic Layer Epitaxy[J]. *J. Am. Chem. Soc.*, 2013, 135(32): 11716-11719.
- 37 [51] Chen X X, Li N, Eckhard K, Stoica L, Xia W, Assmann J, Muhler M, Schuhmann W. Pulsed
38 Electrodeposition of Pt Nanoclusters on Carbon Nanotubes Modified Carbon Materials Using
39 Diffusion Restricting Viscous Electrolytes[J]. *Electrochem. Commun.*, 2007, 9(6): 1348-1354.
- 40 [52] Hussein H E M, Maurer R J, Amari H, Peters J J P, Meng L C, Beanland R, Newton M E,
41 Macpherson J V. Tracking Metal Electrodeposition Dynamics from Nucleation and Growth of
42 a Single Atom to a Crystalline Nanoparticle[J]. *ACS Nano*, 2018, 12(7): 7388-7396.
- 43 [53] Huang K, Shin K, Henkelman G, Crooks R M. Correlating Surface Structures and
44 Electrochemical Activity Using Shape-Controlled Single-Pt Nanoparticles[J]. *ACS Nano*,
45 2021, 15(11): 17926-17937.
- 46 [54] Glasscott M W, Dick J E. Fine-Tuning Porosity and Time-Resolved Observation of the
47 Nucleation and Growth of Single Platinum Nanoparticles[J]. *ACS Nano*, 2019, 13(4): 4572-
48 4581.

- 1 [55] Ye F, Li J J, Wang T T, Liu Y, Wei H J, Li J L, Wang X D. Electrocatalytic Properties of
2 Platinum Catalysts Prepared by Pulse Electrodeposition Method Using SnO₂ as an Assisting
3 Reagent[J]. *J. Phys. Chem. C*, 2008, 112(33): 12894-12898.
- 4 [56] Ohyama J, Sato T, Yamamoto Y, Arai S, Satsuma A. Size Specifically High Activity of Ru
5 Nanoparticles for Hydrogen Oxidation Reaction in Alkaline Electrolyte[J]. *J. Am. Chem. Soc.*,
6 2013, 135(21): 8016-8021.
- 7 [57] He Y P, Sheng Q L, Zheng J B. Double-Template Electrosynthesis of Platinum Nanomaterials
8 for Sensing Application[J]. *Sens. Actuators B Chem.*, 2012, 166-167: 89-96.
- 9 [58] Li Y J, Zhang H C, Xu T H, Lu Z Y, Wu X C, Wan P B, Sun X M, Jiang L. Under-Water
10 Superaerophobic Pine-Shaped Pt Nanoarray Electrode for Ultrahigh-Performance Hydrogen
11 Evolution[J]. *Adv. Funct. Mater.*, 2015, 25(11): 1737-1744.
- 12 [59] Tavakkoli M, Holmberg N, Kronberg R, Jiang H, Sainio J, Kauppinen E I, Kallio T, Laasonen
13 K. Electrochemical Activation of Single-Walled Carbon Nanotubes with Pseudo-Atomic-Scale
14 Platinum for the Hydrogen Evolution Reaction[J]. *ACS Catal.*, 2017, 7(5): 3121-3130.
- 15 [60] Dudin P V, Snowden M E, Macpherson J V, Unwin P R. Electrochemistry at Nanoscale
16 Electrodes: Individual Single-Walled Carbon Nanotubes (SWNTs) and SWNT-Templated
17 Metal Nanowires[J]. *ACS Nano*, 2011, 5(12): 10017-10025.
- 18 [61] Ye S H, Luo F Y, Zhang Q L, Zhang P Y, Xu T T, Wang Q, He D S, Guo L C, Zhang Y, He C
19 X, Ouyang X P, Gu M, Liu J H, Sun X L. Highly Stable Single Pt Atomic Sites Anchored on
20 Aniline-Stacked Graphene for Hydrogen Evolution Reaction[J]. *Energy Environ. Sci.*, 2019,
21 12(3): 1000-1007.
- 22 [62] Xu G-R, Hui J-J, Huang T, Chen Y, Lee J-M. Platinum Nanocuboids Supported on Reduced
23 Graphene Oxide as Efficient Electrocatalyst for the Hydrogen Evolution Reaction[J]. *J. Power
24 Sources*, 2015, 285: 393-399.
- 25 [63] Zhang H B, An P F, Zhou W, Guan B Y, Zhang P, Dong J C, Lou X W D. Dynamic Traction
26 of Lattice-Confined Platinum Atoms into Mesoporous Carbon Matrix for Hydrogen Evolution
27 Reaction[J]. *Sci. Adv.*, 2018, 4(1): aao6657.
- 28 [64] Wang Y H, Chen L, Yu X M, Wang Y G, Zheng G F. Superb Alkaline Hydrogen Evolution
29 and Simultaneous Electricity Generation by Pt-Decorated Ni₃N Nanosheets[J]. *Adv. Energy
30 Mater.*, 2017, 7(2): 1601390.
- 31 [65] Bose C S C, Rajeshwar K. Efficient Electrocatalyst Assemblies for Proton and Oxygen
32 Reduction: The Electrosynthesis and Characterization of Polypyrrole Films Containing
33 Nanodispersed Platinum Particles[J]. *J. Electroanal. Chem.*, 1992, 333(1-2): 235-256.
- 34 [66] Zhou C F, Liu Z W, Yan Y S, Du X S, Mai Y-W, Ringer S. Electro-Synthesis of Novel
35 Nanostructured Pedot Films and Their Application as Catalyst Support[J]. *Nanoscale Res.
36 Lett.*, 2011, 6: 364.
- 37 [67] Nieminen J J, Hatay I, Ge P Y, Méndez M A, Murtomäki L, Girault H H. Hydrogen Evolution
38 Catalyzed by Electrodeposited Nanoparticles at the Liquid/Liquid Interface[J]. *Chem.
39 Commun.*, 2011, 47(19): 5548-5550.
- 40 [68] Aslan E, Patir I H, Ersoz M. Cu Nanoparticles Electrodeposited at Liquid-Liquid Interfaces:
41 A Highly Efficient Catalyst for the Hydrogen Evolution Reaction[J]. *Chem. Eur. J.*, 2015,
42 21(12): 4585-4589.
- 43 [69] Xiao H, Zhang J J, Zhao M, Ma J C, Li Y, Hu T J, Zheng Z F, Jia J F, Wu H S. Electric Field-
44 Assisted Synthesis of Pt, Carbon Quantum Dots-Coloaded Graphene Hybrid for Hydrogen
45 Evolution Reaction[J]. *J. Power Sources*, 2020, 451: 227770.
- 46 [70] Xiao H, Xue S F, Zhang J J, Zhao M, Ma J C, Chen S, Zheng Z F, Jia J F, Wu H S. Facile
47 Electrolytic Synthesis of Pt and Carbon Quantum Dots Coloaded Multiwall Carbon Nanotube
48 as Highly Efficient Electrocatalyst for Hydrogen Evolution and Ethanol Oxidation[J]. *Chem.
49 Eng. J.*, 2021, 408: 127271.

- 1 [71] Liu L A, Wang Y, Zhao Y Z, Wang Y, Zhang Z L, Wu T, Qin W J, Liu S J, Jia B R, Wu H Y,
2 Zhang D Y, Qu X H, Chhowalla M, Qin M L. Ultrahigh Pt-Mass-Activity Hydrogen Evolution
3 Catalyst Electrodeposited from Bulk Pt[J]. *Adv. Funct. Mater.*, 2022, 32(20): 2112207.
- 4 [72] Cao Z M, Chen Q L, Zhang J W, Li H Q, Jiang Y Q, Shen S Y, Fu G, Lu B-A, Xie Z X, Zheng
5 L S. Platinum-Nickel Alloy Excavated Nano-Multipods with Hexagonal Close-Packed
6 Structure and Superior Activity Towards Hydrogen Evolution Reaction[J]. *Nat. Commun.*,
7 2017, 8: 15131.
- 8 [73] Isarain-Chávez E, Baró M D, Alcantara C, Pané S, Sort J, Pellicer E. Micelle-Assisted
9 Electrodeposition of Mesoporous Fe–Pt Smooth Thin Films and Their Electrocatalytic Activity
10 Towards the Hydrogen Evolution Reaction[J]. *ChemSusChem*, 2018, 11(2): 367-375.
- 11 [74] Palaniappan R, Ingram D C, Botte G G. Hydrogen Evolution Reaction Kinetics on
12 Electrodeposited Pt-M (M = Ir, Ru, Rh, and Ni) Cathodes for Ammonia Electrolysis[J]. *J.*
13 *Electrochem. Soc.*, 2014, 161(1): E12.
- 14 [75] Xu W, Du D W, Lan R, Humphreys J, Miller D N, Walker M, Wu Z C, Irvine J T S, Tao S W.
15 Electrodeposited NiCu Bimetal on Carbon Paper as Stable Non-Noble Anode for Efficient
16 Electrooxidation of Ammonia[J]. *App. Cat. B Environ.*, 2018, 237(5): 1101-1109.
- 17 [76] Cherevko S, Kulyk N, Chung C-H. Nanoporous Pt@Au_xCu_{100-x} by Hydrogen Evolution
18 Assisted Electrodeposition of Au_xCu_{100-x} and Galvanic Replacement of Cu with Pt:
19 Electrocatalytic Properties[J]. *Langmuir*, 2012, 28(6): 3306-3315.
- 20 [77] Eiler K, Suriñach S, Sort J, Pellicer E. Mesoporous Ni-Rich Ni–Pt Thin Films:
21 Electrodeposition, Characterization and Performance toward Hydrogen Evolution Reaction in
22 Acidic Media[J]. *App. Cat. B Environ.*, 2020, 265: 118597.
- 23 [78] Xu L, Cao L L, Xu W, Pei Z H. One-Step Electrosynthesis of NiFe-NF Electrodes for Highly
24 Efficient Overall Water Splitting[J]. *Appl. Surf. Sci.*, 2020, 503: 144122.
- 25 [79] Glasscott M W, Pendergast A D, Goines S, Bishop A R, Hoang A T, Renault C, Dick J E.
26 Electrosynthesis of High-Entropy Metallic Glass Nanoparticles for Designer, Multi-Functional
27 Electrocatalysis[J]. *Nat. Commun.*, 2019, 10: 2650.
- 28 [80] Lee J K, Yi Y, Lee H J, Uhm S, Lee J. Electrocatalytic Activity of Ni Nanowires Prepared by
29 Galvanic Electrodeposition for Hydrogen Evolution Reaction[J]. *Catal. Today*, 2009, 146(1-
30 2): 188-191.
- 31 [81] Shao Q, Wang Y, Yang S Z, Lu K Y, Zhang Y, Tang C Y, Song J, Feng Y G, Xiong L K, Peng
32 Y, Li Y F, Xin H L L, Huang X Q. Stabilizing and Activating Metastable Nickel Nanocrystals
33 for Highly Efficient Hydrogen Evolution Electrocatalysis[J]. *ACS Nano*, 2018, 12(11): 11625-
34 11631.
- 35 [82] Wen X D, Yang X Y, Li M, Bai L, Guan J Q. Co/CoO_x Nanoparticles Inlaid onto Nitrogen-
36 Doped Carbon-Graphene as a Trifunctional Electrocatalyst[J]. *Electrochim. Acta*, 2019, 296:
37 830-841.
- 38 [83] Chang T Y, Zhao B H, Cong W B, Luo Y. Study on Hydrogen Evolution Performance of
39 Nickel-Tin Electrode[J]. *J. Electrochem.*, 2002, 8(3): 343-347.
- 40 [84] Lu S G, Li Q, Liu Q G, Lu C, Dang B. The Hydrogen Evolution Reaction on the Hydrogen
41 Storage Alloy Electrode[J]. *J. Electrochem.*, 1998, 4(3): 265-272.
- 42 [85] Yu W Z, Ma J, Chu Y M, Zhu H Z, Wang H J, Liu S C. Hydrogen Evolution Reaction on
43 Nanocrystalline Co-Mo/Ni Composite-Coated Electrodes[J]. *J. Electrochem.*, 1996, 2(1): 47-
44 53.
- 45 [86] Wu Z X, Wang J, Guo J P, Zhu J, Wang D L. Recent Progresses in Molybdenum-Based
46 Electrocatalysts for the Hydrogen Evolution Reaction[J]. *J. Electrochem.*, 2016, 22(2): 192-
47 204.
- 48 [87] Ding L, Li K, Xie Z Q, Yang G Q, Yu S L, Wang W T, Yu H R, Baxter J, Meyer H M, Cullen
49 D A, Zhang F-Y. Constructing Ultrathin W-Doped NiFe Nanosheets Via Facile

- 1 Electrosynthesis as Bifunctional Electrocatalysts for Efficient Water Splitting[J]. ACS Appl.
2 Mater. Interfaces, 2021, 13(17): 20070-20080.
- 3 [88] Zhang L, Liu B R, Zhang N, Ma M M. Electrosynthesis of Co_3O_4 and $\text{Co}(\text{OH})_2$ Ultrathin
4 Nanosheet Arrays for Efficient Electrocatalytic Water Splitting in Alkaline and Neutral
5 Media[J]. Nano Res., 2018, 11: 323-333.
- 6 [89] Xiao P, Sk M A, Thia L, Ge X M, Lim R J, Wang J-Y, Lim K H, Wang X. Molybdenum
7 Phosphide as an Efficient Electrocatalyst for the Hydrogen Evolution Reaction[J]. Energy
8 Environ. Sci., 2014, 7: 2624-2629.
- 9 [90] Lu Z-P, Sepunaru L. Electrodeposition of Iron Phosphide Film for Hydrogen Evolution
10 Reaction[J]. Electrochim. Acta, 2020, 363: 137167.
- 11 [91] Xing J H, Li H, Cheng M M-C, Geyer S M, Ng K Y S. Electro-Synthesis of 3d Porous
12 Hierarchical Ni-Fe Phosphate Film/Ni Foam as a High-Efficiency Bifunctional Electrocatalyst
13 for Overall Water Splitting[J]. J. Mater. Chem. A, 2016, 4(36): 13866-13873.
- 14 [92] Chen M M, Qi J, Zhang W, Cao R. Electrosynthesis of NiP_x Nanospheres for Electrocatalytic
15 Hydrogen Evolution from a Neutral Aqueous Solution[J]. Chem. Commun., 2017, 53(40):
16 5507-5510.
- 17 [93] Lin C-Y, Huang S-C, Lin Y-G, Hsu L-L, Yi C-T. Electrosynthesized Ni-P Nanospheres with
18 High Activity and Selectivity Towards Photoelectrochemical Plastics Reforming[J]. Appl.
19 Catal. B Environ., 2021, 296: 120351.
- 20 [94] Jiang N, You B, Sheng M L, Sun Y J. Electrodeposited Cobalt-Phosphorous-Derived Films as
21 Competent Bifunctional Catalysts for Overall Water Splitting[J]. Angew. Chem. Int. Ed., 2015,
22 54(21): 6251-6254.
- 23 [95] Jiang N, You B, Boonstra R, Rodriguez I M T, Sun Y J. Integrating Electrocatalytic 5-
24 Hydroxymethylfurfural Oxidation and Hydrogen Production Via Co-P-Derived
25 Electrocatalysts[J]. ACS Energy Lett., 2016, 1(2): 386-390.
- 26 [96] Aliyev A S, Elrouby M, Cafarova S F. Electrochemical Synthesis of Molybdenum Sulfide
27 Semiconductor[J]. Mater. Sci. Semicond. Process., 2015, 32: 31-39.
- 28 [97] Gopalakrishnan D, Damien D, Li B, Gullappalli H, Pillai V K, Ajayan P M, Shaijumon M M.
29 Electrochemical Synthesis of Luminescent MoS_2 Quantum Dots[J]. Chem. Commun., 2015,
30 51(29): 6293-6296.
- 31 [98] Cao Y. Roadmap and Direction toward High-Performance MoS_2 Hydrogen Evolution
32 Catalysts[J]. ACS Nano, 2021, 15(7): 11014-11039.
- 33 [99] Murugesan S, Akkineni A, Chou B P, Glaz M S, Vanden Bout D A, Stevenson K J. Room
34 Temperature Electrodeposition of Molybdenum Sulfide for Catalytic and Photoluminescence
35 Applications[J]. ACS Nano, 2013, 7(9): 8199-8205.
- 36 [100] Gao Y, Zhou J, W L Y, Chen S L. Hydrogen Evolution Properties on Individual MoS_2
37 Nanosheets[J]. J. Electrochem., 2016, 22(6): 590-595.
- 38 [101] Tan S M, Pumera M. Bottom-up Electrosynthesis of Highly Active Tungsten Sulfide (WS_{3-x})
39 Films for Hydrogen Evolution[J]. ACS Appl. Mater. Interfaces, 2016, 8(6): 3948-3957.
- 40 [102] Tan S M, Pumera M. Electrosynthesis of Bifunctional WS_{3-x} /Reduced Graphene Oxide Hybrid
41 for Hydrogen Evolution Reaction and Oxygen Reduction Reaction Electrocatalysis[J]. Chem.
42 Euro. J., 2017, 23(35): 8510-8519.
- 43 [103] Jo S, Lee K B, Sohn J I. Direct Electrosynthesis of Selective Transition-Metal Chalcogenides
44 as Functional Catalysts with a Tunable Activity for Efficient Water Electrolysis[J]. ACS
45 Sustainable Chem. Eng., 2021, 9(44): 14911-14917.
- 46 [104] Chen W S, Gu J J, Liu Q L, Yang M Z, Zhan C, Zang X N, Pham T A, Liu G X, Zhang W,
47 Zhang D, Dunn B, Wang Y M. Two-Dimensional Quantum-Sheet Films with Sub-1.2 nm
48 Channels for Ultrahigh-Rate Electrochemical Capacitance[J]. Nat. Nanotechnol., 2022, 17:
49 153-158.

- 1 [105] Wang H T, Lu Z Y, Kong D S, Sun J, Hymel T M, Cui Y. Electrochemical Tuning of MoS₂
2 Nanoparticles on Three-Dimensional Substrate for Efficient Hydrogen Evolution[J]. ACS
3 Nano, 2014, 8(5): 4940-4947.
- 4 [106] Michalsky R, Zhang Y-J, Peterson A A. Trends in the Hydrogen Evolution Activity of Metal
5 Carbide Catalysts[J]. ACS Catal., 2014, 4(5): 1274-1278.
- 6 [107] Fan X J, Peng Z W, Ye R Q, Zhou H Q, Guo X. M₃C (M: Fe, Co, Ni) Nanocrystals Encased in
7 Graphene Nanoribbons: An Active and Stable Bifunctional Electrocatalyst for Oxygen
8 Reduction and Hydrogen Evolution Reactions[J]. ACS Nano, 2015, 9(7): 7407-7418.
- 9 [108] Jiang R, Fan J H, Hu L Y, Dou Y P, Mao X H, Wang D H. Electrochemically Synthesized N-
10 Doped Molybdenum Carbide Nanoparticles for Efficient Catalysis of Hydrogen Evolution
11 Reaction[J]. Electrochim. Acta, 2018, 261: 578-587.
- 12 [109] Fan J H, Dou Y P, Jiang R, Du K F, Deng B W, Wang D H. Electro-Synthesis of Tungsten
13 Carbide Containing Catalysts in Molten Salt for Efficiently Electrolytic Hydrogen Generation
14 Assisted by Urea Oxidation[J]. Int. J. Hydrog. Energy, 2021, 46(28): 14932-14943.
- 15 [110] Malakzadeh M, Raouf J B, Ghafarnejad A, Ojani R. In-Situ Electrosynthesis Cu-PtBTC MOF-
16 Derived Nanocomposite Modified Glassy Carbon Electrode for Highly Performance
17 Electrocatalysis of Hydrogen Evolution Reaction[J]. J. Electroanal. Chem., 2021, 900: 115716.
- 18 [111] Varsha M V, Nageswaran G. Review—Direct Electrochemical Synthesis of Metal Organic
19 Frameworks[J]. J. Electrochem. Soc., 2020, 167: 155527.
- 20 [112] Babar P T, Lokhande A C, Jo E, Pawar B S, Gang M G, Pawar S M, Kim J H. Facile
21 Electrosynthesis of Fe (Ni/Co) Hydroxyphosphate as a Bifunctional Electrocatalyst for
22 Efficient Water Splitting[J]. J. Ind. Eng. Chem., 2019, 70: 116-123.
- 23 [113] Liu L, Hai Y, Gong Y. A Facile Electrosynthesis of Terephthalate (tp)-Based Metal-Organic
24 Framework, Ni₃(OH)₂(H₂O)₂(tp)₂ with Superior Catalytic Activity for Hydrogen Evolution
25 Reaction[J]. Eur. J. Inorg. Chem., 2020, 2020(44): 4215-4224.
- 26 [114] Liberman I, Ifraemov R, Shimoni R, Hod I. Localized Electrosynthesis and Subsequent
27 Electrochemical Mapping of Catalytically Active Metal–Organic Frameworks[J]. Adv. Funct.
28 Mater., 2022, 32(19): 2112517.
- 29 [115] Zhou K L, Wang Z L, Han C B, Ke X X, Wang C H, Jin Y H, Zhang Q Q, Liu J B, Wang H,
30 Yan H. Platinum Single-Atom Catalyst Coupled with Transition Metal/Metal Oxide
31 Heterostructure for Accelerating Alkaline Hydrogen Evolution Reaction[J]. Nat. Commun.,
32 2021, 12: 3783.
- 33 [116] Tiwari J N, Sultan S, Myung C W, Yoon T, Li N N, Ha M, Harzandi A M, Park H J, Kim D Y,
34 Chandrasekaran S S, Lee W G, Vij V, Kang H, Shin T J, Shin H S, Lee G, Lee Z, Kim K S.
35 Multicomponent Electrocatalyst with Ultralow Pt Loading and High Hydrogen Evolution
36 Activity[J]. Nat. Energy, 2018, 3: 773-782.
- 37 [117] Chia X, Sutrisnoh N A A, Pumera M. Tunable Pt–MoS_x Hybrid Catalysts for Hydrogen
38 Evolution[J]. ACS Appl. Mater. Interfaces, 2018, 10(10): 8702-8711.
- 39 [118] Jiang R, Deng B W, Pi L, Hu L Y, Chen D, Dou Y P, Mao X H, Wang D H. Molten Electrolyte-
40 Modulated Electrosynthesis of Multi-Anion Mo-Based Lamellar Nanohybrids Derived from
41 Natural Minerals for Boosting Hydrogen Evolution[J]. ACS Appl. Mater. Interfaces, 2020,
42 12(52): 57870-57880.
- 43 [119] Song F Z, Li W, Han G Q, Sun Y J. Electropolymerization of Aniline on Nickel-Based
44 Electrocatalysts Substantially Enhances Their Performance for Hydrogen Evolution[J]. ACS
45 Appl. Energy Mater., 2018, 1(1): 3-8.
- 46 [120] Chen Z F, Ye S R, Wilson A R, Ha Y-C, Wiley B J. Optically Transparent Hydrogen Evolution
47 Catalysts Made from Networks of Copper–Platinum Core–Shell Nanowires[J]. Energy
48 Environ. Sci., 2014, 7(4): 1461-1467.

-
- 1 [121] Subbaraman R, Tripkovic D, Strmcnik D, Chang K-C, Uchimura M, Paulikas A P,
2 Stamenkovic V, Markovic N M. Enhancing Hydrogen Evolution Activity in Water Splitting
3 by Tailoring Li^+ - $\text{Ni}(\text{OH})_2$ -Pt Interfaces[J]. *Science*, 2011, 334(6060): 1256-1260.
- 4 [122] Li L, Wang B, Zhang G W, Yang G, Yang T, Yang S, Yang S C. Electrochemically Modifying
5 the Electronic Structure of IrO_2 Nanoparticles for Overall Electrochemical Water Splitting with
6 Extensive Adaptability[J]. *Adv. Energy Mater.*, 2020, 10(30): 2001600.
- 7 [123] Park J, Kim H, Jin K, Lee B J, Park Y S, Kim H, Park I, Yang K D, Jeong H Y, Kim J, Hong
8 K T, Jang H W, Kang K, Nam K T. A New Water Oxidation Catalyst: Lithium Manganese
9 Pyrophosphate with Tunable Mn Valency[J]. *J. Am. Chem. Soc.*, 2014, 136(11): 4201-4211.
- 10 [124] Wang H, Lu Z, Xu S, Kong D, Cha J J, Zheng G, Hsu P C, Yan K, Bradshaw D, Prinz F B, Cui
11 Y. Electrochemical Tuning of Vertically Aligned MoS_2 Nanofilms and Its Application in
12 Improving Hydrogen Evolution Reaction[J]. *Proc. Natl. Acad. Sci. U.S.A.*, 2013, 110(49):
13 19701-19706.
- 14 [125] Meng J, Liu F M, Yan Z H, Cheng F Y, Li F J, Chen J. Spent Alkaline Battery-Derived
15 Manganese Oxides as Efficient Oxygen Electrocatalysts for Zn-Air Batteries[J]. *Inorg. Chem.*
16 *Front.*, 2018, 5(9): 2167-2173.
- 17 [126] Wang H T, Xu S C, Tsai C, Li Y Z, Liu C, Zhao J, Liu Y Y, Yuan H Y, Abild-Pedersen F,
18 Prinz F B, Nørskov J K, Cui Y. Direct and Continuous Strain Control of Catalysts with Tunable
19 Battery Electrode Materials[J]. *Science*, 2016, 354(6315): 1031-1036.
- 20 [127] Tang C, Zhang R, Lu W B, Wang Z, Liu D N, Hao S, Du G, Asiri A M, Sun X P. Energy-
21 Saving Electrolytic Hydrogen Generation: Ni_2P Nanoarray as a High-Performance Non-Noble-
22 Metal Electrocatalyst[J]. *Angew. Chem. Int. Ed.*, 2017, 56(3): 842-846.
- 23 [128] Liu H, Liu Y, Li M, Liu X, Luo J. Transition-Metal-Based Electrocatalysts for Hydrazine-
24 Assisted Hydrogen Production[J]. *Mater. Today Adv.*, 2020, 7, 100083.
- 25 [129] Wang J M, Ma X, Liu T T, Liu D N, Hao S, Du G, Kong R M, Asiri A M, Sun X P. NiS_2
26 Nanosheet Array: A High-Active Bifunctional Electrocatalyst for Hydrazine Oxidation and
27 Water Reduction toward Energy-Efficient Hydrogen Production[J]. *Mater. Today Energy*,
28 2017, 3: 9-14.
- 29 [130] Zhang J-Y, Wang H M, Tian Y F, Yan Y, Xue Q, He T, Liu H F, Wang C D, Chen Y, Xia B
30 Y. Anodic Hydrazine Oxidation Assists Energy-Efficient Hydrogen Evolution over a
31 Bifunctional Cobalt Perselenide Nanosheet Electrode[J]. *Angew. Chem. Int. Ed.*, 2018, 57(26):
32 7649-7653.
- 33 [131] Li Y P, Zhang J H, Liu Y, Qian Q Z, Li Z Y, Zhu Y, Zhang G Q. Partially Exposed RuP_2
34 Surface in Hybrid Structure Endows Its Bifunctionality for Hydrazine Oxidation and Hydrogen
35 Evolution Catalysis[J]. *Sci. Adv.*, 2020, 6(44): abb4197.
- 36 [132] Qian Q Z, Zhang J H, Li J M, Li Y P, Jin X, Zhu Y, Liu Y, Li Z Y, El-Harairy A, Xiao C,
37 Zhang G Q, Xie Y. Artificial Heterointerfaces Achieve Delicate Reaction Kinetics Towards
38 Hydrogen Evolution and Hydrazine Oxidation Catalysis[J]. *Angew. Chem. Int. Ed.*, 2021,
39 60(11): 5984-5993.
- 40 [133] Liu Y, Zhang J H, Li Y P, Qian Q Z, Li Z Y, Zhang G Q. Realizing the Synergy of Interface
41 Engineering and Chemical Substitution for Ni_3N Enables Its Bifunctionality toward Hydrazine
42 Oxidation Assisted Energy-Saving Hydrogen Production[J]. *Adv. Funct. Mater.*, 2021, 31(35):
43 2103673.
- 44 [134] Wang Z Y, Xu L, Huang F Z, Qu L B, Li J T, Owusu K A, Liu Z, Lin Z F, Xiang B H, Liu X,
45 Zhao K N, Liao X B, Yang W, Cheng Y-B, Mai L Q. Copper-Nickel Nitride Nanosheets as
46 Efficient Bifunctional Catalysts for Hydrazine-Assisted Electrolytic Hydrogen Production[J].
47 *Adv. Energy Mater.*, 2019, 9(21): 1900390.
- 48 [135] Sun F, Qin J S, Wang Z Y, Yu M Z, Wu X H, Sun X M, Qiu J S. Energy-Saving Hydrogen
49 Production by Chlorine-Free Hybrid Seawater Splitting Coupling Hydrazine Degradation[J].
50 *Nat. Commun.*, 2021, 12: 4182.

- 1 [136] Yu Q P, Chi J Q, Liu G S, Wang X Y, Liu X B, Li Z J, Deng Y, Wang X P, Wang L. Dual-
2 Strategy of Hetero-Engineering and Cation Doping to Boost Energy-Saving Hydrogen
3 Production Via Hydrazine-Assisted Seawater Electrolysis[J]. *Sci. China Mater.*, 2022, 65:
4 1539-1549.
- 5 [137] Yu Z P, Xu J Y, Meng L J, Liu L F. Efficient Hydrogen Production by Saline Water Electrolysis
6 at High Current Densities without the Interfering Chlorine Evolution[J]. *J. Mater. Chem. A*,
7 2021, 9(39): 22248-22253.
- 8 [138] Deng K, Mao Q Q, Wang W X, Wang P, Wang Z Q, Xu Y, Li X N, Wang H J, Wang L. Defect-
9 Rich Low-Crystalline Rh Metallene for Efficient Chlorine-Free H₂ Production by Hydrazine-
10 Assisted Seawater Splitting[J]. *App. Catal. B Environ.*, 2022, 310: 121338.
- 11 [139] Liu Y, Zhang J H, Li Y P, Qian Q Z, Li Z Y, Zhu Y, Zhang G Q. Manipulating Dehydrogenation
12 Kinetics through Dual-Doping Co₃N Electrode Enables Highly Efficient Hydrazine Oxidation
13 Assisting Self-Powered H₂ Production[J]. *Nat. Commun.*, 2020, 11: 1853.
- 14 [140] Liu X J, He J, Zhao S Z, Liu Y P, Zhao Z, Luo J, Hu G Z, Sun X M, Ding Y. Self-Powered H₂
15 Production with Bifunctional Hydrazine as Sole Consumable[J]. *Nat. Commun.*, 2018, 9: 4365.
- 16 [141] Liu T T, Liu D N, Qu F L, Wang D X, Zhang L, Ge R X, Hao S, Ma Y J, Gu D, Asiri A M,
17 Chen L, Sun X P. Enhanced Electrocatalysis for Energy-Efficient Hydrogen Production over
18 CoP Catalyst with Nonelectroactive Zn as a Promoter[J]. *Adv. Energy Mater.*, 2017, 7(15):
19 1700020.
- 20 [142] Yu Z-Y, Lang C-C, Gao M-R, Chen Y, Fu Q-Q, Duan Y, Yu S-H. Ni-Mo-O Nanorod-Derived
21 Composite Catalysts for Efficient Alkaline Water-to-Hydrogen Conversion Via Urea
22 Electrolysis[J]. *Energy Environ. Sci.*, 2018, 11(7): 1890-1897.
- 23 [143] Zhang L S, Wang L P, Lin H P, Liu Y X, Ye J Y, Wen Y Z, Chen A, Wang L, Ni F L, Zhou Z
24 Y, Sun S G, Li Y Y, Zhang B, Peng H S. A Lattice-Oxygen-Involved Reaction Pathway to
25 Boost Urea Oxidation[J]. *Angew. Chem. Int. Ed.*, 2019, 58(47): 16820-16825.
- 26 [144] Wang C, Lu H L, Mao Z Y, Yan C L, Shen G Z, Wang X F. Bimetal Schottky Heterojunction
27 Boosting Energy-Saving Hydrogen Production from Alkaline Water Via Urea
28 Electrocatalysis[J]. *Adv. Funct. Mater.*, 2020, 30(21): 20000556.
- 29 [145] Hu S N, Wang S Q, Feng C Q, Wu H M, Zhang J J, Mei H. Novel MOF-Derived Nickel Nitride
30 as High-Performance Bifunctional Electrocatalysts for Hydrogen Evolution and Urea
31 Oxidation[J]. *ACS Sustainable Chem. Eng.*, 2020, 8(19): 7414-7422.
- 32 [146] Chen N, Du Y-X, Zhang G, Lu W-T, Cao F-F. Amorphous Nickel Sulfoselenide for Efficient
33 Electrochemical Urea-Assisted Hydrogen Production in Alkaline Media[J]. *Nano Energy*,
34 2021, 81: 105605.
- 35 [147] Xu W, Lan R, Du D W, Humphreys J, Walker M, Wu Z C, Wang H T, Tao S W. Directly
36 Growing Hierarchical Nickel-Copper Hydroxide Nanowires on Carbon Fibre Cloth for
37 Efficient Electrooxidation of Ammonia[J]. *App. Cat. B Environ.*, 2017, 218: 470-479.
- 38 [148] Wu F C, Ou G, Yang J, Li H N, Gao Y X, Chen F M, Wang Y, Shi Y M. Bifunctional Nickel
39 Oxide-Based Nanosheets for Highly Efficient Overall Urea Splitting[J]. *Chem. Commun.*,
40 2019, 55(46): 6555-6558.
- 41 [149] Xu Q L, Qian G F, Yin S B, Yu C, Chen W, Yu T Q, Luo L, Xia Y J, Tsiakaras P. Design and
42 Synthesis of Highly Performing Bifunctional Ni-NiO-MoNi Hybrid Catalysts for Enhanced
43 Urea Oxidation and Hydrogen Evolution Reactions[J]. *ACS Sustainable Chem. Eng.*, 2020,
44 8(18): 7174-7181.
- 45 [150] Wu Y T, Wang H, Ren J W, Xu X, Wang X Y, Wang R F. Electrocatalyst Based on Ni₂P
46 Nanoparticles and NiCoP Nanosheets for Efficient Hydrogen Evolution from Urea
47 Wastewater[J]. *J. Colloid Interface Sci.*, 2022, 608(Pt 3): 2932-2941.
- 48 [151] Sacré N, Duca M, Garbarino S, Imbeault R, Wang A, Youssef A H, Galipaud J, Hufnagel G,
49 Ruediger A, Roué L, Guay D. Tuning Pt-Ir Interactions for NH₃ Electrocatalysis[J]. *ACS*
50 *Catal.*, 2018, 8(3): 2508-2518.

-
- 1 [152] Zhou Y F, Zhang G Q, Yu M C, Wang X J, Lv J L, Yang F L. Free-Standing 3d Porous N-
2 Doped Graphene Aerogel Supported Platinum Nanocluster for Efficient Hydrogen Production
3 from Ammonia Electrolysis[J]. ACS Sustainable Chem. Eng., 2018, 6(7): 8437-8446.
- 4 [153] Gwak J, Choun M, Lee J. Alkaline Ammonia Electrolysis on Electrodeposited Platinum for
5 Controllable Hydrogen Production[J]. ChemSusChem, 2016, 9(4): 403-408.
- 6 [154] Sun H-Y, Xu G-R, Li F-M, Hong Q-L, Jin P-J, Chen P, Chen Y. Hydrogen Generation from
7 Ammonia Electrolysis on Bifunctional Platinum Nanocubes Electrocatalysts[J]. J. Energy
8 Chem., 2020, 47: 234-240.
- 9 [155] Xue Q, Zhao Y, Zhu J Y, Ding Y, Wang T J, Sun H Y, Li F M, Chen P, Jin P J, Yin S B, Chen
10 Y. PtRu Nanocubes as Bifunctional Electrocatalysts for Ammonia Electrolysis[J]. J. Mater.
11 Chem. A, 2021, 9(13): 8444-8451.
- 12 [156] Shilpa N, Pandikassala A, Krishnaraj P, Walko P S, Devi R N, Kurungot S. Co-Ni Layered
13 Double Hydroxide for the Electrocatalytic Oxidation of Organic Molecules: An Approach to
14 Lowering the Overall Cell Voltage for the Water Splitting Process[J]. ACS Appl. Mater.
15 Interfaces, 2022, 14(14): 16222-16232.
- 16 [157] Wei J C, Shi L, Wu X. Simultaneous Hydrogen and (NH₄)₂SO₄ Productions from
17 Desulfurization Wastewater Electrolysis Using MEA Electrolyser[J]. J. Electrochem., 2022,
18 28(5): 2112211.
- 19 [158] Miller H A, Lavacchi A, Vizza F. Storage of Renewable Energy in Fuels and Chemicals
20 through Electrochemical Reforming of Bioalcohols[J]. Curr. Opin. Electrochem., 2020, 21:
21 140-145.
- 22 [159] Arshad F, Ui-Haq T, Hiussain I, Sher F. Recent Advances in Electrocatalysts toward Alcohol-
23 Assisted, Energy-Saving Hydrogen Production[J]. ACS Appl. Mater. Interfaces, 2021, 4(9):
24 8685-8701.
- 25 [160] Coutanceau C, Baranton S. Electrochemical Conversion of Alcohols for Hydrogen Production:
26 A Short Overview[J]. WIREs Energy Environ., 2016, 5(4): 388-400.
- 27 [161] Wu T X, Zhu X G, Wang G Z, Zhang Y X, Zhang H M, Zhao H J. Vapor-Phase Hydrothermal
28 Growth of Single Crystalline NiS₂ Nanostructure Film on Carbon Fiber Cloth for
29 Electrocatalytic Oxidation of Alcohols to Ketones and Simultaneous H₂ Evolution[J]. Nano
30 Res., 2018, 11: 1004-1017.
- 31 [162] Bambagioni V, Bevilacqua M, Bianchini C, Filippi J, Lavacchi A, Marchionni A, Vizza F,
32 Shen P K. Self-Sustainable Production of Hydrogen, Chemicals, and Energy from Renewable
33 Alcohols by Electrocatalysis[J]. ChemSusChem, 2010, 3(7): 851-855.
- 34 [163] Chen Y X, Lavacchi A, Miller H A, Bevilacqua M, Filippi J, Innocenti M, Marchionni A,
35 Oberhauser W, Wang L, Vizza F. Nanotechnology Makes Biomass Electrolysis More Energy
36 Efficient Than Water Electrolysis[J]. Nat. Commun., 2014, 5: 4036.
- 37 [164] Miller H A, Bellini M, Vizza F, Hasenöhr C, Tilley R D. Carbon Supported Au-Pd Core-
38 Shell Nanoparticles for Hydrogen Production by Alcohol Electroreforming[J]. Catal. Sci.
39 Technol., 2016, 6(18): 6870-6878.
- 40 [165] Zhao X J, Dai L, Qin Q, Pei F, Hu C Y, Zheng N F. Self-Supported 3d PdCu Alloy Nanosheets
41 as a Bifunctional Catalyst for Electrochemical Reforming of Ethanol[J]. Small, 2017, 13(12):
42 1602970.
- 43 [166] Dai L, Qin Q, Zhao X J, Xu C F, Hu C Y, Mo S G, Wang Y O, Lin S C, Tang Z C, Zheng N
44 F. Electrochemical Partial Reforming of Ethanol into Ethyl Acetate Using Ultrathin Co₃O₄
45 Nanosheets as a Highly Selective Anode Catalyst[J]. ACS Cent. Sci., 2016, 2(8): 538-544.
- 46 [167] Zhou C H C, Beltramini J N, Fan Y-X, Lu G Q M. Chemoselective Catalytic Conversion of
47 Glycerol as a Biorenewable Source to Valuable Commodity Chemicals[J]. Chem. Soc. Rev.,
48 2008, 37(3): 527-549.

- 1 [168] Lam C H, Bloomfield A J, Anastas P T. A Switchable Route to Valuable Commodity
2 Chemicals from Glycerol Via Electrocatalytic Oxidation with an Earth Abundant Metal
3 Oxidation Catalyst[J]. *Green Chem.*, 2017, 19(8): 1958-1968.
- 4 [169] Li Y, Wei X F, Chen L S, Shi J L, He M Y. Nickel-Molybdenum Nitride Nanoplate
5 Electrocatalysts for Concurrent Electrolytic Hydrogen and Formate Productions[J]. *Nat.*
6 *Commun.*, 2019, 10: 5335.
- 7 [170] Zheng J, Chen X L, Zhong X, Li S Q, Liu T Z, Zhuang G L, Li X N, Deng S W, Mei D H,
8 Wang J-G. Hierarchical Porous NC@CuCo Nitride Nanosheet Networks: Highly Efficient
9 Bifunctional Electrocatalyst for Overall Water Splitting and Selective Electrooxidation of
10 Benzyl Alcohol[J]. *Adv. Funct. Mater.*, 2017, 27(46): 1704169.
- 11 [171] Si D, Xiong B Y, Chen L S, Shi J L. Highly Selective and Efficient Electrocatalytic Synthesis
12 of Glycolic Acid in Coupling with Hydrogen Evolution[J]. *Chem. Catal.*, 2021, 1(4): 941-955.
- 13 [172] Liu W-J, Xu Z R, Zhao D T, Pan X-Q, Li H-C, Hu X, Fan Z-Y, Wang W-K, Zhao G-H, Jin S,
14 Huber G W, Yu H-Q. Efficient Electrochemical Production of Glucaric Acid and H₂ Via
15 Glucose Electrolysis[J]. *Nat. Commun.*, 2020, 11: 265.
- 16 [173] Lin C, Zhang P J, Wang S Y, Zhou Q L, Na B, Li H Q, Tian J Y, Zhang Y, Deng C, Meng L
17 Q, Wu J X, Liu C Z, Hu J Y, Zhang L M. Engineered Porous Co-Ni Alloy on Carbon Cloth as
18 an Efficient Bifunctional Electrocatalyst for Glucose Electrolysis in Alkaline Environment[J].
19 *J. Alloys Compd.*, 2020, 823: 153784.
- 20 [174] Deng X H, Xu G-Y, Zhang Y-J, Wang L, Zhang J J, Li J-F, Fu X-Z, Luo J-L. Understanding
21 the Roles of Electrogenenerated Co³⁺ and Co⁴⁺ in Selectivity-Tuned 5-Hydroxymethylfurfural
22 Oxidation[J]. *Angew. Chem. Int. Ed.*, 2021, 60(37): 20535-20542.
- 23 [175] Huang Y, Chong X D, Liu C B, Liang Y, Zhang B. Boosting Hydrogen Production by Anodic
24 Oxidation of Primary Amines over a NiSe Nanorod Electrode[J]. *Angew. Chem. Int. Ed.*, 2018,
25 57(40): 13163-13166.
- 26 [176] Fu N K, Sauer G S, Saha A, Loo A, Lin S. Metal-Catalyzed Electrochemical Diazidation of
27 Alkenes[J]. *Science*, 2017, 357(6351): 575-579.
- 28 [177] Sauermann N, Mei R H, Ackermann L. Electrochemical C-H Amination by Cobalt Catalysis
29 in a Renewable Solvent[J]. *Angew. Chem. Int. Ed.*, 2018, 57(18): 5090-5094.
- 30 [178] Wen Q L, Lin Y, Yang Y, Gao R J, Ouyang N Q, Ding D F, Liu Y W, Zhai T Y. In Situ
31 Chalcogen Leaching Manipulates Reactant Interface toward Efficient Amine
32 Electrooxidation[J]. *ACS Nano*, 2022, 16(6): 9572-9582.
- 33 [179] You B, Jiang N, Liu X, Sun Y J. Simultaneous H₂ Generation and Biomass Upgrading in Water
34 by an Efficient Noble-Metal-Free Bifunctional Electrocatalyst[J]. *Angew. Chem. Int. Ed.*,
35 2016, 55(34): 9913-9917.
- 36 [180] You B, Liu X, Jiang N, Sun Y J. A General Strategy for Decoupled Hydrogen Production from
37 Water Splitting by Integrating Oxidative Biomass Valorization[J]. *J. Am. Chem. Soc.*, 2016,
38 138(41): 13639-13646.
- 39 [181] Mika L T, Cséfalvay E, Németh A. Catalytic Conversion of Carbohydrates to Initial Platform
40 Chemicals: Chemistry and Sustainability[J]. *Chem. Rev.*, 2018, 118(2): 505-613.
- 41 [182] Zhang Z H, Huber G W. Catalytic Oxidation of Carbohydrates into Organic Acids and Furan
42 Chemicals[J]. *Chem. Soc. Rev.*, 2018, 47(4): 1351-1390.
- 43 [183] Weber R S. Effective Use of Renewable Electricity for Making Renewable Fuels and
44 Chemicals[J]. *ACS Catal.*, 2019, 9(2): 946-950.
- 45 [184] Pasta M, La Mantia F, Cui Y. Mechanism of Glucose Electrochemical Oxidation on Gold
46 Surface[J]. *Electrochim. Acta*, 2010, 55(20): 5561-5568.
- 47 [185] Cui H-F, Ye J-S, Liu X, Zhang W-D, Sheu F-S. Pt-Pb Alloy Nanoparticle/Carbon Nanotube
48 Nanocomposite: A Strong Electrocatalyst for Glucose Oxidation[J]. *Nanotechnology*, 2006,
49 17(9): 2334.

-
- 1 [186] Zakrzewska M E, Bogel-Łukasik E, Bogel-Łukasik R. Ionic Liquid-Mediated Formation of 5-
2 Hydroxymethylfurfural—a Promising Biomass-Derived Building Block[J]. *Chem. Rev.*, 2011,
3 111(2): 397-417.
- 4 [187] Moreau C, Belgacem M N, Gandini A. Recent Catalytic Advances in the Chemistry of
5 Substituted Furans from Carbohydrates and in the Ensuing Polymers[J]. *Top. Catal.*, 2004, 27:
6 11-30.
- 7 [188] Perry S C, Pangotra D, Vieira L, Csepei L-I, Sieber V, Wang L, de León C P, Walsh F C.
8 Electrochemical Synthesis of Hydrogen Peroxide from Water and Oxygen[J]. *Nat. Rev. Chem.*,
9 2019, 3: 442-458.
- 10 [189] Shi X J, Siahrostami S, Li G-L, Zhang Y R, Chakthranont P, Studt F, Jaramillo T F, Zheng X
11 L, Nørskov J K. Understanding Activity Trends in Electrochemical Water Oxidation to Form
12 Hydrogen Peroxide[J]. *Nat. Commun.*, 2017, 8: 701.
- 13 [190] Fuku K, Sayama K. Efficient Oxidative Hydrogen Peroxide Production and Accumulation in
14 Photoelectrochemical Water Splitting Using a Tungsten Trioxide/Bismuth Vanadate
15 Photoanode[J]. *Chem. Commun.*, 2016, 52(31): 5406-5409.
- 16 [191] Kelly S R, Shi X J, Back S, Vallez L, Park S Y, Siahrostami S, Zheng X L, Nørskov J K. ZnO
17 As an Active and Selective Catalyst for Electrochemical Water Oxidation to Hydrogen
18 Peroxide[J]. *ACS Catal.*, 2019, 9(5): 4593-4599.
- 19 [192] Izgorodin A, Izgorodina E, MacFarlane D R. Low Overpotential Water Oxidation to Hydrogen
20 Peroxide on a MnO_x Catalyst[J]. *Energy Environ. Sci.*, 2012, 5(11): 9496-9501.
- 21 [193] Wei J Q, Zhong L X, Xia H R, Lv Z S, Diao C Z, Zhang W, Li X, Du Y H, Xi S B, Salanne M,
22 Chen X D, Li S Z. Metal-Ion Oligomerization inside Electrified Carbon Micropores and Its
23 Effect on Capacitive Charge Storage[J]. *Adv. Mater.*, 2022, 34(4): 2107439.
- 24 [194] Li Y H, Ozden A, Leow W R, Ou P F, Huang J N E, Wang Y H, Bertens K, Xu Y, Liu Y, Roy
25 C, Jiang H, Sinton D, Li C Z, Sargent E H. Redox-Mediated Electrosynthesis of Ethylene Oxide
26 from CO₂ and Water[J]. *Nat. Catal.*, 2022, 5: 185-192.
- 27 [195] Wang Y T, Li T L, Yu Y F, Zhang B. Electrochemical Synthesis of Nitric Acid from Nitrogen
28 Oxidation[J]. *Angew. Chem. Int. Ed.*, 2022, 61(12): e202115409.
- 29 [196] Guo Y, Zhang S C, Zhang R, Wang D H, Zhu D M, Wang X W, Xiao D W, Li N, Zhao Y W,
30 Huang Z D, Xu W J, Chen S M, Song L, Fan J, Chen Q, Zhi C Y. Electrochemical Nitrate
31 Production Via Nitrogen Oxidation with Atomically Dispersed Fe on N-Doped Carbon
32 Nanosheets[J]. *ACS Nano*, 2021, 16(1): 655-663.
- 33 [197] Jeanmairat G, Rotenberg B, Salanne M. Microscopic Simulations of Electrochemical Double-
34 Layer Capacitors[J]. *Chem. Rev.*, 2022, 122(12): 10860-10898.
- 35
36
37
38
39
40
41
42
43
44

电化学生成纳米材料和小分子材料在电解制氢领域的应用

魏家祺, 陈晓东, 李述周*

(School of Materials Science and Engineering, Nanyang Technological University, 50 Nanyang Avenue, Singapore, 639798, Singapore)

摘要: 氢气是一种清洁、高效、可再生的新型能源, 并且是未来碳中和能源供应中最具潜力的化石燃料替代品。因此, 可持续氢能源制造具有极大的吸引力与迫切的需求, 尤其是通过清洁、环保、零排放的电解水方法。然而, 目前的电解水反应受到其缓慢的动力学以及低成本/能源效率的制约。在这些方面, 电化学生成通过制造先进的电催化剂和提供更高效/增值的共电解替代品, 为提高水电解的效率和效益提供了广阔的前景。它是一种环保、简单的通过电解或其他电化学操作, 对从分子到纳米尺度的材料进行制造的方法。本文首先介绍了电化学生成的基本概念、设计方法、以及常用方法。然后, 我们总结了电化学生成技术在电解水领域的应用及进展。我们专注于电化学生成的纳米结构电催化剂以实现更高效的电解水制氢, 以及小分子的电化学生成以取代电解水制氢中的析氧共反应, 实现更高效、增值的共电解制氢。我们系统地讨论了电化学生成条件与产物的关系, 以启发未来的探索。最后, 我们讨论了电化学生成在先进电解水以及其他能量转换和储存应用方面的挑战和前景。

关键词: 电化学生成; 电解水; 电催化剂; 共电解; 有机电合成; 析氢反应