

What are the important technologies for bin picking? Technology analysis of robots in competitions based on a set of performance metrics

M. Fujita^{a†}, Y. Domae^{b†}, A. Noda^{c†}, G. A. Garcia Ricardez^{ib,d†}, T. Nagatani^a, A. Zeng^{ib,e}, S. Song^{ib,e},
A. Rodriguez^f, A. Causo^g, I. M. Chen^g and T. Ogasawara^d

^aCorporate Research and Development, Mitsubishi Electric Corporation, Tokyo, Japan; ^bArtificial Intelligence Research Center, National Institute of Advanced Industrial Science and Technology (AIST), Tokyo, Japan; ^cFaculty of Robotics and Design, Osaka Institute of Technology, Osaka, Japan; ^dDivision of Information Science, Nara Institute of Science and Technology, Nara, Japan; ^eDepartment of Computer Science, Princeton University, Princeton, NJ, USA; ^fMechanical Engineering Department, Massachusetts Institute of Technology, Boston, MA, USA; ^gSchool of Mechanical and Aerospace Engineering, Nanyang Technological University, Singapore

ABSTRACT

Bin picking is still a challenge in robotics, as patent in recent robot competitions. These competitions are an excellent platform for technology comparisons since some participants may use state-of-the-art technologies, while others may use conventional ones. Nevertheless, even though points are awarded or subtracted based on the performance in the frame of the competition rules, the final score does not directly reflect the suitability of the technology. Therefore, it is difficult to understand which technologies and their combination are optimal for various real-world problems. In this paper, we propose a set of performance metrics selected in terms of actual field use as a solution to clarify the important technologies in bin picking. Moreover, we use the selected metrics to compare our four original robot systems, which achieved the best performance in the Stow task of the Amazon Robotics Challenge 2017. Based on this comparison, we discuss which technologies are ideal for practical use in bin picking robots in the fields of factory and warehouse automation.

ARTICLE HISTORY

Received 1 July 2019
Revised 24 September 2019
Accepted 28 September 2019

KEYWORDS

Quality metrics; bin picking;
manipulation strategy;
general gripper; object
recognition

1. Introduction

Bin picking is still an important problem in robotics. Its difficulty is described in [1], for example. Picking an item from a cluttered scene is applied to various fields: parts supply in Factory Automation (FA), pick-and-place in Warehouse Automation (WA), cleaning up using household robots and so on. But it was difficult to apply existing methods, if target items have various shapes and materials. In the last few years, robotic competitions which aim to solve a domain challenges are often held as a platform to accelerate technology development. In the FA field, for example, the National Institute of Standards and Technology of USA is carrying Agile Robotics for Industrial Automation Competition [2] since 2017. This is a simulation-based competition focused on agility. The Ministry of Economy, Trade and Industry of Japan is carrying out an Assembly Challenge [3,4] in their World Robot Summit¹ since 2018. This is a real robot's competition focusing on factors during setup changes and during operation. The former factors are agility and leanness. The latter ones are operation rate improvements. In

the WA field, Amazon Robotics, Inc. held a competition regarding a warehouse task automation using robotics in 2017. In large warehouses of e-commerce corporations, a mixture of daily items are manually picked and placed. The automation of the manual work is an important problem in robotic bin picking. In particular, technical problems lie in picking items with various shapes and in identifying their texture, shape, and material. Various methods have been proposed to solve the problems in the competition in which the ability of the robot system was tested in a competition setting. In this paper, we show a system comparison of the four teams which ranked first to fourth places in the Stow task, Amazon Robotics Challenge 2017. In the competition, the systems were ranked according to the organizer's rules. But we have difficulty in analysis of a system performance in terms of more practical use. The reason is as follows. A single metric like the competition's score is a kind of Principal Component Analysis [5], thus dimensionality reduction always loses some information about original data that reflect the performance. While the needs of each industry are

CONTACT Y. Domae  domae.yukiyasu@aist.go.jp

[†] Authors contributed equally to this manuscript.

This article has been republished with minor changes. These changes do not impact the academic content of the article.

different, competitions reflecting the needs of each industry are taking place. In this paper, we propose a set of metrics in order to reflect the detailed behavior of a system into our system performance analysis as a solution. Then, we describe an example analysis showing the issues that arise when robots are applied to actual factories or warehouses by using the comparison results. Also, items in each system to be improved to get more performance are clarified.

The main contributions of this paper are the following:

- We show the details of four unique robot systems and compare the system configurations of each team.
- We propose a system performance evaluation based on plural metrics introduced from reliability engineering [6,7]. By this analysis, each team strategy is revealed.
- We discuss on pros and cons of the systems and technologies including the details of the systems, and also discuss on what we have learned and on future system design.

The rest of this paper is organized as follows. Section 2 presents the related works. Section 3 introduces the Stow task. Section 4 describes four systems developed for this task. Section 5 presents our proposed system performance evaluation. Section 6 analyzes our findings and presents lessons learned. Finally, Section 7 concludes this paper.

2. Related works

The related works are presented in five groups. The first group includes systems developed for the bin picking tasks. The second group summarizes different design approaches for grippers. The third group is on grasp planning. The fourth group is on item recognition. Finally, the fifth group is about comparison analysis of competition systems.

2.1. Bin picking systems related to competitions

Bin picking is a classical but still challenging for state-of-the-art robotics. Many proposals were made on the automation of pick-and-place tasks in warehouses in the Amazon Picking Challenge (later known as Amazon Robotics Challenge), held from 2015 to 2017. In particular, there were many proposals and findings on gripper design to solve problems when picking various items as described in later sections. In the first competition held in 2015, actual shelves used in Amazon warehouses were also used in the pick-and-place of daily items from a bin.

As mentioned in the summary article of the 2015 competition [8], it was proven that a suction gripper is able to pick many kinds of items. Further in the 2016 competition, the winner Delft [9] and many other teams succeeded in picking hard-to-pick items such as a mesh cup, which a suction gripper was unable to handle, by combining suction and two-finger grasping or similar pinching mechanisms.

2.2. Gripper design

For grasping, the combination of suction and two-finger or suction only became the common configuration. In the 2017 competition, almost all the teams used either of the two-gripper configurations mentioned above. The overall winner of 2017 [10] as well as team NAIST-Panasonic [11], who configured the system by analyzing the past competitions and came fourth at their first attempt, adopted the gripper configuration of suction and two-finger combination. Team MIT-Princeton [12], the winner of Stow task in 2017, where only bin picking ability was tested, made a system which enabled several motions such as suction down, suction side, grasp down, flush grasp in one gripper system that combined suction and two-finger grippers. Only the runner-up in Stow Task, Team Nanyang [13], used a configuration with two suction grippers and without a two-finger gripper. They achieved a high score by focusing on bin rather than gripper design. To explain in detail, they added a mechanism which expanded the bin space thereby modifying the problem from a hard bin picking to a simpler picking like a pick-and-place problem from a wide open flat space. The team was successful in picking various items, and their strategy was necessary for items in a hard-to-pick pose or occluded. Team MC^2 proposed a two-stage strategy to use three types of gripper properly [14]. As aforementioned, many types of gripper designs were proposed in the competitions.

In comparison, jamming gripper [15] is highly versatile in picking various kinds of items. Nevertheless, there are some difficulties in applying jamming grippers to bin picking because a jamming gripper tends to pick several small items in a tightly packed bin simultaneously. Also, in principle, as it needs to come into contact with the item before it starts grasping, it tends to fail in picking soft items which may change shape easily. Thus, nobody used the jamming gripper in the competitions.

2.3. Grasp planning and grasp point detection

Grasp point detection takes place to determine the gripper pose to pick detected items. A method [16] which convolutes a binary image model of the gripper to the

depth image and does not require pre-information of the object is already used in factory automation. Many methods for grasp point detection using machine learning from RGB images and depth images have been proposed. Jiang et al. proposed a method [17] which searches in an RGB image for a pose that is easy for a two-finger gripper to grasp and they were the first to make it practical [18] by using deep learning. Pinto et al. proposed a grasp point detection method [19] from an RGB image based on 50,000 trials on actual robots. Moreover, Levine and others achieved a method [20] where hand-eye coordination detects a grasp point from RGB data. The common among all these methods is that they are able to determine the grasp point using only images. Unfortunately, the physical correspondence between gripper and item in grasping [21] cannot be understood just from appearances in an image. Mahler and others have defined a matrix which determines grasp points for a number of objects in advance from the relationship between the 3D object model and the 3D gripper model and proposed a method [22] which assumes a physical grasp point of unknown objects by learning from a vast amount of data. They achieved this with deep learning [23] and used it with vacuum and suction² type of grippers [24]. In this method, bin picking is available based on the learned results when the learning becomes precise enough. Furthermore, Matsumura and others succeeded in bin picking with real robots exclusively by learning from simulation data [25]. Team MIT-Princeton [12] and others fitted for both suction and two-finger grippers by detecting grasp points with Fully Convolutional Network (FCN) on the base [12]. Whether to use a learning method by providing data beforehand or to use a non-learning method which is more adaptive to unknown objects and environmental changes depends on the preconditions of the problem.

2.4. Sensors and algorithms for item recognition

In the competition, item detection based on images obtained from RGB-D sensors is often used. The winning team in 2015 probabilistically classified multi-class items with a method which describes the type of item in each pixel using image features obtained from RGB and depth images [26]. Then, items are segmented by integrating the result. In the 2015 competition, many teams used algorithms based on image features. From 2016 onward, many adopted Convolutional Neural Networks (CNN) and showed good performance. Faster network variants such as Faster R-CNN [27] which performs bounding box detection and multi-class classification in order, and high-speed YOLO [28] and SSD [29], which perform the detection and classification in parallel, were used for the

recognition. There were teams [10] who used semantic segmentation methods as a base and all performed well in detecting (classifying) items in the bins.

Object pose detection is used to determine grasp point on items after they are detected. In general, data obtained from an RGB-D sensor and object model are matched together using methods such as Iterative Closest Point [30], which minimizes the point cloud position errors between data and model, and Directional Chamfer Matching [31], which presumes object pose by featuring image edges and matching them for every view direction. Such methods are used for bin picking in FA as they are robust against illumination changes, among other things. The methods [32,33], which estimate object pose by voting after extracting features and matching pairs of vectors obtained from edges and planes of object, are good in speed and accuracy balance. A method [34], which assumes the position and approximate pose of an object by adding multi-view data to a CNN, has also been proposed. Nevertheless, to use these methods, a 3D model of the object is required. If a 3D model is not available, a method by the Team MIT-Princeton [35], which assumes the object pose by fitting primitive shapes like spheres and cubes directly to the data, has also been proposed. The method to use depends on the precondition of the problems.

2.5. Comparison analysis of competition systems

In the Amazon Robotics Challenge, points are awarded or subtracted based on the performance in the frame of the rules. But the final score does not seem to directly reflect the technology suitability. Therefore, organizers and teams published papers about system analysis [8]. Results of the analysis are not based on the scores in the competition, but statistical data by a questionnaire survey about used technologies, team configurations, and so on. From the results, we can understand which technologies were well used in the competition. But we have difficulty in analyzing a system performance in terms of more practical use.

Successful picking rate as shown in [14,16] or well-known cycle time³ is an important metric to evaluate the system performance in practical use. Mean Picks Per Hour (MPPH) [22] is also a well-used metric [12,24], which is related to both picking rate and picking time. But such a single metric is a kind of Principal Component Analysis is the name of the method so please keep the upper case in the first letters [5]. Thus, dimensionality reduction always lose some information of original performance data. Therefore, in this paper, we propose a set of metrics in order to analyze a system performance that reflects different aspects of a system behavior. We

4. Four proposed systems for the Stow task

4.1. Team MIT-Princeton (first place)

The MIT-Princeton system [12] consists of a 6DOF ABB IRB 1600id robot arm next to four picking work-cells see Figure 2(a). The robot arm uses a multi-functional gripper with two fingers (built on top of a Weiss WSG 50 gripper) for parallel-jaw grasps and a custom retractable suction cup. The gripper is designed to function in cluttered environments: finger and suction cup length are specifically chosen such that the bulk of the gripper body does not need to enter the cluttered space. One gripper fingertip is equipped with a GelSight tactile sensor, while the other fingertip uses an actuated fingernail for scooping along the sides of storage bins. Each work-cell consists of a storage bin, as well as four fixed-mounted RealSense SR300 RGB-D cameras: two cameras overlooking the storage bins (positioned on opposite sides) are used to infer grasp points, while the other two pointing towards the robot gripper (also positioned on opposite sides) are used to recognize objects in the gripper. Each work-cell also includes a force sensor underneath for (1) checking the weight of picked objects, and (2) detecting collisions.

The system is built around a grasp-first-then-recognize pipeline. For each pick-and-place operation, it uses fully convolutional networks (FCNs) to take as input RGB-D images of the work-cell, and output pixel-wise confidence scores (i.e. affordances) of four different motion primitives for picking see Figure 2(b): top-down suction, side suction, top-down grasp, side-flush grasp. Each pixel of the output represents a suction or parallel-jaw grasp centered at the 3D location of that pixel's corresponding surface in view Figure 2(c). The FCNs are trained

using a dataset of 1837 RGB-D images of cluttered work-cells, with good/bad grasp locations manually annotated by human experts. During inference, the system selects and executes the motion primitive with the highest predicted confidence score, picks up one object, isolates it from the clutter, holds it up in front of cameras, recognizes its category, and places it into the appropriate bin. The recognition algorithm uses a two-stream network to learn a common feature embedding space between (1) observed images of held objects, and (2) product images – where images of the same object match to more similar output features. Since this network architecture does not rely on knowing the number of object categories beforehand, it is capable of recognizing images of novel objects unseen during training by matching them to corresponding product images that are provided at test time Figure 2(d). Prior to the competition, the network is trained over observed-image-to-product-image pairs of known objects.

This system design has several advantages. First, the FCN-based grasping algorithm is model-free and agnostic to object identities. It detects grasps by using local geometric and texture features on objects, allowing it to learn biases that can generalize to novel objects without retraining (e.g. flat surfaces are good for suction, porous surfaces are bad for suction, etc.). Second, the object recognition algorithm works without task-specific data collection or retraining for novel objects, which makes it scalable for applications in warehouse automation and service robots where the range of observed object categories is large and dynamic. Third, our grasping framework supports multiple grasping modes with a multi-functional gripper (suction and grasping) and

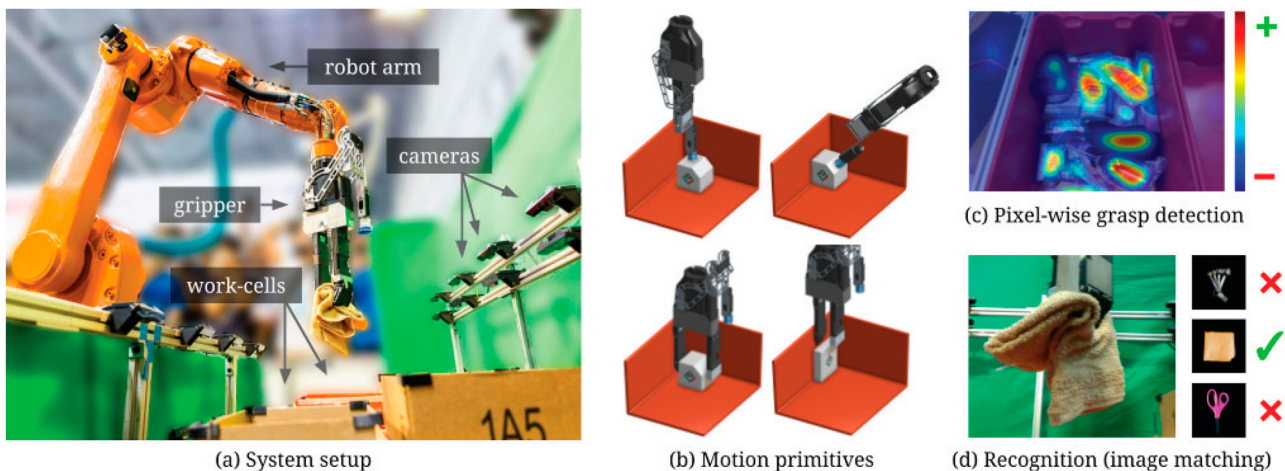


Figure 2. The MIT-Princeton system setup (a) consists of a 6DoF robot arm next to four picking work-cells. The system uses (c) FCNs to predict pixel-wise grasping confidence scores (i.e. affordances) of (b) four motion primitives using suction and parallel-jaw grasping. After executing the motion primitive at the 3D location of the pixel with the highest confidence score, the system picks up an object and uses (d) a two-stream network to match images of the held object to the most similar product image for recognition.

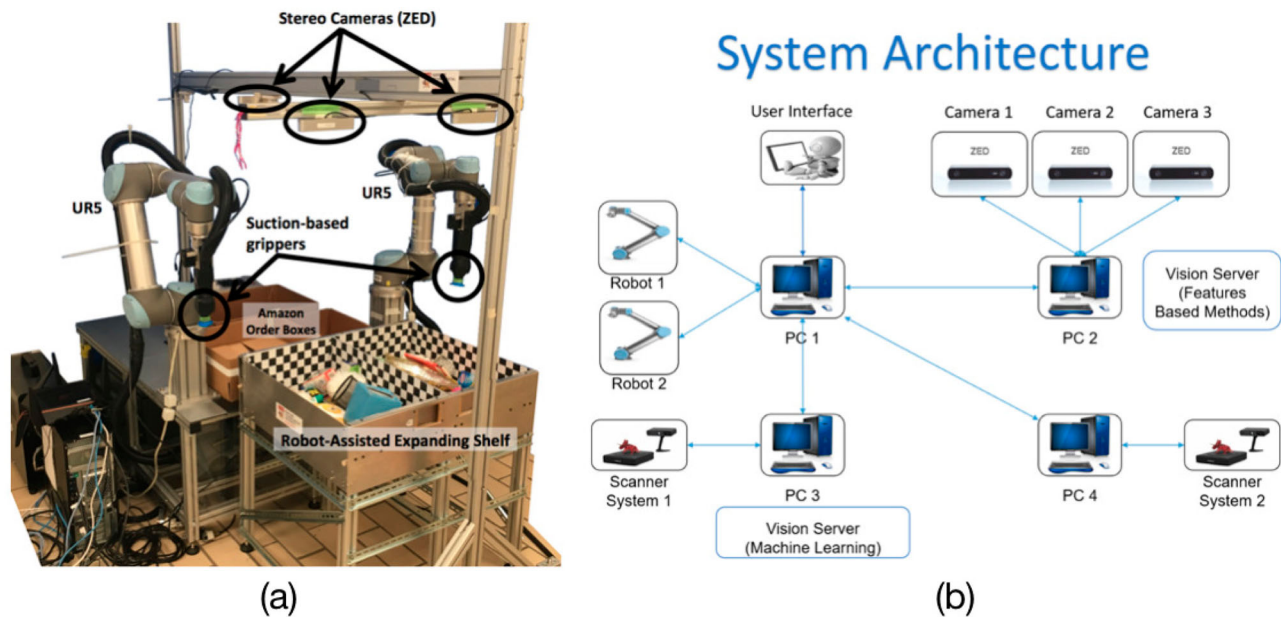


Figure 3. Team Nanyang's system (a) and its system architecture (b).

thus handles a wide variety of objects. Finally, the entire processing pipeline including grasp detection and recognition requires only a few forward passes through deep networks and thus executes quickly (a few hundred milliseconds in total per pick-and-place).

4.2. Team Nanyang (second place)

The team formed by members of the Nanyang Technological University (Singapore) developed a dual-arm robot equipped with suction-based grippers and a top-open drawer-like storage system.

The robot system features two identical manipulators (Universal Robots UR5), three stereo cameras (Stereolabs ZED) and two custom-built grippers. The built system is shown in Figure 3(a) together with its system architecture shown in Figure 3(b).

We divide the workspace into two individual and one shared work cell to optimize the manipulation performance and decrease the risk of collision between the manipulators.

Our shelf has two bins which temporarily extend sideways in order to disperse the cluttered pile of items. This allows the system to have easier access to the items and to facilitate the object detection by decreasing occlusion.

For object detection, we use the results of either one of two classifiers, one based on engineered features and the other based on learned features, whichever has the highest confidence. This is because we expect higher confidence for unknown items from the former, and higher confidence for known items from the latter. As

engineered features, we use Grid-based Motion Statistics (GMS) [36], which is a feature detection algorithm similar in principle to SIFT but superior in performance. The learned-features are extracted using CNNs.

The grippers are suction-based since over 98% of the training items were successfully grasped using our modified suction cups. Our grasping strategy consists mainly on approaching the objects straight down from the top, which is effective for almost 98% of the items.

4.3. Team MC² (third place)

The team MC² (Mitsubishi Electric Corporation, Chubu University, Chukyo University) is shown in Figure 4(a). Two robot arms are mounted on linear sliders, facing each other with the item bins in the center in between them. Each robot arm is able to operate individually and has an RGB-D sensor and a force sensor. The RGB-D sensor is used for item and picking position detection. The recognition algorithms are based on SSD, graspability, and primitive shape matching for item detection and classification, gripper pose detection, and item pose estimation separately as shown in Figure 4(c). The force sensor is used for force control when the robot picks and places items. The proposed robot system has three different types of gripper: suction, vacuum and two-finger as shown in Figure 4(b). The suction gripper is mounted on the left-side robot, as shown in Figure 4(a). The vacuum and two-finger grippers are mounted on the right-side robot, as shown in Figure 4(a). The two-finger gripper is used after removing the vacuum gripper by using a tool changer mechanism.

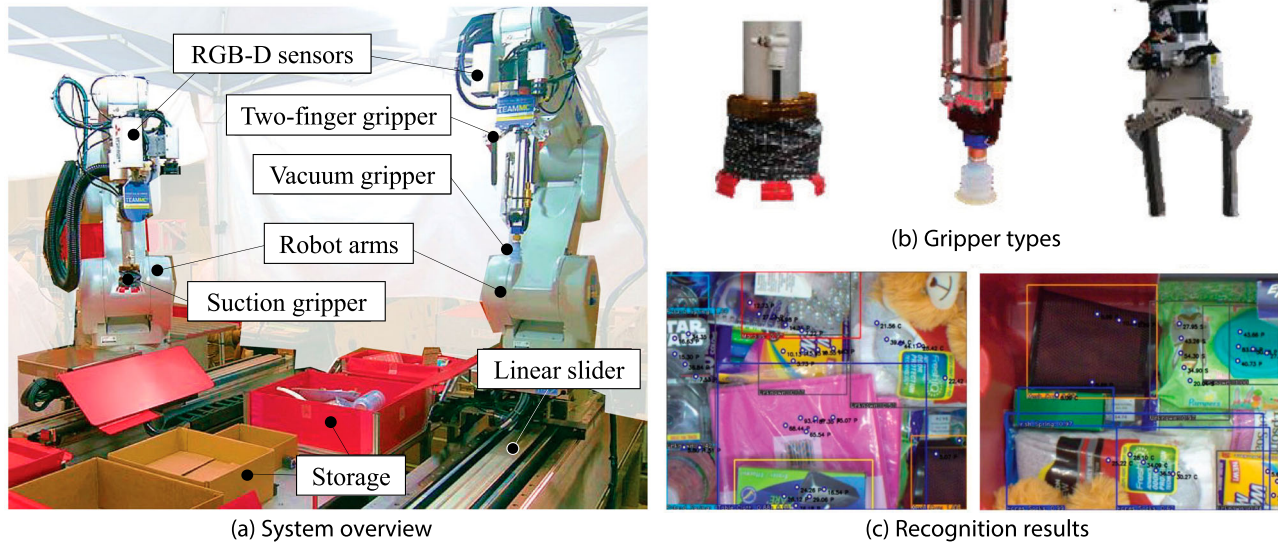


Figure 4. Robot system by team MC^2 . (a) the system overview. (b) The system has three different types of gripper: suction, vacuum and two-finger. (c) SSD-based object detection and 3D pose estimation algorithms can detect the graspable items and the grasping points from cluttered scenes.

We devised a strategy in which the gripper combination changes accordingly. As bins are crowded and items are on top of each other, vacuum gripper, which picks items in smaller a surface area for picking, is preferred. As items are both large and small, the suction gripper, which is able to pick large items once it recognizes the surface, is also suitable. In contrast, collision due to item crowding inside the bin must be considered for the two-finger gripper and it is hard to obtain a pose for grasp positioning in a crowded bin. Therefore, the combination of vacuum and suction gripper is chosen for the beginning and middle part of the picking process.

When items are isolated, two-finger gripper can reach a grasp pose more easily. Besides, the value of two-finger gripper rises because the remaining items are hard to pick with vacuum and suction grippers used at the beginning. What is more, the more sparse the items get, the risk of picking several items also decreases, and approaching items in hard-to-pick poses becomes easier. Thus, the suction gripper is also adopted. To achieve the strategy explained so far, we configured a robot system in which one robot arm has a suction gripper and the other has vacuum and two-finger grippers, as described in [14]. The grippers are switched with a tool changer.

4.4. Team NAIST-Panasonic (fourth place)

Team NAIST-Panasonic is formed by the Nara Institute of Science and Technology (NAIST) and Panasonic Corporation and includes members with experience in robotics competitions [37].

The proposed solution consists of a 7-DOF robot arm (KUKA LBR iiwa 14 R820) with a custom-made end effector, a controlled space (recognition space) with four RGB-D cameras, and a shelf (storage system) with weight sensors underneath [38]. The setup of the proposed bin picking solution is shown in Figure 5(a).

The end effector has a suction gripper and a two-finger gripper, shown in Figure 5(b), mounted on two separate linear actuators, and an RGB-D camera to recognize items and estimate the grasping points. The suction gripper consists of a compliant vacuum cleaner hose which is partially constrained to reduce swinging when transporting items. The two-finger gripper has high-friction rubber on its parallel fingers and is used as a secondary grasping tool. Both grippers include force-sensitive resistors to detect collisions with items and force control to avoid damaging items. The smart design of the end effector provided a reliable and consistent performance. The high flow and compliance of the suction gripper reduced the negative effects of vision and motion planning errors, making the system able to pick and transport the items safely.

The recognition space consists of four RGB-D cameras (Intel Realsense SR300) pointing at a space over the storage system, where eight LEDs control the illumination and the background of the cameras' views is controlled using non-reflective black plates. We combine learned and engineered features, shown in Figure 5(c), to achieve a robust object recognition for both known and unknown items. This was particularly useful in the case of the combination of bounding box

Table 1. System configuration of each team.

	MIT-Princeton	Nanyang	MC ²	NAIST-Panasonic
Robots	One 6-DoF robot arm	Two 6-DoF robot arms	Two 6-DoF robot arms on 1-DoF linear sliders	One 7-DoF robot arm
Sensors	Sixteen fixed-mount RGB-D sensors, four force sensors (below bins), one tactile sensor (GelSight on gripper), and one air pressure sensor	Three RGB-D sensors	Two RGB-D sensors and two force sensors on robot arms, and two weight sensors	Five RGB-D sensors, two weight sensors, two FSR-based contact sensors, and one air pressure sensor
Grippers	Multi-functional gripper with two fingers for parallel-jaw grasps and a retractable suction cup	Two suction-based grippers	One large suction gripper, one small vacuum gripper, and one two-finger gripper	One suction gripper and one two-finger gripper
Recognition algorithm	Two FCNs to infer grasping points for both suction and parallel-jaw grasping, and a two-stream network to match real images of objects to product images for classification	Mixed-mode classifier using feature extraction (GMS) and CNN	SSD-based item detector and classifier from a RGB image, gripper pose detector from a single depth map, and 3D pose estimator from a point cloud data	Multi-modal weighted voting classifier using learned and engineered features (YOLO from RGB, volume from depth, weight, and color histogram)
Unique features	Learning visual affordances for multi-functional gripping (grasping and suction)	Top-open extendable shelf design	Using three types of grippers and its combination strategy	High-flow suction gripper and fast failure recovery
# of robot arms	1	2	2	1
# of sensors	22	3	6	10
# of grippers	1	2	3	2

very few useful open source projects to help with the implementation.

5. Performance evaluation

5.1. Metrics

We have previously compared two systems (team MIT-Princeton and team MC² at the Amazon Robotics Challenge 2017) using Mean Picks Per Hour (MPPH) [22] and our original successful picking rate as a robot performance index in [14]. MPPH is currently widely-used as a bin picking system performance metric [22,39]. Since a high correlation to the score of the competition is seen with MPPH, it is suitable as a performance comparison index of several systems developed for the Amazon Robotics Challenge 2017.

Comparing system performance using a single number is similar to the results of the Principal Component Analysis [5], which is a method used for the dimensional reduction of multidimensional data. The principle is to reduce the original amount of information by choosing the component with the largest possible variance. In that sense, many performance indicators provide the first principal component innately. However, if the first principal component is chosen for each measurement data, there is the problem that it can only be used for a relative comparison. A solution to this problem is to evaluate the system performance in a comprehensive way by calculating several absolute indices for each system.

In this paper, we calculate Average time per pick, Number of trials per hour, Mean Time Between Failures

(MTBF), Mean Time to Repair (MTTR), and Availability, in addition to MPPH, for each team.

By evaluating each system individually and comprehensively, we analyze their system design policy and system performance in a multifaceted manner. In each system, their subsystems work differently as they are designed differently, then multiple metrics will reflect the difference between systems.

MPPH is calculated by multiplying the Number of trials per hour and the Average probability of success.

Average time per pick is measured from the competition video of each team. In this metric, *pick* refers to the motion from capturing object data by the sensors to pick an item and place it. Then, number of trials per hour can be calculated by Average time per pick.

The Average probability of success is also measured from the competition video of each team.

MTBF is calculated by dividing the operating time by the failure count of the system.

$$MTBF = \frac{T_{up}}{N_{down}}, \quad (1)$$

where T_{up} is the duration of the system running well, and N_{down} is the number of times the system fails and takes some recovery actions until it succeeds. These were obtained from the videos recorded during the Amazon Robotics Challenge 2017.

MTTR is obtained as follows:

$$MTTR = \frac{T_{down}}{N_{down}}, \quad (2)$$

where T_{down} is the duration from the beginning of the failure to the end of the recovery actions.

Availability is obtained as follows:

$$\text{Availability} = \frac{\text{MTBF}}{(\text{MTBF} + \text{MTTR})}. \quad (3)$$

Availability is a dimensionless quantity, which represents the ratio between the time that the system is running well and the total time the system is operating.

5.2. Performance evaluation using the proposed metrics

We calculated the proposed set of metrics and relative values, as shown in Table 2. Then, we normalized the most significant metrics based on the winning team (team MIT-Princeton), as shown in Table 3. We also show these normalized results in Figure 6. Moreover, we summarized the number of picked items and the successful picking rate per gripper type in Table 4.

From Figure 6, we observe that MPPH and the scores are highly correlated, which makes it suitable as a comprehensive performance index in that sense. We consider that the slight deviation is caused by a difference in scoring when including a bonus point. However, the other metrics are considerably fluctuating.

6. Discussion

6.1. Analysis of the performance comparison

In this section, we analyze the results shown in Figure 6. We consider changes of each metric in comparison to the actual system implementation, and explore the system design concept.

Table 2. Results of metrics calculation of each team.

	MIT-Princeton	Nanyang	MC ²	NAIST-Panasonic
Score based on ARC ^a rules	160	125	120	110
Number of trials	32	37	28	50
Number of successes ^b	19	16	18	17
Number of errors	13	21	10	33
Successful picking rate	0.594	0.432	0.643	0.340
Average time per pick (s)	23.1	24.3	32.1	18.0
Number of trials per hour	156	148	112	200
Average probability of success	0.594	0.432	0.643	0.340
MPPH	92.6	64.0	72.0	68.0
Sum of up time (s)	535	504	488	437
Sum of down time (s)	204	396	412	463
Total time (s)	739	900	900	900
MTBF (s)	28.2	31.5	27.1	25.7
MTTR (s)	15.7	18.9	41.2	14.0
Availability	0.642	0.626	0.397	0.647

^aAmazon Robotics Challenge 2017.

^bSuccessful sequences of pick, move, and place.

Table 3. Normalized results of selected metrics based on the highest score team (team MIT-Princeton).

	MIT-Princeton	Nanyang	MC ²	NAIST-Panasonic
Score based on ARC ^a rules	1.00	0.78	0.75	0.69
Average time per pick	1.00	1.05	1.39	0.78
Number of trials per hour	1.00	0.95	0.72	1.28
Average probability of success	1.00	0.73	1.08	0.57
MPPH	1.00	0.69	0.78	0.73
MTBF	1.00	1.12	0.96	0.91
MTTR	1.00	1.20	2.63	0.89
Availability	1.00	0.97	0.62	1.01

^aAmazon Robotics Challenge 2017.

Table 4. Number of picked items and the successful picking rate of each gripper. We refer to the blower-based suction as *suction* and vacuum-pump-based suction as *vacuum*. In this paper, dropped items during pick-and-place do not count as successful picking.

	Suction	Vacuum	Two-finger	Total
MIT-Princeton				
Number of picked items	13	–	6	19
Successful picking rate (%)	54.2	–	75	59.4
Nanyang				
Number of picked items	16	–	–	16
Successful picking rate (%)	43.2	–	–	43.2
MC ²				
Number of picked items	9	6	3	18
Successful picking rate (%)	64.3	100	37.5	64.3
NAIST-Panasonic				
Number of picked items	17	–	–	17
Successful picking rate (%)	34	–	–	34.0

MPPH is a good indicator that represents system performance, as evident in the fact that MPPH and the score based on the rules of the Amazon Robotics Challenge are similar. Hereafter, we examine the factors constituting the MPPH, namely, the Number of trials per hour and Average probability of success. First, Number of trials per hour is very low for MC², while it is high for team NAIST-Panasonic. The other two teams are in the middle. When we look closely at the system design of each team, MC², for example, has a hand-eye system with a vision sensor attached to a wrist of their robot, and it is configured to perform the vision sensing operation and the other operation sequentially. In other words, the recognition operation is performed after the completion of the stow operation, which is one cycle before, then, the picking operation starts. Therefore, one cycle takes an amount of time while the other teams can perform the previous stow operation and the recognition operation concurrently and shorten their cycle times.

For the posture variation of the grasping object, the team NAIST-Panasonic uses only one hand with a

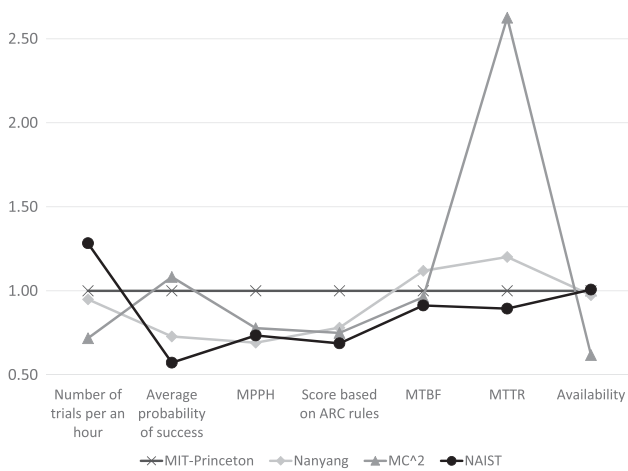


Figure 6. System performance comparison based on the selected metrics.

vertical downward trajectory, and the grasping operation starts immediately after recognition is completed. The operation itself is simple, which leads to an increase in the number of attempts per unit time. The other two teams, especially the team MIT-Princeton, have more than one type of gripping trajectory, and it takes longer than the team NAIST-Panasonic to plan and operate. The difference of these system designs is reflected in the number of trials per hour.

In terms of the Average probability of success, MC^2 and MIT-Princeton are comparable, while NAIST-Panasonic and Nanyang have lower values. As a system design concept, the difference lies in whether it is thought that every single operation is important, and the system attempts to score by the number of retries even if it fails somehow.

In terms of the MTBF, Nanyang team is somewhat larger, while the other teams are almost equal. In other words, since the success possibility is slightly higher than the other teams, Nanyang team can keep their normal operation for longer.

Considering MTTR, MC^2 team has a large value. The reason for this is that it is disadvantageous in recovering, it takes long time in one operation, and fails many times at the same object. This can lead to imagine that the recognition method and the grasping method are too naive to succeed (i.e. the system makes the same mistakes). The team NAIST-Panasonic is expected to have a strategy switch that succeeds in recovering at high speed. Teams Nanyang and MIT-Princeton are moderate, but MIT-Princeton is a little dominant. MIT-Princeton tries different ways for every fail, each seems reasonable. This enables quick recovery. Nanyang team did grasping point change for each error. This worked well most of the times. Team NAIST-Panasonic tries aggressively, thus

items flipped when grasping failed, and, consequently, the state of the bin was changed. Moreover, they sometimes changed the grasping point or the target object, so the success probability increases. MC^2 did gently and naive repetition so that the state of the bin did not change. Then, the same unsuccessful picking motion is repeated.

In terms of Availability, the MC^2 team's value is very low, while the other teams present high, comparable values. When combined with other indicators, MC^2 has a high probability of success but it takes long time to recover from failure. The other teams seem to be balanced on the speed of operation, the probability of success, and the time of recovery from failure.

6.2. Lessons learned and future practical system design

In the previous section, we estimated the design policy differences and their performance with newly introduced metrics, which could not be understood from the analysis based on a single metric.

Next, we discuss an ideal system according to the arguments we have made so far. We found that it is especially advantageous to have short operation time, if we try to estimate the ideal system design. MPPH, which is highly correlated with the competition score, is likely to become significantly larger as the operation time is shortened. Although high probability of success is preferable, its effect on MPPH is only linear. These facts indicate that in a system hardware configuration that best shortens cycle times, a hand eye system is disadvantageous, so vision sensors should be placed separately. Nevertheless, the freedom of the field of view is restricted with a hand eye configuration. If the system continues to manipulate the same objects, this restriction will not be a problem. However, this can be disadvantageous if the target objects constantly change, which will require a workspace reconfiguration.

In addition, recovery strategies for grasping failures are important and repetition which does not rely on probabilistic phenomena is required, for example, by changing parameters of the recognition algorithm and grasping method, and possibly changing postures of the object by flipping them or shaking the bins, for example. Here too, it is important to improve the repetition rate.

Now, we can discuss a theoretical practical system design considering a combination of the four teams' systems. It is particularly true that short operation time is a target factor. MPPH, which is correlated with the score, is likely to take a significantly larger value as the operation time is shortened. Average probability of success is not so important, as the effects on MPPH are only

linear. These facts give suggestions for tactical strategies to adjust the system. If there is a choice between success probability and operation time, one should choose to improve operation time.

In a word on a hardware configuration, hand eye system is disadvantageous, and vision sensors should be put separately. However, one must be careful for the model switching or system cost in actual business use. On the other hand, the recovery strategy at the time of grasping failure is also important. It is worthwhile to focus on the development of error recovery methods. In any case, speed is desired. If such a team comes to the competition, they will also earn bonus points and must be the first prize.

Finally, we discuss the identification of the optimal system configuration and technology for practical use. Even though an analysis based on the data from the Amazon Robotics Challenge alone is difficult to generalize, what we have found at this time is that attaching or detaching a vision sensor to a robot is about changing the advantage or disadvantage depending on the presence or absence of production model switching.

Then, the need for the next-generation production system is said to be speeding up for production changeover or switching, re-usability of production system bodies, autonomous improvement of production speed and quality, and unmanned operation time by autonomous error recovery and operation learning [2,3]. Though these factors are not included in the Amazon Robotics Challenge, it is expected that competition rules are formulated and implemented to compare these factors in future competitions.

7. Conclusions

In this paper, we analyzed four robot systems developed for the Amazon Robotics Challenge using a set of performance metrics that clarify the hidden features behind the competition scoring. Based on the competition results, we could show the difference between these systems and which technologies are important for the competition and future practical use according to the proposed metrics. The technologies relevant to picking robots are improved through the competition but further technology improvements are needed for practical use. We expect this analysis to be a good reference for advanced future technologies along with novel needs of the industry.

Though the evaluation criteria reflecting the needs of the industry were reflected in the scoring of competitions, it is also true that high-level systems have been proposed with implicit specifications which are difficult to evaluate through competition scores. In fact, working

speed and probability of item damage are important as needs in the industry, and they can become problems in advanced system design and adjustment. However, in this paper, the ultimate solution has not been found because no records of item damage exist. It is presumed that all teams are afraid of penalty points so that they added a wide-enough margin to their system operation speed to prevent items from being damaged. In the future, a system configuration which can reduce such margin will be important, as it will also improve the operating speed.

Notes

1. <https://worldrobotsummit.org/en/>
2. In this paper, we refer to the blower-based suction as *suction* and vacuum-pump-based suction as *vacuum*.
3. Originally, Adept company had proposed this metric. It is a round trip time or cycle numbers per a minute of a robot TCP trajectory which goes 25 mm up, 305 mm horizontal, 25 mm down.
4. <https://www.amazonrobotics.com/site/binaries/content/assets/amazonrobotics/arc/2017-amazon-robotics-challenge-rules-v3.pdf>

Acknowledgments

We gratefully thank our colleagues and team members whose support drove the success of our teams. **Team MIT-Princeton:** Kuan-Ting Yu, Elliott Donlon, Francois R. Hogan, Maria Bauza, Daolin Ma, Orion Taylor, Melody Liu, Eudald Romo, Nima Fazeli, Ferran Alet, Nikhil Chavan Dafle, Rachel Holladay, Isabella Morona, Prem Qu Nair, Druck Green, Ian Taylor, Weber Liu, and Thomas Funkhouser. **Team Nanyang:** Reeve Zheng Hao Chong, Kok Yuan Yik, Ramamoorthy Luxman, Pang Wee Ching, Ren Meixuan, Teoh Yee Seng, Hendra Suratno Tju, Wu Jing, Zhang Dongsheng, and Zhao Yi. **Team MC²:** Ryosuke Kawanishi, Kenta Kato, Koji Shiratsuchi, Rintaro Haraguchi, Ryosuke Araki, Hironobu Fujiyoshi, Shuichi Akizuki, Manabu Hashimoto, Hiroyuki Tsutada, Makito Seki, Haruhisa Okuda, Kiyoshi Maekawa, Masahiro Shikai, Masaki Iizuka, Takuro Torii, Takahiro Hasegawa, Takashi Nanmoto, Katsuhoshi Maekawa, Katsuhisa Yamada, Akira Okihiro, Takeshi Katsura, and Norio Matsui. **Team NAIST-Panasonic:** Lotfi El Hafi, Felix von Drigalski, Wataru Yamazaki, Viktor Hoerig, Arnaud Delmotte, Akishige Yuguchi, Marcus Gall, Chika Shiogama, Kenta Toyoshima, Pedro Uriguen, Rodrigo Elizalde, Masaki Yamamoto, Yasunao Okazaki, Kazuo Inoue, Katsuhiko Asai, Ryutaro Futakuchi, Seigo Okada, Yusuke Kato, and Pin-Chu Yang.

Disclosure statement

No potential conflict of interest was reported by the authors.

Notes on contributors

M. Fujita received his BE and ME degrees in Mechanical Engineering from the University of Tokyo, Japan, in 1981 and 1983,

respectively. He joined the Mitsubishi Electric Corporation in 1983. From 2008 to 2012, he was Executive Vice President and Chief Financial Officer of the Mitsubishi Electric Research Laboratories in Cambridge, Massachusetts, USA. From 2014 to 2017, he was Senior General Manager of Advanced Technology R&D Center of Mitsubishi Electric Corporation. Since 2017, he has been Executive Officer of Mitsubishi Electric Corporation in charge of IT and Research & Development. His research interests include industrial applications of robots.

Y. Domae received his BE, ME and PhD degrees from Hokkaido University, Japan, in 2004, 2006 and 2012, respectively. From 2008 to 2013, he worked as a Researcher in the Image Recognition Systems Group of the Advanced Technology R&D Center of Mitsubishi Electric Corporation, Japan. From 2013 to 2018, he worked as a Principal Researcher in the same group. In 2018, he joined the National Institute of Advanced Industrial Science and Technology as the Group Leader of the Manipulation Research Group. Since 2019, he works as the Team Leader of the Automation Research Team in the same institution. His research interests include machine vision and manipulation.

A. Noda received his BS and MS degrees in Mechanical Engineering from Osaka University, Japan, in 1985 and 1987, respectively, and his PhD degree from the Nara Institute of Science and Technology in 2016. From 1987 to 2016, he mainly worked as a Researcher at R&D Sections of Mitsubishi Electric Corporation, Japan. Since 2017, he has been a Professor in the Department of Robotics of the Faculty of Robotics and Design at the Osaka Institute of Technology. He received the JRM Best Paper Award 2012, the R&D 100 Award 2014, the FA Foundation Paper Award 2014 and 2017, the CIE45 Second Award 2015 (Paper Award), the iSCIE Paper Award 2015, the RSJ Paper Award 2016, the iSCIE Industrial Technology Award 2017 (Paper Award), the RSJ Distinguished Service Award 2018, the SICE Paper Award 2018, and others. He has been serving as a member of the ministries and its affiliated organizations. Especially from 2018, he is a member of the Industrial Robotics Competition Committee, the World Robot Summit. His current research interests are robotics including industrial robots, automated systems and autonomous systems.

G. A. Garcia Ricardez received his ME and PhD degrees from the Nara Institute of Science and Technology, Japan, in 2013 and 2016, respectively. He is currently an Assistant Professor in the Robotics Laboratory of the Division of Information Science at the Nara Institute of Science and Technology, and a Research Advisor for Robotics Competitions at the Robotics Hub of Panasonic Corporation. His research interests include human-safe, efficient robot control, human-robot interaction, manipulation and task planning, and he leads numerous research projects and teams in international robotics competitions.

T. Nagatani received his BS and MS degrees in Information Engineering from the Tokyo Institute of Technology in 2004 and 2006, respectively. Since 2006, he has been a researcher at the R&D Section of Mitsubishi Electric Corporation. He has received the R&D 100 Award 2014, the CIE45 Second Award 2015 (Paper Award), the iSCIE Paper Award 2015, Kiyasu Special Industrial Achievement Award 2015, the RSJ Paper Award 2016, the FA Foundation Paper Award 2017, the iSCIE Industrial Technology Award 2017 (Paper Award), the SICE Paper Award 2018, and others. He is a member of the Institute of Systems, Control and Information Engineers (iSCIE, Japan), and

the Society of Instrument and Control Engineers (SICE, Japan). His current research interests are system integration of factory automation systems.

A. Zeng received his BA Double Major in Computer Science and Mathematics from UC Berkeley, in 2015, and his MA and PhD degrees in Computer Science from Princeton University, in 2017 and 2019, respectively. Currently, he is a Research Scientist in Robotics at Google Brain. He is interested in developing algorithms that enable machines to intelligently perceive and interact with the physical world and improve themselves over time. His research focuses on deep learning and vision for robotics.

S. Song received her BE degree from the Hong Kong University of Science and Technology in 2013, and her MA and PhD degrees in Computer Science at Princeton University in 2015 and 2018, respectively. During her PhD, she spent time working at Microsoft Research and Google Daydream. She received the Facebook Fellowship in 2014, Siebel Scholar in 2016, Wallace Fellowship in 2017, Princeton SEAS Award for Excellence in 2017, and RSS Best System Paper in 2019. Currently, she is an Assistant Professor in the Department of Computer Science at Columbia University. Her research interests lie at the intersection of computer vision, robotics, and computer graphics.

A. Rodriguez received his degrees in Mathematics and in Telecommunication Engineering from the Universitat Politècnica de Catalunya in 2005 and 2006, respectively, and earned his PhD degree from the Robotics Institute at Carnegie Mellon University in 2013. Currently, he is an Associate Professor at the Mechanical Engineering Department of the Massachusetts Institute of Technology, where he leads the Manipulation and Mechanisms Lab (MCube) researching autonomous dexterous manipulation, robot automation, and end-effector design. He has received Best Paper Awards at conferences RSS'11, ICRA'13, RSS'18, IROS'18, and RSS'19, and has been finalist for Best Paper awards at conferences IROS'16 and IROS'18. He has lead Team MIT-Princeton in the Amazon Robotics Challenge between 2015 and 2017, and has received the Amazon Research Award in 2018 and 2019, and the 2018 Best Manipulation System Paper Award from Amazon. His research interests include autonomous robotic manipulation, hand dexterity, end-effector design, and automation.

A. Causo received his BE degree in Chemistry and Computer Engineering from Ateneo de Manila University, Philippines. He obtained his ME and PhD from the Nara Institute of Science and Technology, Japan. He is a member of the IEEE and the IEEE Robotics and Automation Society. Currently, he is a Senior Research Fellow at the Robotics Research Centre, School of Mechanical and Aerospace Engineering, Nanyang Technological University, Singapore. His research interests include computer vision, human-robot interaction, human motion measurement, human posture tracking and modeling, rehabilitation robotics, socially assistive robotics, robot-assisted education, and logistics robotics. His current research work is on the use of social robots in education, grasping strategy in item picking, assistive robots for professional services and logistics robots for warehouse fulfillment.

I.M. Chen received his BS degree from the National Taiwan University, Taiwan, in 1986, and his MS and PhD degrees

from the California Institute of Technology, in 1989 and 1994, respectively. He was a JSPS Visiting Scholar at Kyoto University, Japan, in 1999, and a Visiting Scholar at the Massachusetts Institute of Technology in 2004. He was Director of the Robotics Research Centre from 2013 to 2017 in the Nanyang Technological University, Singapore, a member of the Robotics Task Force 2014 under the National Research Foundation, Singapore, and also General Chairman of the 2017 IEEE International Conference on Robotics and Automation in Singapore. He is a Fellow of Academy of Engineering, Fellow of IEEE, and Fellow of ASME. Currently, he is a full Professor in the School of Mechanical and Aerospace Engineering of the Nanyang Technological University, Singapore. Also, he is the CEO of Transforma Robotics Pte Ltd, which develops robots for construction industry, the CTO of Hand Plus Robotics Pte Ltd, which develops robots for logistics, warehouse automation and manufacturing, and he will be Editor-in-Chief for IEEE/ASME Transactions on Mechatronics from 2020. His research interests are in construction and logistics robots, wearable devices, human-robot interaction and industrial automation.

T. Ogasawara received his PhD degree from the University of Tokyo, Japan, in 1983. From 1983 to 1998, he was with the Electrotechnical Laboratory, Ministry of International Trade and Industry, Japan. From 1993 to 1994, he was with the Institute for Real-Time Computer Systems and Robotics, University of Karlsruhe, Germany, as a Humboldt Research Fellow. He joined the Nara Institute of Science and Technology, Nara, Japan, in 1998, where he is currently a Professor in the Division of Information Science. He is also Vice President of the Nara Institute of Science and Technology and Dean of the Graduate School of Science and Technology. His research interests include human-robot interaction, dexterous manipulation, human modeling and bio-inspired robotics.

ORCID

G. A. Garcia Ricardez  <http://orcid.org/0000-0001-6518-577X>

A. Zeng  <http://orcid.org/0000-0002-4319-2159>

S. Song  <http://orcid.org/0000-0002-8768-7356>

References

- [1] Marvel JA, Saidi K, Eastman R, et al. Technology readiness levels for randomized bin picking. Proceedings of the Workshop on Performance Metrics for Intelligent Systems. PerMIS '12. College Park, MD. New York (NY): ACM; 2012. p. 109–113.
- [2] NIST. Agile Robotics for Industrial Automation Competition. Online. 2019. Available from: <https://www.nist.gov/el/intelligent-systems-division-73500/agile-robotics-in-industrial-automation-competition> [cited 2019 Jun 21].
- [3] Yokokohji Y, Kawai Y, Shibata M, et al. Assembly challenge: a robot competition of the Industrial Robotics category, World Robot Summit – summary of the pre-competition in 2018. *Adv Robot.* 2019;33(17):876–899.
- [4] Mizuho S, Hiroki D, Wataru U, et al. Task-board task for assembling a belt drive unit. *Adv Robot.* 2019;33(17):TADR 2019–0208 TADR–2019–0208.
- [5] Jolliffe IT. *Principal Component Analysis*. 2nd ed. New York (NY): Springer; 2002.
- [6] Reliability and availability basics. Online. 2019. Available from: http://www.eventhelix.com/RealtimeMantra/FaultHandling/reliability_availability_basics.htm [cited 2019 May 22].
- [7] Reliability engineering. Online. 2019. https://en.wikipedia.org/wiki/Reliability_engineering [cited 2019 May 22].
- [8] Correll N, Bekris KE, Berenson D, et al. Analysis and observations from the first Amazon Picking Challenge. *IEEE Trans Autom Sci Eng.* 2018;15(1):172–188.
- [9] Hernandez C, Bharatheesha M, Ko W, et al. Team Delft's robot winner of the Amazon Picking Challenge 2016. In: *Robot World Cup*. Springer; 2016. p. 613–624. Available from: https://link.springer.com/chapter/10.1007/978-3-319-68792-6_51#citeas
- [10] Morrison D, Tow AW, McTaggart M. Cartman: The low-cost Cartesian manipulator that won the Amazon Robotics Challenge. 2018 IEEE International Conference on Robotics and Automation (ICRA); Brisbane, Australia. IEEE; 2018. p. 7757–7764.
- [11] Garcia Ricardez GA, El Hafi L, von Drigalski F. Standing on giant's shoulders: newcomer's experience from the Amazon Robotics Challenge 2017. In: *Advances on Robotics Item Picking – applications in warehouse & e-commerce*. Springer; 2020. Available from: <https://www.springer.com/gp/book/9783030356781>.
- [12] Zeng A, Song S, Yu KT, et al. Robotic pick-and-place of novel objects in clutter with multi-affordance grasping and cross-domain image matching. 2018 IEEE International Conference on Robotics and Automation (ICRA); Brisbane, Australia. IEEE; 2018. p. 1–8.
- [13] Causo A, Chong ZH, Luxman R, et al. A robust robot design for item picking. 2018 IEEE International Conference on Robotics and Automation (ICRA); Brisbane, Australia. IEEE; 2018. p. 7421–7426.
- [14] Fujita M, Domae Y, Kawanishi R, et al. Bin-picking robot using a multi-gripper switching strategy based on object sparseness. 2019 IEEE International Conference on Automation Science and Engineering; Vancouver, BC, Canada. IEEE; 2019. p. 1540–1547.
- [15] John A, Eric B, Rodenberg N, et al. A positive pressure universal gripper based on the jamming of granular material. *IEEE Trans Robot.* 2012;28(2):341–350.
- [16] Domae Y, Okuda H, Taguchi Y, et al. Fast graspability evaluation on single depth maps for bin picking with general grippers. 2014 IEEE International Conference on Robotics and Automation (ICRA); Hong Kong. IEEE; 2014. p. 1997–2004.
- [17] Jiang Y, Moseson S, Saxena A. Efficient grasping from RGBD images: Learning using a new rectangle representation. 2011 IEEE International Conference on Robotics and Automation; Shanghai, China. IEEE; 2011. p. 3304–3311.
- [18] Lenz I, Lee H, Saxena A. Deep learning for detecting robotic grasps. *Int J Robot Res.* 2015;34(4–5):705–724.
- [19] Pinto L, Gupta A. Supersizing self-supervision: learning to grasp from 50 k tries and 700 robot hours. 2016 IEEE International Conference on Robotics and Automation (ICRA). IEEE; 2016. p. 3406–3413.
- [20] Levine S, Pastor P, Krizhevsky A, et al. Learning hand-eye coordination for robotic grasping with deep learning and large-scale data collection. *Int J Robot Res.* 2018;37(4–5):421–436.

- [21] Rodriguez A, Mason MT, Ferry S. From caging to grasping. *Int J Robot Res.* 2012;31(7):886–900.
- [22] Mahler J, Pokorny FT, Hou B, et al. Dex-Net 1.0: a cloud-based network of 3D objects for robust grasp planning using a multi-armed bandit model with correlated rewards. 2016 IEEE International Conference on Robotics and Automation (ICRA). IEEE; 2016. p. 1957–1964.
- [23] Mahler J, Liang J, Niyaz S, et al. Dex-Net 2.0: deep learning to plan robust grasps with synthetic point clouds and analytic grasp metrics. *arXiv preprint arXiv:170309312.* 2017.
- [24] Mahler J, Matl M, Liu X, et al. Dex-Net 3.0: computing robust vacuum suction grasp targets in point clouds using a new analytic model and deep learning. 2018 IEEE International Conference on Robotics and Automation (ICRA); Brisbane, Australia. IEEE; 2018. p. 1–8.
- [25] Matsumura R, Harada K, Domae Y, et al. Learning based industrial bin-picking trained with approximate physics simulator. *International Conference on Intelligent Autonomous Systems*; Baden-Baden, Germany. Springer; 2018. p. 786–798.
- [26] Jonschkowski R, Eppner C, Höfer S. Probabilistic multi-class segmentation for the Amazon Picking Challenge. 2016 IEEE/RSJ International Conference on Intelligent Robots and Systems (IROS); Daejeon, Korea. IEEE; 2016. p. 1–7.
- [27] Ren S, He K, Girshick R, et al. R-CNN: towards real-time object detection with region proposal networks. *Advances in Neural Information Processing Systems.* 2015. p. 91–99.
- [28] Redmon J, Divvala S, Girshick R, et al. You Only Look Once: unified, real-time object detection. *IEEE Conference on Computer Vision and Pattern Recognition (CVPR)*; Las Vegas, Nevada, USA. 2016 Jun.
- [29] Liu W, Anguelov D, Erhan D, et al. SSD: single shot multi-box detector. In: Leibe B, Matas J, Sebe N, et al., editors. *Computer Vision – ECCV 2016*; Amsterdam, The Netherlands. Cham: Springer International Publishing; 2016. p. 21–37.
- [30] Besl PJ, McKay ND. A method for registration of 3-D shapes. *IEEE Trans Pattern Anal Mach Intell.* 1992 Feb;14(2):239–256.
- [31] Liu MY, Tuzel O, Veeraraghavan A, et al. Fast directional chamfer matching. 2010 IEEE Computer Society Conference on Computer Vision and Pattern Recognition; San Francisco, California, USA. IEEE; 2010. p. 1696–1703.
- [32] Drost B, Ulrich M, Navab N, et al. Model globally, match locally: efficient and robust 3D object recognition. 2010 IEEE Computer Society Conference on Computer Vision and Pattern Recognition. IEEE; 2010. p. 998–1005.
- [33] Choi C, Taguchi Y, Tuzel O, et al. Voting-based pose estimation for robotic assembly using a 3D sensor. 2012 IEEE International Conference on Robotics and Automation; Saint Paul, Minnesota, USA. IEEE; 2012. p. 1724–1731.
- [34] Torii T, Hashimoto M. Model-less estimation method for robot grasping parameters using 3D shape primitive approximation. 2018 IEEE 14th International Conference on Automation Science and Engineering (CASE); Munich, Germany. IEEE; 2018. p. 580–585.
- [35] Zeng A, Yu KT, Song S, et al. Multi-view self-supervised deep learning for 6D pose estimation in the Amazon Picking Challenge. 2017 IEEE International Conference on Robotics and Automation (ICRA); Singapore. IEEE; 2017. p. 1386–1383.
- [36] Bian J, Lin W, Matsushita Y. Gms: grid-based motion statistics for fast, ultra-robust feature correspondence. 2017 IEEE Conference on Computer Vision and Pattern Recognition (CVPR); Honolulu, Hawaii, USA. 2017 Jul. p. 2828–2837.
- [37] Garcia Ricardez GA, von Drigalski F, El Hafi L, et al. Lessons from the Airbus Shopfloor Challenge 2016 and the Amazon Robotics Challenge 2017. 18th SICE System Integration Division Annual Conf. Sendai, Japan. 2017 Dec. p. 572–575.
- [38] Garcia Ricardez GA, von Drigalski F, El Hafi L, et al. Warehouse picking automation system with learning- and feature-based object recognition and grasping point estimation. 18th SICE System Integration Division Annual Conf. Sendai, Japan. 2017 Dec. p. 2249–2253.
- [39] Zeng A, Song S, Lee J. Tossingbot: learning to throw arbitrary objects with residual physics. *arXiv preprint arXiv:190311239.* 2019.